

Assemblea Ordinaria del 13 maggio 2020ALLEGATO " P "
ROGITO 23955ESITO VOTAZIONE

Oggetto : Nomina del Presidente del Consiglio di Amministrazione.

Hanno partecipato alla votazione:

- n° 2.646 azionisti,

portatori di n° 2.058.384.879 azioni ordinarie, tutte ammesse al voto,


pari al 56,639513% del capitale sociale.

Hanno votato:

	Voti	% su Azioni Ordinarie che hanno espresso il voto
Favorevoli	2.029.546.602	98,598985
Contrari	8.717.697	0,423521
SubTotale	<u>2.038.264.299</u>	99,022506
Astenuti	<u>20.120.580</u>	0,977494
Totale	<u>2.058.384.879</u>	100,000000
(Non Votanti)	14.956.712	

F.to MARCEGAGLIA EMMA

F.to PAOLO CASTELLINI - Notaio



84573/1537

LISTA ESITO DELLE VOTAZIONE

Oggetto: Nomina del Presidente del Consiglio di Amministrazione.

FAVOREVOLI

Badge	Ragione Sociale	Proprio	Delega	Totale
1	AVV. DARIO TREVISAN RAPPRESENTANTE DESIGNATO IN QUALITA' DI DELEGATO AI SENSI DELL'ART. 135-NOVIES TUF	0	0	0
**D	ARCA FONDI SGR - FONDO ARCA AZIONI ITALIA	0	1.780.000	1.780.000
**D	ARCA FONDI SGR - FONDO ARCA ECONOMIA REALE BILANCIATO ITALIA 55	0	150.000	150.000
**D	FRANKLIN TEMPLETON INVESTMENT FUNDS	0	671.477	671.477
**D	MORGAN STANLEY INVESTMENT FUNDS	0	17.117	17.117
**D	AVIVA INVESTORS	0	41.920	41.920
**D	T. ROME PRICE FUNDS SICAV	0	3.688	3.688
**D	T. ROME PRICE FUNDS SICAV	0	61	61
**D	T. ROME PRICE FUNDS SICAV	0	2.293	2.293
**D	T. ROME PRICE FUNDS SICAV	0	187.472	187.472
**D	T. ROME PRICE FUNDS SICAV	0	115.027	115.027
**D	T. ROME PRICE FUNDS SICAV	0	10.311	10.311
**D	T. ROME PRICE FUNDS SICAV	0	117.778	117.778
**D	ARK LIFE ASSURANCE COMPANY LIMITED	0	1.397.882	1.397.882
**D	BLACKROCK INDEX SELECTION FUND	0	1.349	1.349
**D	BLACKROCK FUNDS I ICAV	0	68.927	68.927
**D	SCHRODER ALTERNATIVE SOLUTIONS	0	163.935	163.935
**D	JPMORGAN INVESTMENT FUNDS	0	13.357.247	13.357.247
**D	SCHRODER INTERNATIONAL SELECTION FUND	0	1.533	1.533
**D	JPMORGAN FUNDS (IRELAND) ICAV	0	86.763	86.763
**D	UNION INVESTMENT INSTITUTIONAL GMBH	0	35.711	35.711
**D	DKB EUROPA FONDS BAYERNINVEST LUXEMBOURG	0	21.450	21.450
**D	BAYERNINVEST KVG MBH	0	30.058	30.058
**D	BAYERNINVEST KAPITALVERWALTUNGSGESELLSCHAFT	0	34.063	34.063
**D	ZURICH COMPANHIA SEGUROS SA	0	1.798.783	1.798.783
**D	UNIVERSAL INVEST SICAV	0	14.346	14.346
**D	BAYERNINVEST KAPITALVERWALTUNGSGESELLSCHAFT MBH	0	170.000	170.000
**D	II SICAV INSTITUTIONNELLE DE DROIT BELGE	0	201.040	201.040
**D	DEPAM CAPITAL B	0	102.290	102.290
**D	DPAM DBI-RDT B	0	1.026.439	1.026.439
**D	CREDIT SUISSE INDEX FUND (LUX) - CSIF (LUX) EQUITY EMU	0	899.111	899.111
**D	CREDIT SUISSE INDEX FUND (LUX) - CSIF (LUX) EQUITY EMU BLUE	0	11.759	11.759
**D	CREDIT SUISSE INDEX FUND (LUX) - CSIF (LUX) EQUITY EURO STOXX MULTI PREMIA	0	2.211	2.211
**D	CS INDEX FUND (LUX) - CSIF (LUX) EQUITY WORLD FACTOR MIX	0	3.075	3.075
**D	CREDIT SUISSE INDEX FUND (LUX) - CSIF (LUX) EQUITY WORLD MINIMUM VOLATILITY	0	6.000	6.000
**D	CSIF2 CS (LUX) PORTFOLIO FUND GLOBAL YIELD USD	0	11.394	11.394
**D	FIREOON WORLD EQUITY CREDIT SUISSE FUNDS AG	0	146.515	146.515
**D	PK CSG WORLD EQUITY CREDIT SUISSE FUNDS AG	0	20.153	20.153
**D	CSIF (CH) III EQUITY WORLD EX CH VALUE WEIGHTED - PENSION FUND CREDIT SUISSE FUNDS AG	0	569.798	569.798
**D	AXA VORSORGE FONDS II - EQUITIES GLOBAL MARKETS CREDIT SUISSE FUNDS AG	0	26.109	26.109
**D	BALOISE FUND INVEST 2 (CH) - IF AKTIEN WELT EX SCHWEIZ CREDIT SUISSE FUNDS AG	0	15.256	15.256
**D	FIREOON WORLD EQUITY ISOPRO (PENSION) CREDIT SUISSE FUNDS AG	0	26.910	26.910
**D	AXA VORSORGE FONDS - EQUITIES GLOBAL MARKETS III CREDIT SUISSE FUNDS AG	0	0	0

LISTA ESITO DELLE VOTAZIONE

Oggetto: Nomina del Presidente del Consiglio di Amministrazione.

FAVOREVOLI

Badge	Regione Sociale	Proprio	Delega	Totale
**D	CSIF (CH) III EQUITY WORLD EX CH MINIMUM VOLATILITY - PF CREDIT SUISSE FUNDS AG	0	86.025	86.025
**D	CREDIT SUISSE FUNDS AG	0	28.627	28.627
**D	BALOISE FUND INVEST (CH)-AKTIEN WELT EX SCHWEIZ PASSIV CREDIT SUISSE FUNDS AG	0	6.081	6.081
**D	CSIF (CH) EQUITY EMU CREDIT SUISSE FUNDS AG	0	398.265	398.265
**D	AXA VORSORGE FONDS II - EQUITIES GLOBAL MARKETS PASSIVE CREDIT SUISSE FUNDS AG	0	233.907	233.907
**D	PROFOND UMBRELLA - AKTIEN AUSLAND MINIMUM VOLATILITY CREDIT SUISSE FUNDS AG	0	32.008	32.008
**D	CREDIT SUISSE INVESTMENT FUNDS 2 - CREDIT SUISSE (LUX) PORTFOLIO FUND GLOBAL BALANCED USD	0	20.000	20.000
**D	CSIF 4 - CREDIT SUISSE (LUX) GLOBAL HIGH INCOME FUND USD	0	20.000	20.000
**D	HELBA INVEST KAPITALANLAGEGESELLSCHAFT	0	18.492	18.492
**D	BERNISCHE PENSIONSKASSE	0	360.197	360.197
**D	EHP ADVANTAGE INTERNATIONAL ALTERNATIVE FUND	0	2.000	2.000
**D	SCHWAB INTERNATIONAL INDEX FUND	0	1.130.070	1.130.070
**D	THE MASTER TRUST BANK OF JAPAN LTD	0	11.400	11.400
**D	JAPAN TRUSTEE SERVICES BANK LTD	0	18.265	18.265
**D	JAPAN TRUSTEE SERVICES BANK LTD	0	5.525	5.525
**D	FIDELITY FUNDS SICAV	0	178.807	178.807
**D	FIDELITY POC VALUE UNCONSTRAINED	0	206	206
**D	MF PICTET MULTI ASSET FUND	0	42.228	42.228
**D	JAPAN TRUSTEE SERVICES BANK LTD	0	36.061	36.061
**D	THE MASTER TRUST BANK OF JAPAN LTD	0	11.052	11.052
**D	THE MASTER TRUST BANK OF JAPAN LTD	0	41.709	41.709
**D	JAPAN TRUSTEE SERVICES BANK LTD	0	13.499	13.499
**D	FIDELITY SAL ST FIDELITY GLOBAL EX US IN	0	653.184	653.184
**D	VANGUARD FUNDS PLC	0	1.930.729	1.930.729
**D	SCHWAB FUNDAMENTAL INTER LARGE COMP IN F	0	502.648	502.648
**D	FISHER INVESTMENTS ALL FOREIGN EQ COL FD	0	9.697	9.697
**D	FISHER INVESTMENTS FOREIGN EQUITY COLL F	0	147.671	147.671
**D	SEI INSTITUT MANAGED TRUS MULTI AS ACC F	0	26.389	26.389
**D	VANGUARD INVESTMENT SERIES PLC	0	1.288.894	1.288.894
**D	VANGUARD INVESTMENT SERIES PLC	0	1.125.981	1.125.981
**D	VANGUARD INVESTMENT SERIES PLC	0	113.021	113.021
**D	VANGUARD INVESTMENT SERIES PLC	0	82.395	82.395
**D	FIDELITY SALEM STR T FID TOTAL INT IND F	0	628.982	628.982
**D	THE MASTER TRUST BANK OF JAPAN LTD	0	435.837	435.837
**D	THE MASTER TRUST BANK OF JAPAN LTD	0	59.440	59.440
**D	DEVELOPED INTERNATIONAL EQUITY SELECT ETF	0	4.927	4.927
**D	MONDRIAN INT.EQ.COLLECTIVE.INV.TRUST	0	3.651	3.651
**D	FID/SAL STR TRU: FID/SAL INT VAL IND FUN	0	632.665	632.665
**D	FIDELITY UCITS FI ICAV	0	938.562	938.562
**D	VARIABLE INSURANCE PRODUCTS FUND II: INTERNATIONAL INDEX PORTFOLIO	0	10.068	10.068
**D	FIDELITY SALEM STREET TRUST: FIDELITY ZERO INTERNATIONAL INDEX FUND	0	14.978	14.978
**D	FIDELITY CONCORD STREET TRUST: FIDELITY SERIES INTERNATIONAL INDEX FUND	0	163.980	163.980
**D		0	22.310	22.310

84573/1538

LISTA ESITO DELLE VOTAZIONE

Oggetto: Nomina del Presidente del Consiglio di Amministrazione.

FAVOREVOLI

Badge	Regione Sociale	Proprio	Delega	Totale
**D	SIX CIRCLES INTERNAT UNCONSTRAIN EQ FUND	0	1.201.942	1.201.942
**D	SIX CIRCLES MANAGED EQUITY PORTFOLIO INTERNATIONAL UNCONSTRAINED FUND	0	525.502	525.502
**D	SIX CIRCLES MANAGED EQUITY POR	0	58.290	58.290
**D	THE MASTER TRUST BANK OF JAPAN LTD	0	2.579	2.579
**D	THE MASTER TRUST BANK OF JAPAN LTD	0	4.589	4.589
**D	LACM WORLD EQ DVND	0	871	871
**D	LACM WORLD EQ DEFE	0	104	104
**D	THE MASTER TRUST BANK OF JAPAN LTD	0	109.254	109.254
**D	EUROPEAN EQUITY FUND OF KOKUSAI TRUST INTERTRUST TRUSTEES	0	18.379	18.379
**D	FISHER INVEST ALL WORLD EQ COLLECTIVE FD	0	453.005	453.005
**D	GLOBAL X SCIENTIFIC BETA EUROPE ETF	0	577	577
**D	THE MASTER TRUST BANK OF JAPAN LTD	0	231.204	231.204
**D	FIRST TRUST RIVERFRONT DYNAMIC EUROPE ET	0	22.297	22.297
**D	FIRST TRUST RIVERFRONT DYN DEV INT ETF	0	74.089	74.089
**D	MONDRIAN ALL COUN WORLD EX US EQ CO IN T	0	533.654	533.654
**D	MONDRIAN INTERNATIONAL EQUITY FUND	0	994.657	994.657
**D	ZURICH INSURANCE COMPANY LTD	0	12.563	12.563
**D	ZURICH INVESTMENTS LIFE S.P.A.	0	450.789	450.789
**D	HI MASTER VB FONDS	0	191.000	191.000
**D	BAYVK G2 FONDS	0	274.544	274.544
**D	SAEV MASTERFONDS INKA	0	111.383	111.383
**D	HI MANPT FONDS	0	132.037	132.037
**D	SIVE	0	40.225	40.225
**D	HL-KABL-FONDS	0	413.000	413.000
**D	HI PNWL DIVIDENDE PLUS FONDS	0	1.001.105	1.001.105
**D	HI-AXEL SPRINGER MASTER FONDS	0	19.518	19.518
**D	UNIVERSAL-OCO	0	67.950	67.950
**D	BI FINANZFONDS	0	22.315	22.315
**D	ALLIANZGI FONDS AFRIESA	0	78.335	78.335
**D	ALLIANZGI FONDS FEV	0	7.296	7.296
**D	ALLIANZ GI FONDS RAWW II	0	50.000	50.000
**D	BAYVK A4 FONDS	0	50.585	50.585
**D	ALLIANZGI FONDS GRNO 2	0	7.522	7.522
**D	ALLIANZGI FONDS PFD	0	1.976	1.976
**D	ALLIANZGI FONDS REINVEST	0	2.966	2.966
**D	ALLIANZGI FONDS WERT	0	3.500	3.500
**D	ALLIANZGI FONDS UGF	0	7.000	7.000
**D	ALLIANZGI FONDS DPF DILLINGER PENSIONSFO	0	19.249	19.249
**D	ALLIANZGI FONDS GRNO	0	1.294	1.294
**D	ALLIANZGI FONDS FIB	0	40.000	40.000
**D	ALLIANZGI FONDS AVP	0	1.948	1.948
**D	DBI FONDS EBB	0	10.560	10.560
**D	ALLIANZGI FONDS TOB	0	7.930	7.930

84573/1539

LISTA ESITO DELLE VOTAZIONE

Oggetto: Nomina del Presidente del Consiglio di Amministrazione.

FAVOREVOLI

Badge	Ragione Sociale	Proprio	Delega	Totale
**D	ALLIANZGI FONDS GDP	0	8.000	8.000
**D	ALLIANZGI FONDS NICO	0	1.854	1.854
**D	ALLIANZGI FONDS MAV	0	6.317	6.317
**D	ALLIANZGI FONDS PGD	0	10.842	10.842
**D	ALLIANZGI FONDS DUNHILL	0	6.520	6.520
**D	ALLIANZGI FONDS VSBW	0	30.025	30.025
**D	ALLIANZGI FONDS SIV	0	3.702	3.702
**D	SUEWE COFONDS	0	25.000	25.000
**D	ALLIANZGI FONDS PF1	0	9.887	9.887
**D	HFZH COFONDS	0	10.000	10.000
**D	ALLIANZGI FONDS PTV2	0	95.751	95.751
**D	ALLIANZGI FONDS AFE	0	60.699	60.699
**D	ALLIANZGI FONDS PF2	0	98.899	98.899
**D	ALLIANZGI FONDS SVKK	0	2.474	2.474
**D	KREBSHILFE 2 FONDS	0	4.210	4.210
**D	ALLIANZGI FONDS CAESAR	0	7.820	7.820
**D	AXA EURO DIVIDEND D	0	6.400	6.400
**D	HI R MASTER FONDS	0	8.718	8.718
**D	HI NSMPT BAP FONDS	0	4.524	4.524
**D	ALLIANZGI FONDS DPWS	0	8.135	8.135
**D	MASTERFONDS BANTHUS	0	76.134	76.134
**D	HI BGM AR MASTERFONDS	0	47.767	47.767
**D	ALLIANZGI FONDS OB PENSION	0	18.822	18.822
**D	SDK K3 FONDS	0	4.080	4.080
**D	BORDE-UI-FONDS	0	111.077	111.077
**D	ZURICH INSURANCE PLC	0	61.429	61.429
**D	ZURICH VIDA COMP DE SEGUROS Y REASEG SA	0	13.982	13.982
**D	BNP PARIBAS FUND	0	530.830	530.830
**D	GA FUND L	0	7.662	7.662
**D	BNP PARIBAS A FUND	0	7.415	7.415
**D	BNP PARIBAS EASY	0	338.864	338.864
**D	FONDAZIONE ROMA SIF	0	11.757	11.757
**D	BNP PARIBAS FONDS	0	43.196	43.196
**D	JANUS HEND INSTIT EUROP INDEX OPP FUND	0	20.805	20.805
**D	AMERICAN HEART ASSOCIATION INC	0	8.462	8.462
**D	CARILLON CLARIVEST INTERNATIONAL STOCK F	0	4.982	4.982
**D	CATHOLIC COMMUNITY FOUNDATION OF MINNESO	0	3.745	3.745
**D	GUIDEMARK WORLD EX - US FUND	0	26.279	26.279
**D	VIDENT INTERNATIONAL EQUITY FUND	0	94.557	94.557
**D	PACIFIC GLOBAL INTERNATIONALEQUITY INCOM	0	9.177	9.177
**D	APTCCY OPP REVER-SLIJAK RH FD SERV JERSEY	0	2.091	2.091
**D	STANDARD LIFE WEALTH INTERNATIONAL LTD	0	1.500	1.500
**D	BPCB OPP ECCLESTON G	0	36.203	36.203

84573/1540

84573/1541

LISTA ESITO DELLE VOTAZIONE

Oggetto: Nomina del Presidente del Consiglio di Amministrazione.

FAVOREVOLI

Badge	Regione Sociale	Proprio	Delega	Totale
**D	BMAM (INTERNATIONAL) LIMITED	0	15.200	15.200
**D	BROOKS MACDONALD ASSET MANAGEMENT	0	2.308	2.308
**D	ENHANCED INDEX INTERNATIONAL SHARE FUND	0	239.334	239.334
**D	AUSTRALIAN CATHOLIC SUPERAN RETIREM FUND	0	36.420	36.420
**D	AMP CAP UNHEGDED GL SHS MULTI MAN FUND	0	43.129	43.129
**D	AMP INTERNATIONAL EQUITY INDEX FUND HEDG	0	299.268	299.268
**D	IPAC SPEC INV STR INT SHARESTRATEGY NO 1	0	6.853	6.853
**D	UNISUPER	0	22.135	22.135
**D	AMP CAPITAL GLOBAL QUALITY FUND	0	30.020	30.020
**D	WHOLESALE UNIT TRU MSCI GLOB IND SRAR FU	0	13.910	13.910
**D	STRATEGIC INTERNATIONAL EQUITY FUND	0	80.979	80.979
**D	WHOLESALE INTERNATIONAL CORE EQUITIES	0	14.343	14.343
**D	MERCEUR UNHEGDED OVERSEAS SHARES TRUST	0	11.448	11.448
**D	BN2 WHOLESALE INTERN EQUITIES INDEX FUND	0	32.824	32.824
**D	LEMBAGA TABUNG AMANAH PEKERJA	0	31.622	31.622
**D	BDF-FONDS E ACT. EUROP.	0	48.718	48.718
**D	FCPE BDF FONDS S SOLIDAIRE	0	10.244	10.244
**D	FCPE HORIZON EP. ACTION	0	25.509	25.509
**D	LA MONDIALE	0	1.170.000	1.170.000
**D	FCP CMGEST VALEURS EURO	0	381.370	381.370
**D	INDEP ACTIONS CROISSANCE	0	309.000	309.000
**D	CALCIUM QUANT	0	82.594	82.594
**D	SODIUM 1	0	235.514	235.514
**D	FCP BNP PARIBAS DEEP VALUE	0	500.167	500.167
**D	AMPLI MUTUELLE	0	17.400	17.400
**D	GINJER ACTIFS 360	0	644.800	644.800
**D	ARABELLE INVESTISSEMENTS	0	4.600	4.600
**D	FCP BNP ACTION MONDE	0	10.803	10.803
**D	AXA INDICE EURO	0	188.200	188.200
**D	AXA OR E MATIERES PREMIERES	0	102.335	102.335
**D	AXA AA DIVERSFIE INDICIEL 1	0	213.400	213.400
**D	FCP FCE INVEST EURO	0	602.729	602.729
**D	FCP FRANCE INVEST. INTER	0	195.358	195.358
**D	AVIVA PATRIMOINE	0	29.519	29.519
**D	AVIVA DIVERSIFIE	0	5.323	5.323
**D	FCP ALM ACTIONS EURO	0	984.023	984.023
**D	FCP AVIVA INVESTORS SELECTION	0	27.140	27.140
**D	FCP AVIVA INVESTORS CONVICTION	0	252.423	252.423
**D	FCP AVIVA INVESTORS VALORISATION	0	153.453	153.453
**D	FCP AFER ACTIONS EURO	0	1.302.705	1.302.705
**D	FCP AVIVA PERFORMANCE	0	8.268	8.268
**D	FCP AVIVA ACTIONS EURO	0	137.595	137.595
**D	FCP AFER ACTIONS MONDE	0	141.801	141.801

LISTA ESITO DELLE VOTAZIONI

Oggetto: Nomina del Presidente del Consiglio di Amministrazione.

FAVOREVOLI

Badge	Regione Sociale	Proprio	Delega	Totale
**D	FCP AVIVA STRUCTURE INDEX 3	0	133.492	133.492
**D	FCP ALM ACT ZONE EUR ISR	0	2.600.000	2.600.000
**D	FCP AG2R LA MONDIALE ACT EUROPE ISR	0	535.000	535.000
**D	ROSENBERG EUROBILOC	0	126.164	126.164
**D	CARDIF ASSURANCE VIE	0	346	346
**D	ROTHSCHILD AND CO ASSET MANAGEMENT EUROPE	0	26.500	26.500
**D	FCPE HENKEL OWSF INT EXP	0	763	763
**D	LM HARMONY	0	5.715	5.715
**D	FCP SAKKARAH 6	0	56.200	56.200
**D	FCP KLESIA K ACTIONS EURO	0	9.400	9.400
**D	STICHT BEDRIJFST FONDS VOOR DE MEDIA PNO	0	208.531	208.531
**D	BNP PARIBAS EQUITY - FOCUS ITALIA	0	80.035	80.035
**D	STICHTING ANOLD DELHAIZE PENSIOEN	0	207.557	207.557
**D	FRANCE INVESTISSEMENT CAPITALISATIONS MOYENNES	0	299.966	299.966
**D	FCP KLESIA K RETRAITE EURO	0	550.000	550.000
**D	INDEP AM	0	33.000	33.000
**D	FCP FPI ESG	0	23.522	23.522
**D	FCP FPE ESG	0	420.830	420.830
**D	CAISSE DES DEPOTS ET CONSIGNATIONS	0	11.404.476	11.404.476
**D	CAISSE DES DEPOTS ET CONSIGNATIONS	0	7.301.331	7.301.331
**D	CAISSE DES DEPOTS ET CONSIGNATIONS	0	46.959	46.959
**D	FONDS DE RESERVE POUR LES	0	83.308	83.308
**D	FCP VILLIERS ACTIONS EUROPE CPR AM	0	283.139	283.139
**D	JANUS HENDERSON ADAPTIVE GLOBAL ALLOCATI	0	1.937	1.937
**D	WORLD TRADE ORGANIZATION PENSION PLAN	0	22.445	22.445
**D	PICTET CH INSTITUTIONAL - EUROPEAN	0	179.690	179.690
**D	PICTET CH-GLOBAL EQUITIES	0	25.006	25.006
**D	SWISS LIFE LUXEMBOURG SA	0	147.377	147.377
**D	RAIFFEISEN INDEX FONDS EURO STOXX 50	0	47.574	47.574
**D	CAPACITY FONDS INSTITUTIONEL-ACTIONS ETRANGERES PIB	0	22.096	22.096
**D	TURICUM AKTIEN UND IMMOBILIENWERTSCHRIFT	0	159.768	159.768
**D	CAPACITY FONDS INSTITUTIONEL ACTIONS ETRANGERES	0	53.072	53.072
**D	PICTET-EUROLAND INDEX	0	136.390	136.390
**D	PICTET-EUROPE INDEX	0	458.139	458.139
**D	FOREIGN STOCK INDEX MOTHER FUND ONAL DEVELOPED COUNTRIES INDEX MOTHER FUND	0	81.300	81.300
**D	NOMURA TRUST BANKING TRUSTEE NIKKO GLOBA	0	148.077	148.077
**D	SHINKO GLOBAL EQUITY INDEX MOTHER FUND	0	1.163	1.163
**D	KAPAN PENSIONER KORSARINGSFORENING	0	146.533	146.533
**D	INVESTERINGSFORENINGEN FFA INVEST	0	48.027	48.027
**D	INVESTERINGSFORENINGEN BANKINVEST EUROPA SMALL CAP AKTIER KL	0	133.492	133.492
**D	GLOBALE AKSJER AS	0	437	437
**D	GLOBALE ESG AS	0	47.947	47.947

LISTA ESITO DELLE VOTAZIONE

Oggetto: Nomina del Presidente del Consiglio di Amministrazione.

FAVOREVOLI

Badge	Ragione Sociale	Proprio	Delega	Totale
**D	VERDIPAPIRFONDET EQUINOR AKSJER EUROPA	0	27.000	27.000
**D	STICHTING DEPOSITARY APG DEVELOPED	0	220.698	220.698
**D	EUROBEN LIFE PENSION DAC	0	7.283	7.283
**D	EQUINOR INSURANCE A S	0	30.500	30.500
**D	EQUINOR PENSJON	0	155.000	155.000
**D	INT.: VERDIPAPIRFONDET STOREBRAND GLOBAL ESG GAR: JP MORGAN LUXC/OB PSS	0	8.770	8.770
**D	VERDIPAPIRFONDET STOREBRAND INDEKS-NORGE	0	14.017	14.017
**D	INT.: VERDIPAPIRFONDET STOREBRAND GLOBAL ESG GAR: JP MORGAN LUXC/OB PSS	0	53.361	53.361
**D	INT.: VERDIPAPIRFONDET STOREBRAND GLOBAL ESG GAR: JP MORGAN LUXC/OB PSS	0	412.879	412.879
**D	VERDIPAPIRFONDET STOREBRAND GLOBAL ESG P	0	63.314	63.314
**D	MOMENTUM INVESTMENT FUNDS SICAV-SIF	0	80.560	80.560
**D	ROBECO UMBRELLA FUND I N.V.	0	123.779	123.779
**D	FUNDACAO CALOUSTE GULBENKIAN	0	708	708
**D	MOMENTUM GLOBAL FUNDS	0	19.645	19.645
**D	INVESTERINGSFORENINGEN PFA INVEST	0	4.068	4.068
**D	BLACKROCK INSTITUTIONAL POOLED FUNDS PLC	0	347.978	347.978
**D	KYBURG INSTITUTIONAL FUND - AKTIEN WELT	0	159.400	159.400
**D	BVK PERSONALVORSORGE DES KANTONS ZURICH	0	180.359	180.359
**D	PENSIONSKASSE SBB	0	99.489	99.489
**D	NFS LIMITED TRAFALGAR COURT ADMIRAL PARK ST. PETER PORT	0	28.635	28.635
**D	BRITISH COAL STAFF SUPERANNUATION SCHEME	0	130.570	130.570
**D	DEKA INVESTMENT GMBH RE DEKA-BASIS	0	12.000	12.000
**D	DEKA VERMOGENSMANAGEMENT GMBH RE KEPPLER	0	25.000	25.000
**D	DEKA VERMOG GMBH RE PRIV BANK.STRUKTUR	0	65.000	65.000
**D	DEKA VERMOGENSMANAGEMENT GMBH RE LINGOHR	0	88.671	88.671
**D	DEKA INVESTMENT GMBH RE DEKA	0	4.100	4.100
**D	DEKA VERMOGENSMANAGEMENT GMBH RE LINGOHR	0	232.056	232.056
**D	DEKA INVEST GMBH RE DEKA-BAV-FONDS	0	97.411	97.411
**D	DEKA INVESTMENT GMBH	0	49.249	49.249
**D	DEKA INVEST GMBH RE DEKA-NACHH KOM	0	84.985	84.985
**D	DEKA INV GMBH R DEK MSCI WORLD UCITS ETF	0	3.852	3.852
**D	DEKA INVEST.GMBH RE BEROLINARENT DEKA	0	4.850	4.850
**D	DEKA INV. GMBH RE DEKA ST.EUR.50 UCI ETF	0	21.029	21.029
**D	DEKA INV. GMBH DEKA MSCI EUROPE UCITS ET	0	118.931	118.931
**D	DEKA INVESTGMBH RE MSCI EUROPE LC UCITS	0	13.607	13.607
**D	DEKA INVESTMENT GMBH RE PKBME	0	15.800	15.800
**D	DEKA INVEST DEKA EURO STOXX 50 - UCITS	0	812.843	812.843
**D	DEKA INVEST GMBH RE BALANCE DYNAMISCH	0	11.639	11.639
**D	DEKA INVEST RE/DEKAFUTUR-WACHSTUM	0	12.200	12.200
**D	DEKA INVESTMENT GMBH RE DEKAFUTUR-CHANCE	0	39.000	39.000
**D	DEKA INVESTMENT GMBH RE DEKA-BR 100	0	588.706	588.706
**D	DEKA INVEST GMBH RE DEKA-BR 85	0	30.785	30.785
**D	DEKA INVESTMENT GMBH RE DEKA-BR 75	0	29.640	29.640

LISTA ESITO DELLE VOTAZIONE

Oggetto: Nomina del Presidente del Consiglio di Amministrazione.

FAVOREVOLI

Badge	Ragione Sociale	Proprio	Delega	Totale
**D	DEKA INVESTMENT GMBH RE DEKA-BR 55	0	12.991	12.991
**D	DEKA INVESTMENT GMBH RE DEKA-BR 35	0	72.423	72.423
**D	DEKA INVEST RE/DEKAFUTUR-ERTRAG	0	1.800	1.800
**D	DEKA INVEST RE DEKA-EUROLAND BALANCE	0	661.950	661.950
**D	DEKA INVESTMENT GMBH RE DEKA-DIVIDEND VA	0	170.000	170.000
**D	H.E.S.F. AUSTRALIA LIMITED	0	96.578	96.578
**D	LGIA SUPER TRUSTEE AS TRUSTEE FOR LGIA	0	66.416	66.416
**D	VANGUARD INTERNATIONAL SHARE INDEX FUND	0	67.901	67.901
**D	MINE SUPERANNUATION FUND	0	78.445	78.445
**D	AUSTRALANSUPER	0	5.094	5.094
**D	VANGUARD INTERNATIONAL SHARE INDEX FUND	0	759.899	759.899
**D	CONSTRUCTION AND BUILDING UNIONS SUPER F	0	199.785	199.785
**D	VANGUARD GLOBAL VALUE EQUITY FUND	0	327	327
**D	TEACHERS' RETIREMENT SYSTEM OF THE CITY OF NEW YORK	0	140.059	140.059
**D	SAS TRUSTEE CORPORATION POOLED FUND	0	6.311	6.311
**D	SAS TRUSTEE CORPORATION POOLED FUND	0	110.962	110.962
**D	UBS ASSET MANAGEMENT LIFE LTD	0	1.641.458	1.641.458
**D	MANAGEMENT BOARD PUBLIC SERVICE PENSION	0	8.455	8.455
**D	CONNECTICUT GENERAL LIFE SERVICE PENSION	0	14.388	14.388
**D	CONNECTICUT GENERAL LIFE INSURANCE COMPANY	0	31.127	31.127
**D	CONNECTICUT GENERAL LIFE INSURANCE COMPANY	0	30.800	30.800
**D	LACRF PTY LTD FOR THE LABOUR UNION CO-OPERATIVE RETIREMENT FUND	0	46.691	46.691
**D	BANCO CENTRAL DE TIMOR-LESTE (BCTL)	0	596.415	596.415
**D	ROCKEFELLER & CO., INC	0	17.000	17.000
**D	CTIVP DEB INTERNATIONAL VALUE FUND	0	194.821	194.821
**D	FFA PENSION FORSIKRINGSAKTIESELSKAB	0	15.780	15.780
**D	JPMORGAN CHASE BANK - PB - UNITED STATES INDIVIDUALS	0	3.921	3.921
**D	JPMORGAN CHASE BANK - PB - UNITED STATES TRUSTS	0	5.179	5.179
**D	JPMORGAN CHASE BANK - PB - UNITED STATES PARTNERSHIP	0	1.970	1.970
**D	BRUNEI SHELL RETIREMENT BENEFIT FUND	0	3.314	3.314
**D	MANAGED PORTFOLIO SERIES INTL SH FUND 1	0	9.452	9.452
**D	TELSTRA SUPERANNUATION SCHEME	0	16.310	16.310
**D	FRANKLIN INTERNATIONAL CORE EQUITY FUND	0	254.968	254.968
**D	TEMPLETON INTERNATIONAL STOCK TRUST	0	102.515	102.515
**D	JEFFREY LLC	0	9.875	9.875
**D	WESTPAC WHOLESAL UNHEDGED INT SHARE TRU	0	64.222	64.222
**D	ANZ WHOLESAL INTERN.SHA RE NO. 1 FUND	0	8.459	8.459
**D	TCORP IN INTERNATIONAL SHARE (UNHEDGED) F	0	149.401	149.401
**D	ISHARES-WHOLESAL SCREENED INT EQ IND F	0	16.039	16.039
**D	ISHARES-EDGE MSCI WORLD MINIMUM VOLAT ET	0	3.074	3.074
**D	IBM PERSONAL PENSION PLAN TRUST	0	37.127	37.127
**D	ONEPATH LOW VOLATILITY GLOBAL EQ IN POOL	0	23.367	23.367
**D	ONEPATH GLOB SHARES LARGE-CAP UNHED IN P	0	208.266	208.266

Azionisti in delega:

2.609

LISTA ESITO DELLE VOTAZIONE

Oggetto: Nomina del Presidente del Consiglio di Amministrazione.

FAVOREVOLI

Badge	Regione Sociale	Proprio	Delega	Totale
**D	BT WHOLESAL MULTI MANAG INTL SHARE FUND	0	25.277	25.277
**D	ACCIDENT COMPENSATION CORPORATION	0	60.243	60.243
**D	DEKA INVESTMENT GMBH RE DEKA-EUROPABOND	0	808.375	808.375
**D	SUPER FUNDS MANAG CORP SOUTH AUSTRALIA	0	24.816	24.816
**D	TEMPLETON GLOBAL GROWTH FUND LIMITED	0	198.556	198.556
**D	TEMPLETON INTERNATIONAL EQUITY TRUST	0	144.877	144.877
**D	TEMPLETON GLOBAL TRUST FUND	0	36.210	36.210
**D	JP MORGAN CHASE RETIREMENT PLAN	0	132.028	132.028
**D	MTEJ DAIDO LIFE FOREIGN EQUITY MOTHER FD	0	3.510	3.510
**D	ISHARES WHOLESAL INTERN EQ INDEX FUND	0	176.150	176.150
**D	SUPERANNUATION FUNDS MANAGEMENT CORP	0	4.384	4.384
**D	SUPERANNUATION FUNDS MANAGEMENT CORPORAT	0	17.095	17.095
**D	BT WHOLESAL MULTI MANAG INTL SHARE FUND	0	63.376	63.376
**D	WSSP INTERNATIONAL EQUITIES TRUST	0	248.441	248.441
**D	KOORWIN BANK ACTING AS TRUSTEE OF KIM PRIVATE NOBLE CLASS GLOBAL EQUITY MASTER INVESTMENT TRUST	0	7.146	7.146
**D	QANTAS SUPERANN. LTD ATP QANTAS SUP.PLAN	0	17.554	17.554
**D	WSSP INTERNATIONAL EQUITIES TRUST	0	95.063	95.063
**D	THE BOEING COMPANY EMPLOYEE RETIREMENT P	0	159.810	159.810
**D	DEKA INVEST GMBH RE A-VSA-FONDS	0	22.700	22.700
**D	ISHARES ALLCOUNTRY EQUITY INDEX FUND	0	10.128	10.128
**D	BAPTIST HEALTH SOUTH FLORIDA INC	0	326.228	326.228
**D	BLACKROCK FISSION INDEXED INTL EQUITY FD	0	19.595	19.595
**D	ADVANCE INTERNATIONAL SHARE INDEX FUND	0	214.269	214.269
**D	UBS FTSE RAFI DEVELOPED 1000 INDEX FUND	0	34.423	34.423
**D	UBS MSCI WORLD MINIMUM VOLATILITY IND FD	0	5.807	5.807
**D	RETIREMENT INCOME PLAN OF SAUDI ARABIAN OIL COMPANY	0	3.023	3.023
**D	NVIT INTERNATIONAL INDEX FUND	0	352.827	352.827
**D	FRANKLIN TEMPLETON VARIAB. INSURANCE	0	535.991	535.991
**D	SOUTHERN COMPANY SYSTEM MASTER RETIREMEN	0	654.283	654.283
**D	T. ROWE PRICE INT.F. INC.T.R.P.INT.VAL.EQ	0	6.031.446	6.031.446
**D	EQ ADVISORS TRUST-AKA INTL.VALBE MANAGED	0	217.833	217.833
**D	MINISTRY OF ECONOMY AND FINANCE	0	3.191	3.191
**D	MINISTRY OF ECONOMY AND FINANCE	0	244.640	244.640
**D	MINISTRY OF ECONOMY AND FINANCE	0	252.161	252.161
**D	T ROWE PRICE INTERNATIONAL EQUITY INDEX	0	179.545	179.545
**D	FLEXSHAR.MORN.DEV.MARK.EX-US PAC.TILT IN	0	95.703	95.703
**D	SBC MASTER PENSION TRUST	0	430.345	430.345
**D	EQ ADV. TRUST AXA INTL.CORE MANAGED VOLA	0	127.819	127.819
**D	SBC MASTER PENSION TRUST 208	0	60.755	60.755
**D	T ROWE CONCENTRATED INTERNAT EQUITY FUND	0	401.415	401.415
**D	FLEXSHARES MORNINGSTAR GLOBAL UPSTREAM N	0	479.482	479.482
**D	EQ ADVISORS TRUST EQ-GLOBAL EQUITY MANAG	0	100.968	100.968
**D	EQ ADVISORS TRUST - EQ/INTERNATIONAL MAN	0	360.602	360.602

84573/1545

LISTA ESITO DELLE VOTAZIONE

Oggetto: Nomina del Presidente del Consiglio di Amministrazione.

FAVOREVOLI

Badge	Ragione Sociale	Proprio	Delega	Totale
**D	EQ ADVISORS TRUST - ATM INTERNATIONAL MA	0	260.316	260.316
**D	JNL/MELLON CAPITAL INTNAL INDEX FUND	0	292.064	292.064
**D	FLEXSHARES INTERNATIONAL QUALITY DIVIDEND DEFENSIVE INDEX FUND	0	4.448	4.448
**D	SBC MASTER PENSION TRUST	0	97.666	97.666
**D	T. ROME PRICE INTERNATIONAL CONCENTRATED	0	488.973	488.973
**D	T. ROME PRICE GLOBAL ALLOCATION FUND INC	0	57.503	57.503
**D	FLEXSHARES STOXX GLOBAL ESG IMPACT INDEX	0	358	358
**D	GOLDMAN SACHS TRUST - GOLDMAN SACHS ABSOLUTE RETURN TRACKER FUND	0	1.300	1.300
**D	GOLDMAN SACHS INTER EQUITY INSIGHTS FUND	0	258.081	258.081
**D	GOLDMAN SACHS VARIABLE INS TRUST - G SACHS STRATEGIC INTER EQUITY FUND	0	13.476	13.476
**D	PUBLIC EMPLOYEES RETIREMENT SYSTEM OF OHIO	0	1.137.493	1.137.493
**D	MTB GOVERNMENT PENSION INVESTMENT FUND 4	0	9.331.437	9.331.437
**D	THE MASTER TRUST BANK OF JAPAN LTD	0	2.986.129	2.986.129
**D	AVIVA LIFE & PENSIONS UK LIMITED	0	627.793	627.793
**D	NATIONAL FARMERS UNION MUTUAL INSURANCE	0	111.801	111.801
**D	JOHN LEWIS PARTNERSHIP TRUST FOR PENSION	0	78.043	78.043
**D	THE BARCLAYS BANK UK RETIREMENT FUND	0	39.735	39.735
**D	THE MASTER TRUST BANK OF JAPAN, LTD. AS TRUSTEE FOR MUTB400045792	0	1.521.723	1.521.723
**D	VANGUARD FID COMPANY EUROPEAN STOCK INDEX	0	119.088	119.088
**D	VANGUARD TOTAL INTERNATIONAL STOCK INDEX	0	43.551.836	43.551.836
**D	MTB FOR GOVERNMENT PENSION FD45828	0	236.011	236.011
**D	THE MASTER TRUST BANK OF JAPAN LTD	0	4.989.801	4.989.801
**D	STATE OF CALI SAV PLUS PROG MASTER TRUST	0	178.237	178.237
**D	DEKA INVE GMBH RE DEKA-PRIVATVORSORGE AS	0	85.000	85.000
**D	DEKA INVEST GMBH RE AGR DENA	0	7.800	7.800
**D	INTERNATIONALE KAPITALANLAGEGESELLSCHAFT	0	25.000	25.000
**D	DEKA INV. GMBH RE ROLAND MASTERFONDS	0	22.369	22.369
**D	DEKA INVEST GMBH RE BODENSEE-FONDS	0	1.700	1.700
**D	DEKA INV GMBH RE FIDELITAS FUNDMASTER 8	0	31.986	31.986
**D	DEKA INVEST RE INTER-ESSEN-FONDS	0	10.267	10.267
**D	DEKA INVEST RE A-CRISPINUS FOND	0	9.000	9.000
**D	DEKA A-DIN-WETZLAR-FONDS	0	8.350	8.350
**D	DEKA A-DIN-WETZLAR-BALANCED-FONDS	0	9.150	9.150
**D	DEKA INVEST MBH VITUS FIRST VALUE FONDS	0	124.000	124.000
**D	DEKA INVESTMENT GMBH RE AUM-FONDS	0	11.215	11.215
**D	DEKA INVEST GMBH RE DEKA MULT ASS TOT RE	0	3.021	3.021
**D	DEKA FUND INVESTMENT RE/ A-HORCH-FONDS	0	73.100	73.100
**D	DEKA INVEST MAULBRONN-STROMBERG-FONDS	0	10.650	10.650
**D	DEKA INVESTMENT GMBH RE DEKA-BR 20	0	1.384	1.384
**D	DEKA INVEST. A-NORDHAUSEN 2-FONDS	0	16.655	16.655
**D	DEKA INVESTMENT GMBH RE RANW AKTIEN	0	35.289	35.289
**D	DEKA INVESTMENT GMBH RE TBG FONDS	0	2.000	2.000
**D	DEKA INVESTMENT GMBH RE MV-FONDS	0	25.000	25.000

84573/1546

84573 / 1547

LISTA ESITO DELLE VOTAZIONE

Oggetto: Nomina del Presidente del Consiglio di Amministrazione.

FAVOREVOLI

Badge	Regione Sociale	Proprio	Delega	Totale
**D	DEKA INV. RE A-STENDALER-ROLANDFONDS I	0	414	414
**D	DEKA INVESTMENT GMBH RE A-KSK FULDA-FOND	0	17.600	17.600
**D	DEKA INVESTMENT GMBH RE S BROKER 1 FONDS	0	4.530	4.530
**D	DEKA INVESTMENT GMBH RE A-SKGO-FONDS	0	15.500	15.500
**D	DEKA INVESTMENT GMBH RE A-ASD FONDS	0	14.000	14.000
**D	DEKA INVESTMENT GMBH RE A-AMISIA-FONDS	0	30.000	30.000
**D	DEKA INV. GMBH RE BRAUTZEN FUNDMASTER	0	65.000	65.000
**D	DEKA INVESTMENT GMBH RE HERZOGTUM I	0	15.000	15.000
**D	DEKA INVESTM GMBH RE A-BECKER-FONDS I	0	34.000	34.000
**D	DEKA INVESTME GMBH RE CHRONOS FUNDMASTER	0	25.000	25.000
**D	SUEBIA FONDS	0	145.317	145.317
**D	OB 2	0	84.803	84.803
**D	EPS	0	54.024	54.024
**D	SMW AG	0	56.579	56.579
**D	VGW POOLFONDS PAL	0	131.020	131.020
**D	DEKA VALUE PLUS	0	187.700	187.700
**D	ALLIANZGI-FONDS DSPT	0	107.410	107.410
**D	RAGS-FUNDMASTER	0	24.642	24.642
**D	UKA-FONDS	0	55.859	55.859
**D	DEAM FONDS VVK 2	0	15.000	15.000
**D	NATIONAL PENSION INSURANCE FUND	0	4.291	4.291
**D	NATIONWIDE INTERNATIONAL INDEX FUND	0	228.836	228.836
**D	INTERNATIONAL FUND MANAGEMENT S.A. RE IF	0	600.000	600.000
**D	DEKA INTERNATIONAL S.A. RE DEKALUX-GLOBA	0	33.395	33.395
**D	DEKA INTERNATIONAL S.A. RE DEKA-EUROPAVA	0	11.212	11.212
**D	3 ROME PRICE EUROPEAN STOCK FUND	0	1.261.122	1.261.122
**D	TEMPLETON INSTIT.FONDS-INTL.EQUITY SERIE	0	753.707	753.707
**D	NVIT GS INTERNATIONAL EQUITY INSIGHTS FU	0	161.558	161.558
**D	EQ ADVISORS TR EQ TEMPLE GLOB EQ M VO P	0	23.572	23.572
**D	FLEXSHARES INTERNATIONAL QUALITY DIVIDEND	0	64.881	64.881
**D	NVIT MULTI-MANAGER INTERNATIONAL VALUE F	0	12.093	12.093
**D	EQ ADVISORS TRUST - 1290 VT SMARTBETA EQ	0	2.100	2.100
**D	VANTAGETRUST III MAST COLLECT INVE FU TR	0	166.399	166.399
**D	BBP INKA	0	25.134	25.134
**D	THE NATIONAL FARMERS UNION MUTUAL INS LINK PEN	0	24.418	24.418
**D	THE MASTER TRUST BANK OF JAPAN LTD	0	88.533	88.533
**D	THE MASTER TRUST BANK OF JAPAN LTD	0	192.790	192.790
**D	BUREAU OF LABOR FUNDS-LABOR PENSION FUND	0	1.108	1.108
**D	BUREAU OF LABOR FUNDS-LABOR INSURANCE FU	0	1.825	1.825
**D	BUREAU OF LABOR FUNDS - LABOR RETIREMENT FUND	0	4.290	4.290
**D	NEW YORK STATE COMMON RETIREMENT FUND	0	63.300	63.300
**D	STATE OF WYOMING	0	125.801	125.801
**D	MINEMWORKERS PENSION SCHEME	0	568.998	568.998

LISTA ESITO DELLE VOTAZIONE

Oggetto: Nomina del Presidente del Consiglio di Amministrazione.

FAVOREVOLI

Badge	Ragione Sociale	Proprio	Delega	Totale
**D	FIDELITY INV.FUNDS-FIDELITY INDEX WORLD	0	117.051	117.051
**D	FIDELITY INV. FIDELITY INDEX EUROPE EX U	0	159.340	159.340
**D	T. ROWE PRICE FUNDS OEIC - CONTINENTAL EU	0	4.604	4.604
**D	AVIVA INVESTORS FUNDS ICVC-AVIVA INRAVIVA INVESTORS FUNDS ICVC-AVIVA INCOME FUND	0	154.369	154.369
**D	THE MASTER TRUST BANK OF JAPAN LTD	0	17.506	17.506
**D	BLACKROCK INTERNATIONAL INDEX V.I.FUND OF BLACKROCK VARIABLE SERIES FUNDS INC.	0	32.371	32.371
**D	BLACKROCK MANAG.VOL.V.I. F.OF BLACK.VAR.	0	5.598	5.598
**D	BLACKROCK TACTICAL OPP FD OF BLACK FDS	0	24.865	24.865
**D	THE MASTER TRUST BANK OF JAPAN LTD	0	212.349	212.349
**D	THE MASTER TRUST BANK OF JAPAN LTD	0	1.126.158	1.126.158
**D	BLACKROCK INSTITUTIONAL TRUST COMPA	0	4.774.289	4.774.289
**D	BLACKR INS T COMP NA INV F FOR EMP BEN T	0	16.872.411	16.872.411
**D	BLACKROCK MSCI EAFE EQUITY INDEX NON-LENDABLE FUND	0	618.506	618.506
**D	TRUST AND CUSTODY SERVICES BANK LIMITED	0	211.633	211.633
**D	TRUST AND CUSTODY SERVICES BANK, LTD. AS TRUSTEE FOR MHTB AS TRUSTEE FOR MHAM INTERNATIONAL EQUITY INDEX MOTHER FUND	0		0
	18.956	18.956		
**D	VANGUARD INTERNATIONAL VALUE FUND I	0	5.778.704	5.778.704
**D	VFTC INST TOTAL INT STOCK MARKET IND TRU	0	1.175.052	1.175.052
**D	EUROPE EX-UK ALPHA TILTS ESG SCREEN	0	4.360	4.360
**D	EUROPE EQUITY INDEX ESG SCREENED FU	0	163.302	163.302
**D	MSCI EUROPE EQUITY INDEX FUND B (EU	0	2.108.103	2.108.103
**D	MSCI EUROPE EQUITY ESG SCREENED INDE	0	2.933	2.933
**D	MSCI WORLD EQUITY ESG SCREENED INDE	0	510.819	510.819
**D	MSCI WORLD MINIMUM VOLATILITY ESG SCREEN	0	5.668	5.668
**D	TFL PENSION FUND	0	37.442	37.442
**D	BLACKROCK MSCI EMU IMI INDEX FD B (EMUIM	0	2.014	2.014
**D	MSCI ACWI EX-U.S. IMI INDEX FUND B2	0	171.036	171.036
**D	THRIFT SAVINGS PLAN	0	8.892.943	8.892.943
**D	BLACKROCK CDN WORLD INDEX FUND	0	131.838	131.838
**D	BLACKROCK CDN MSCI EAFE INDEX PLUS FUND	0	19.162	19.162
**D	BLACKROCK CDN MSCI EAFE EQUITY INDEX FUN	0	1.125.712	1.125.712
**D	CDN MSCI WORLD EX-CANADA MIN VOLA IND FD	0	51.195	51.195
**D	AVIVA INVESTORS INVESTMENT FUNDS IC	0	40.454	40.454
**D	STICHTING PENSIOENFONDS VOOR HUISARTSEN	0	70.350	70.350
**D	T. ROWE PRICE RETIREMENT HYBRID TRUST	0	478.377	478.377
**D	T. ROWE PRICE INTERNATIONAL VALUE EQUITY	0	3.717.470	3.717.470
**D	COLUMBIA CAPITAL ALLOCAT MODER CONSER PO	0	3.158	3.158
**D	COLUMBIA CAPITAL ALLOCATION MODER AGG P	0	2.379	2.379
**D	COLUMBIA CAPITAL ALLOCATION MODERATE POR	0	3.412	3.412
**D	COLUMBIA CAPITAL ALLOCATION CONSERVAT PO	0	2.064	2.064
**D	COLUMBIA CAPITAL ALLOCATION AGGRESSIVE P	0	2.818	2.818
**D	KATHERINE C. MOORE CHARITABLE LEAD ANNUITY TRUST II	0	337	337
**D	STATE OF NEW MEXICO STATE INVEST COUNCIL	0	408.870	408.870

84573/1568

LISTA ESITO DELLE VOTAZIONE
 Oggetto: Nomina del Presidente del Consiglio di Amministrazione.

FAVOREVOLI

Badge	Regione Sociale	Proprio	Delega	Totale
**D	NEW YORK LIFE INSURANCE AND ANNUITY CO	0	7.265	7.265
**D	MULTI-MANAGER DIRECTIONAL ALTERNATIVE STRATEGIES FUND	0	5.345	5.345
**D	EQ ADVISORS TRUST - EQ/WELLINGTON E	0	8.101	8.101
**D	MULTI-MANAGER INTERNATIONAL EQUITY STRATEGIES FUND	0	310.593	310.593
**D	JNL FRANKLIN TEMPLETON GRO ALLOCATION FU	0	49.672	49.672
**D	PROVEDA GLOBAL EQUITY, LP	0	1.610	1.610
**D	RETIREMENT PLAN FOR EMPLOYEES OF AETNA INC	0	61.738	61.738
**D	THE KATHERINE MOORE REVOCABLE TRUST	0	12.723	12.723
**D	JAB CONSOLIDATED LTD	0	1.265	1.265
**D	FM KIRBY DTD TRUST 1/3/75 FBO JEFFERSON W KIRBY	0	1.035	1.035
**D	FM KIRBY TRUST DTD 1/3/75 FBO S DILLARD KIRBY	0	3.532	3.532
**D	GLG INVESTMENTS UMBRELLA QIF PLC SUB FUND ELS QIF MASTER	0	236	236
**D	GLG MULTI-STRATEGY FUND	0	24	24
**D	GLG EUROPEAN LONG-SHORT FUND LTD	0	83	83
**D	MAN GLG TOPAZ LIMITED C/O MAPLES CORPORATE SERVICES LIMITED	0	128	128
**D	JAPAN TRUSTEE SERVICES BANK LTD	0	90.905	90.905
**D	FIDELITY PURITAN TF LOW PRICE STOCK FUND	0	4.795.060	4.795.060
**D	JAPAN TRUSTEE SERVICES BANK LTD	0	3.846	3.846
**D	NEUBERGER BERMAN INVESTM FUNDS PLC	0	1.971	1.971
**D	JPMORGAN ETFS (IRELAND) ICAV	0	2.064	2.064
**D	FIDELITY GROUP TRUST FOR EMPLOYEE BEN PL	0	743.952	743.952
**D	SCHRODER INTERNAT MULTI-CAP EQUITY TRUST	0	710.803	710.803
**D	THE MASTER TRUST BANK OF JAPAN LTD	0	51.414	51.414
**D	ANIMA SGR SPA - ANIMA VISCONTEO PLUS	0	213.016	213.016
**D	ANIMA SGR SPA	0	108.498	108.498
**D	ANIMA SGR SPA ANIMA CRESCITA ITALIA	0	539.468	539.468
**D	ANIMA ITALIA ANIMA SGR	0	1.898.034	1.898.034
**D	ANIMA VISCONTEO ANIMA SGR SPA	0	1.147.277	1.147.277
**D	ANIMA SFORZESCO ANIMA SGR SPA	0	559.209	559.209
**D	ANIMA SGR SPA - GESTIELLE PRO ITALIA	0	35.000	35.000
**D	ALETTI GES ABS RE	0	72.284	72.284
**D	ALETTI GES C MT IV	0	8.714	8.714
**D	ALETTI GES C MT V	0	142.217	142.217
**D	EXANE FUNDS 2	0	1.225.844	1.225.844
**D	WHOLESALE UNIT TRUST GLOBAL SHS FUND 5	0	17.706	17.706
**D	MERCER UNHEDGED OVERSEAS SHARES TRUST	0	34.208	34.208
**D	ED INTERNATIONAL SHARE FUND 1	0	43.699	43.699
**D	AMP CAPITAL SPEC INTERN SHARE FUND	0	22.058	22.058
**D	LBPAM ISR AVENIR EURO	0	7.523	7.523
**D	FCP LBPAM ACTIONS VALUE EURO	0	1.098.291	1.098.291
**D	LBPAM ACTIONS EURO LARGE CAP	0	171.892	171.892
**D	LBPAM IRC ACTIONS ISR	0	279.386	279.386
**D	FCP LBPAM DIVERSIFIE FOCUS OBLIG 3 5	0	12.193	12.193

84573/1549

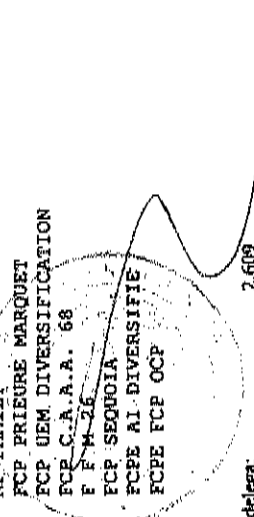
LISTA ESITO DELLE VOTAZIONE

Oggetto: Nomina del Presidente del Consiglio di Amministrazione.

FAVOREVOLI

Badge	Ragione Sociale	Proprio	Delega	Totale
**D	FCP LBPAI IRC ACTIONS EURO MIN VAR	0	75.755	75.755
**D	ACTIAM RESPONSIBLE INDEX FUND EQUITY EUR	0	525.437	525.437
**D	CM EUROPE ACTIONS	0	31.235	31.235
**D	FCP GAILLON NATURAL RESOURCES	0	20.000	20.000
**D	FCP CM-CYC EURO ACTIONS	0	147.594	147.594
**D	FCP CM FRANCE ACTIONS	0	958.746	958.746
**B	FCP UNION FRANCE	0	138.274	138.274
**D	FCP UNION EUROPE	0	330.657	330.657
**D	FCP UNI 1	0	16.608	16.608
**D	VALORATIONS	0	28.000	28.000
**D	FCP SAINT ARBOGAST	0	1.611	1.611
**D	FCPE ACCOR DIVERSIFIE	0	3.245	3.245
**D	FCP SCORE SIGMA	0	3.810	3.810
**D	FCP SCORE SAXE	0	1.879	1.879
**D	FCP SCORE 620	0	692	692
**D	FCP TROUVU	0	217	217
**D	FCPE LAGARDERE PUBLICITE AUDIO	0	156	156
**D	OTIS EP DIVERSIFIE	0	6.257	6.257
**D	FCP ES GESTION EQUILIBRE	0	95.257	95.257
**D	FCP ES DYNAMIQUE	0	58.791	58.791
**D	FCP SCORE 2012	0	1.129	1.129
**D	ADREA DIVERSIFIE FRANCHE COMTE	0	1.054	1.054
**D	FCP MARIE	0	2.467	2.467
**D	FCP SCORE M A R S	0	83	83
**D	FCP ARPEGE ACTIONS	0	4.178	4.178
**D	FCP EPTA	0	3.317	3.317
**D	FCP FAMILLE FERRAND	0	949	949
**D	FCP PYRENEES GLOBAL	0	4.696	4.696
**D	FCP ASSOC GROUPE SAINT SAUVEUR	0	1.782	1.782
**D	FCPE GROUPE SAMSE	0	8.008	8.008
**D	FAMEM F	0	1.091	1.091
**D	FCP CONGREGATION DES SOEURS DE LA CROIX	0	373	373
**D	FCPE CONVERGENCE ACTIONS EUROPE	0	200	200
**D	FCPE FONCILL	0	9.265	9.265
**D	FCP OFFENSIF AIR LIQUIDE EXPANS	0	8.843	8.843
**D	RP-FAMILY	0	764	764
**D	FCP PRIEURE MARQUET	0	1.697	1.697
**D	FCP UEM DIVERSIFICATION	0	643	643
**D	FCP C.A.A.A. 68	0	716	716
**D	F P M 26	0	1.469	1.469
**D	FCP SEQUOIA	0	2.000	2.000
**D	FCPE AI-DIVERSIFIE	0	1.610	1.610
**D	FCPE FCP OCP	0	7.632	7.632

84573/1550



Azionisti in delega: 2.609

LISTA ESITO DELLE VOTAZIONE

Oggetto: Nomina del Presidente del Consiglio di Amministrazione.

FAVOREVOLI

Badge	Ragione Sociale	Proprio	Delega	Totale
**D	FCP DOSKONIEV	0	700	700
**D	FCP SACRE COEUR	0	2.000	2.000
**D	DIVINE PROVIDENCE JMW	0	1.000	1.000
**D	FCP TVN 2018	0	1.000	1.000
**D	FCP SCORE ACTIONS	0	1.000	1.000
**D	STOCKS FINANCES	0	1.500	1.500
**D	1504 FCP THALES AVIONICS	0	2.412	2.412
**D	STAUBLI 80 20 CREDIT MUTUEL FCPE	0	8.000	8.000
**D	STAUBLI 50 50 CREDIT MUTUEL FCPE	0	5.000	5.000
**D	FCP SCORE THARRY	0	606	606
**D	FCP SCORE SAINT JOSEPH	0	575	575
**D	FCP SCORE PILLAUD	0	849	849
**D	FCP SCORE ORMESSON	0	2.320	2.320
**D	FCP SCORE M O	0	643	643
**D	FCP SCORE GALIEN	0	2.831	2.831
**D	FCP SCORE AUMEX	0	1.776	1.776
**D	FCP SCORE AD BESANCON	0	1.992	1.992
**D	FCP PIPE LINE SUD EUROPEEN	0	1.384	1.384
**D	FCP PATRIMOINE PLACEMENT 5	0	1.036	1.036
**D	FCP PATRIMOINE PLACEMENT 3	0	2.174	2.174
**D	FCP PATRIMOINE PLACEMENT 2	0	653	653
**D	LEXMARK DYNAMIQUE	0	2.371	2.371
**D	FCP GUTENBERG	0	2.377	2.377
**D	FCP GROUPE FORD FRANCE	0	2.119	2.119
**D	FCP GESTION PLACEMENT 1	0	743	743
**D	1515 FCP GERARD PERRIER	0	1.629	1.629
**D	1448 FCPE GE FACTOFRANCE	0	1.828	1.828
**D	FREESCALE DIVERSIFIE	0	6.763	6.763
**D	1584 FCP FERTILSODEBO	0	2.751	2.751
**D	FCP EUROP ASSISTANCE DIVERSIFIE	0	875	875
**D	FCP ESSO DIVERSIFIE	0	40.000	40.000
**D	FCP CRYOSTAR FRANCE	0	267	267
**D	FCP CH RIVER LABORATOIRES FRANCE	0	1.694	1.694
**D	FCP CAPSUGEL	0	3.875	3.875
**D	FCP PROVENCE DIVERSIFIE	0	230	230
**D	1262 FCP BEHR FRANCE	0	58	58
**D	FCPE AREVA ACTIONS	0	17.982	17.982
**D	APA SOLIDARITE FCP	0	1.235	1.235
**D	ACM ACTIONS PLUS	0	1.682	1.682
**D	ACM ACTIONS	0	1.210	1.210
**D	HSBC GLOBAL RESOURCES ENERGY MOTHER FUND	0	64.713	64.713
**D	MAINFRANKEN WERTKONZEPT AUSGENOGEN	0	90.000	90.000
**D	KUWAIT FUND FOR ARAB ECONOMIC DEVELOPMEN	0	156.459	156.459

Azionisti in delega:

2.609

LISTA ESITO DELLE VOTAZIONE

Oggetto: Nomina del Presidente del Consiglio di Amministrazione.

FAVOREVOLI

Badge	Ragione Sociale	Proprio	Delega	Totale
**D	SCHRODER GLOBAL ENHANCED INDEX FUND	0	40.932	40.932
**D	AXA EQUITABLE LIFE INSURANCE CO	0	28.148	28.148
**D	SCHRODER GLOBAL ACTIVE VALUE FUND	0	32.131	32.131
**D	SCHRODER GLOBAL RECOVERY FUND	0	907.079	907.079
**D	SCHRODER PENSION MANAGEMENT LTD	0	35.146	35.146
**D	EQ ADVISORS TRUST - EQ/AB DYNAMIC MODERA	0	102.922	102.922
**D	MFS GLOBAL TOTAL RETURN FUND	0	509.461	509.461
**D	EQ ADV TRUST EQ/INT. EQ. INDEX PORTFOLIO	0	550.559	550.559
**D	EQ ADVISORS TRUST - EQ/WELLINGTON E	0	21.574	21.574
**D	MFS INSTITUTIONAL ALTERNATIVE STRATEGY FUND	0	5.664	5.664
**D	MFS INSTITUTIONAL INTERNATIONAL EQUITY F	0	6.116.128	6.116.128
**D	MFS DIVERSIFIED INCOME FUND	0	329.572	329.572
**D	JPM FUND ICVC-JPM MULTI-ASSET INCOME FD	0	13.339	13.339
**D	SCHRODER MOORGATE I FUND	0	123.014	123.014
**D	SCHRODER DIVERSIFIED GROWTH FUND	0	36.288	36.288
**D	DEKA INTERNATIONAL S.A. RE DEKAMULTI ASSET ERTRAG	0	6.000	6.000
**D	EQ-ADVISORS TRUST-AXA/AB DYNAMIC GROWTH	0	23.287	23.287
**D	BUREAU OF LABOR FUNDS- LABOR PENSION FUND	0	1.138	1.138
**D	BUREAU OF LABOR FUNDS- LABOR PENSION FUND	0	377	377
**D	BUREAU OF LABOR FUNDS- LABOR PENSION FUND	0	207	207
**D	BUREAU OF LABOR FUNDS- LABOR RETIREMENT FUND	0	13.032	13.032
**D	BUREAU OF LABOR FUNDS- LABOR PENSION FUND	0	8.212	8.212
**D	BUREAU OF LABOR FUNDS- LABOR PENSION FUND	0	34.717	34.717
**D	BUREAU OF LABOR FUNDS- LABOR PENSION FUND	0	562.164	562.164
**D	MISSOURI EDUCATION PENSION TRUST	0	9.130	9.130
**D	SCHRODER ADVANCED BETA GLOBAL EQUITY SMA	0	3.250.416	3.250.416
**D	SCHRODER INCOME FUND	0	1.780.611	1.780.611
**D	SCHRODER INCOME MAXIMSER	0	160.731	160.731
**D	SCHRODER RESPONSIBLE VALUE UK EQUITY FUN	0	247.673	247.673
**D	SCHRODER QEP GLOBAL ACTIVE VALUE FUND	0	804.874	804.874
**D	SCHRODER EUROPEAN RECOVERY FUND	0	1.129.384	1.129.384
**D	SCHRODER GLOBAL EQUITY INCOME FUND	0	221.322	221.322
**D	SCHRODER QEP GLOBAL CORE FUND	0	0	0
**D	TRUST AND CUSTODY SERVICES BANK LTD AS TRUSTEE FOR FEDERATION OF NATIONAL PUBLIC SERVICE PERSONNEL MUTUAL AID ASSOCIATIO	146.140	0	146.140
**D	JPMORGAN DIVERSIFIED RETURN GLOB EQ ETF	0	8.834	8.834
**D	JPMORGAN INSURANCE TRUST INCOME BUILD PO	0	1.038	1.038
**D	JPMORGAN INCOME BUILDER FUND	0	120.928	120.928
**D	JPMORGAN GLOBAL ALLOCATION FUND	0	6.343	6.343
**D	JPMORGAN BETABUILDERS EUROPE ETF	0	282.377	282.377
**D	JPMORGAN BETABUILDERS INTERNATIONAL	0	8.410	8.410
**D	JPMORGAN DIVERSIF RETURN INTERNAT EQ ETF	0	167.919	167.919
**D	JPMORGAN DIVERSIFIED RETURN EUROPE EQUITY ETF	0	3.981	3.981
**D	JPMORGAN DIVERSIFIED RETURN EUROPE EQUITY FUND	0	9.278	9.278

84573/1552

84573/1553

LISTA ESITO DELLE VOTAZIONE

Oggetto: Nomina del Presidente del Consiglio di Amministrazione.

FAVOREVOLI

Badge	Ragione Sociale	Proprio	Delega	Totale
**D	MES INTERNATIONAL RESEARCH EQUITY LLC	0	26.422	26.422
**D	VERMONT PENSION INVESTMENT COMMITTEE	0	185.155	185.155
**D	U S STEEL CORPO REPRES RETIRES BENEF TR	0	3.646	3.646
**D	MASTER TRUST FOR THE SIEMENS MEDICAL SOL	0	104.299	104.299
**D	OPPENHEIMER GLOBAL MULTI-ASSET GROWTH FUND	0	11.943	11.943
**D	MASTER TRUST FOR SIEMENS PENSION PLANS	0	32.357	32.357
**D	MASTER TRUST FOR SIEMENS SAVINGS PLANS	0	157.478	157.478
**D	COMMINGLED PENSION TRUST FUND (INTERPID INTERNATIONAL) OF JPMORGAN CHASE BANK	0	1.044.705	1.044.705
**D	SCHRODER GLOBAL MULTI-CAP VALDE PORTFOLIO L.P	0	9.096	9.096
**D	THE THALIDOMIDE CHILDRENS TRUST	0	22.630	22.630
**D	INTERNATIONALE KAPITALANLAGEGESELLSCHAFT MBH	0	1.892.665	1.892.665
**D	SONDERVERMOEGEN INKA TERTIUS	0	10.863	10.863
**D	SONDERVERMOEGEN PKMF INKA	0	64.805	64.805
**D	INTERNATIONALE KAPITALANLAGEGESELLSCHAFT MBH YORKSTR. 21, DSSELDORF, 40476 GERMANY	0	945.377	945.377
**D	ALLIANZ CGI SUBFONDS EQUITIES	0	40.000	40.000
**D	SONDERVERMOEGEN ALLIANZGI-FONDS DSM-DREFO	0	6.822	6.822
**D	SONDERVERMOEGEN ALLIANZ ADAC AV FONDS	0	1.794.577	1.794.577
**D	ALLIANZ PV-WS RCM SYSPRO INDEXING EUROLAND	0	23.068	23.068
**D	ALLIANZ PV-WS RCM SYSPRO VALUE EUROPE	0	153.576	153.576
**D	SONDERVERMOEGEN ALLIANZ VKA FONDS	0	401.320	401.320
**D	HSBC ETFS	0	69.752	69.752
**D	FRANKLIN TEMPLETON SHARIAH FUNDS BA	0	69.056	69.056
**D	HSBC GLOBAL INVESTMENT FUNDS	0	38.023	38.023
**D	HSBC ETFS PLC	0	139.221	139.221
**D	HSBC INSTITUTIONAL TRUST SERVICES IRELAND LIMITED RE 1 GRAND CANAL SQUARE GRAND CANAL HARBOUR, DUBLIN , IRELAND	0	0	0
	131.988			
**D	THE PRUDENTIAL ASSURANCE COMPANY LTD	0	1.775.031	1.775.031
**D	PRUDENTIAL PENSIONS LIMITED	0	124.897	124.897
**D	HSBC EUROPEAN INDEX FUND	0	842.636	842.636
**D	REASSURE LIMITED	0	681.672	681.672
**D	HSBC GLOBAL FUND ICAY	0	1.844	1.844
**D	AI UK EQUITY INCOME FUND	0	100.423	100.423
**D	FRIENDS LIFE FUNDS LIMITED	0	347.449	347.449
**D	FRIENDS LIFE AND PENSIONS LIMITED PIXHAM END	0	691.785	691.785
**D	AI 50:50 GLOBAL EQUITY FUND	0	395.107	395.107
**D	AI DISTRIBUTION LIFE FUND	0	46.850	46.850
**D	AI STRATEGIC GLOBAL EQUITY FUND	0	200.378	200.378
**D	CENTRAL FINANCE BOARD METHODIST CHURCH	0	10.024	10.024
**D	FTSE ALL WORLD INDEX FUND	0	170.964	170.964
**D	TEMPLETON EUROPEAN EQUITY MASTER FUND	0	4.167	4.167
**D	AIA GLOBAL MULTI-FACTOR EQUITY FUN HSBC FRANCE	0	2.628	2.628
**D	MARITIME AND PORT AUTHORITY OF SINGAPORE	0	1.010	1.010
**D	HSBC LIFE (INTERNATIONAL) LIMITED	0	162.948	162.948

LISTA ESITO DELLE VOTAZIONE

Oggetto: Nomina del Presidente del Consiglio di Amministrazione.

FAVOREVOLI

Badge	Ragione Sociale	Proprio	Delega	Totale
**D	HSBC MANAGED GROWTH FUND	0	18.201	18.201
**D	HSBC MANAGED BALANCED FUND	0	11.280	11.280
**D	JPMORGAN MULTI BALANCED FUND	0	1.920	1.920
**D	SCHRODER IN.P.F.ADV.GL.EQUITY.FU	0	25.565	25.565
**D	HSBC P IN F HSBC POOLED GLOBAL EQUITY FD	0	38.050	38.050
**D	ALLIANZ CHOICE BEST STYLES EUROPE FUND	0	62.100	62.100
**D	JPMORGAN MULTI INCOME FUND	0	49.454	49.454
**D	HSBC POOLED INVESTMENT FUND 1 QUEEN'S ROAD, CENTRAL, HONG KONG, HONG KONG	0	170.000	170.000
**D	HSBC EURO MULTI-ASSET INCOME FUND	0	20.919	20.919
**D	HANG SENG INSURANCE COMPANY LIMITED	0	62.756	62.756
**D	BEST INVESTMENT CORPORATION	0	364.682	364.682
**D	BEST INVESTMENT CORPORATION	0	98.912	98.912
**D	TRUST & CUSTODY SERVICES BANK LTD	0	342.752	342.752
**D	TRUST & CUSTODY SERVICES BANK LTD AS TRUSTEE FOR PENSION INVESTMENT FUND TRUST NUMBER 21	0	43.223	43.223
**D	MHTB (LUXI)/TMA UMBRELLA FUND-GLOBAL EQUI	0	11.000	11.000
**D	TMA UMBRELLA FD-TMA ACWI EX-JAPAN PORTE.	0	16.400	16.400
**D	INV. DANSKE INVEST EUROPA INDEKS KL	0	128.588	128.588
**D	INV. DANSKE INVEST GLOBAL INDEKS KL	0	11.321	11.321
**D	INV DAN INV SEL GLOB EQUITY SOL AKK KL	0	49.742	49.742
**D	INV PROCAPTURE EUROPE INDEX FUND ACC KL	0	489.135	489.135
**D	GLOBAL AC INDEX FUND - ACCUMULATING KL	0	77.224	77.224
**D	PROFIL INVEST DANICA PENSION NORGE	0	106.440	106.440
**D	AEDELING DANICA LINK - INDEKS GLOBALE AKTIER	0	11.080	11.080
**D	KAPITALFOR DANSKE INVEST INSTITUT DANICA PENSIONS - AKTIER	0	390.687	390.687
**D	DANICA PENSION LIVSFORSIKRINGSAKTIESELSKAB	0	59.661	59.661
**D	DANSKE BANK PULJER	0	74.283	74.283
**D	CAISSE INTER ENTREP DE PREV PROFES CIEPP	0	215.849	215.849
**D	UNIVERSITE DE GENEVE	0	38.178	38.178
**D	BAYERNINVEST VECO-FONDS B. KAPITALVERWALTUNGSGESELLSCHAFT	0	25.918	25.918
**D	BAYERNINVEST VALUE PLUS FONDS	0	202.000	202.000
**D	BAYERN INVEST LIBI-FONDS B. KAPITALVERWALTUNGSGESELLSCHAFT	0	31.722	31.722
**D	SWISSCANTO FONDSLEITUNG AG	0	1.086.728	1.086.728
**D	SCOR SE PC SEGMENT	0	557.000	557.000
**D	SCOR SWITZERLAND ASSET SERVICES AG	0	215.000	215.000
**D	WIF-EUROPE OPPORTUNITIES FUND	0	62.320	62.320
**D	NM5 GHDE SCH ACCOUNT	0	560.200	560.200
**D	SWISS NATIONAL BANK	0	11.907.281	11.907.281
**D	ACH MUT FONDS GENERAL	0	459.900	459.900
**D	ACH IARD SA	0	277.590	277.590
**D	ACH-YIE SA FONDS GENERAL	0	2.236.751	2.236.751
**D	SMITH-SAMP; WILLIAMSON OVERSEAS	0	650	650
**D	PENSIONSKASSE-BES BENDES PUBLICA	0	541.739	541.739
**D	BAYERNINVEST KAPITALVERWALTUNGSGESELLSCHAFT MBH	0	1.469.059	1.469.059

84573/1554

84573/1555

LISTA ESITO DELLE VOTAZIONE

Oggetto: Nomina del Presidente del Consiglio di Amministrazione.

FAVOREVOLI

Badge	Ragione Sociale	Proprio	Delega	Totale
**D	ALPHA ARCHITECT INTERNATIONAL QUANTITATI	0	139.620	139.620
**D	LOMBARD ODIER FUNDS (SWITZERLAND) SA I3D	0	247.895	247.895
**D	FIDUCIARY TRUST COMPANY INTERNATIONAL AS AGENT FORUS CLIENTS	0	334	334
**D	FCP VILLIERS ACTIONS EUROPE SYST AGI	0	240.350	240.350
**D	KUTXABANK GESTION SGIIC S.A.	0	222.872	222.872
**D	VIDACAIXA, S.A.	0	834.434	834.434
**D	CAIXABANK ASSET MANAGEMENT SGIIC SA	0	390.547	390.547
**D	NATIONAL WESTMINSTER BANK	0	39.967	39.967
**D	RUSSELL INVESTMENTS INSTITUTIONAL FUNDS	0	16.789	16.789
**D	BLUEBAY GLOBAL CONVERTIBLE BOND FUND	0	75.176	75.176
**D	BLUEBAY US GLB CONV BND FND	0	2.650	2.650
**D	RBC FUNDS FOR BLUEBAY GLOBALMON THLY INCOME BOND FUND	0	36.893	36.893
**D	CENTRICA COMBINED COMMONINVESTMENT FUND LIMITED	0	37.474	37.474
**D	BLUEBAY FUNDS - BLUEBAY GLOBAL CONVERTIBLE BOND FUND	0	47.350	47.350
**D	PB SSGA INTL EQ TAX	0	33.357	33.357
**D	IQ 500 INTERNATIONAL ETF	0	75.835	75.835
**D	SUBSIDIZED SCHOOLS PROVIDENT FUND	0	23.620	23.620
**D	GNPF COL EAFE GINNA Q	0	5.100	5.100
**D	CENTRAL PENSION FUND OF THE INTERNATIONAL UNION OF OPERATINGENGINEERS AND PARTICIPATING EMPLOYERS	0	40.403	40.403
**D	VOYA GLOBAL HIGH DIVIDEND LOW VOLATILITY FUND	0	5.100	5.100
**D	STICHTING BEDRIJFSTAKPENSIOENFONDS	0	146.450	146.450
**D	STICHTING SPOORWEGPENSIOENFONDS	0	25.142	25.142
**D	THE CONSOLIDATED EDISON PENSION PLAN MASTER TRUST	0	180.748	180.748
**D	DEP QF SSGA NONUS EQUITY B2	0	15.008	15.008
**D	DEP QF SSGA NONUS EQUITY B1	0	13.158	13.158
**D	DEP QF SSGA NONUS EQUITY R2	0	17.646	17.646
**D	DEP QF SSGA NONUS EQUITY H1	0	10.174	10.174
**D	ST FF UNILEVER POS SCREENING PANEUR	0	484.200	484.200
**D	USMIA GLOBAL EQUITY	0	8.251	8.251
**D	MIRF ARROWSTREET FOREIGNL	0	114.332	114.332
**D	MIRF MFS FOREIGN LARGE	0	148.721	148.721
**D	MIRF FISHER FRN LRG	0	180.909	180.909
**D	MARANIC II LLC	0	6.657	6.657
**D	MULTI ADVISOR FUNDS INTERNATIONAL EQUITY VALUE FUND	0	56.384	56.384
**D	DEUTSCHE ASSET MANAGEMENT INVESTMENT GMBH ON BEHALF OF DEUTSCHE DCG EQ	0	23.939	23.939
**D	PRINCIPAL DIVERSIFIED SELECT REAL ASSET FUND	0	9.717	9.717
**D	TENNESSEE VALLEY AUTHORITY ASSET RETIREMENT TRUST	0	16.531	16.531
**D	VY FRANKLIN INCOME PORTFOLIO	0	10.614	10.614
**D	FFI STRATEGIES PORTFOLIO	0	3.769	3.769
**D	ALAMOSA LLC	0	1.235	1.235
**D	INTL EQUITY FUND MONDRIAN	0	1.646.394	1.646.394
**D	CANDENCE GLOBAL EQUITY FUND LP	0	529	529
**D	DRMA LTD	0	71.775	71.775

LISTA ESITO DELLE VOTAZIONE

Oggetto: Nomina del Presidente del Consiglio di Amministrazione.

FAVOREVOLI

Badge	Ragione Sociale	Proprio	Delega	Totale
**D	C9W CITW FD PARAMETRIC	0	9.161	9.161
**D	WF FAJMT STATE STREET GLOBAL SERV	0	22.880	22.880
**D	CENTRAL PENSION FUND OF THE INT. UNION OF OPERATINGENGINEERS AND PARTICIPATING EMPLOYERS	0	189.841	189.841
**D	MANULIFE MULTIPLICATOR DEVELOPED INTERNATIONAL INDEX	0	16.059	16.059
**D	CERVURITE INTERNATIONAL LLC	0	20.710	20.710
**D	1975 IRREV TRUST OF C D WEYERHAEUSER	0	1.768	1.768
**D	CDW 73 IRR PARA GL	0	1.544	1.544
**D	MOTHER CARRINI HEALTH FOUNDATION, INC.	0	35.397	35.397
**D	BARNARD COLLEGE	0	7.629	7.629
**D	THE ALAIN LEGER FAMILY TRUST	0	20.410	20.410
**D	CORONATION FUND MANAGERS PTY LIMITED	0	11.160	11.160
**D	JOHN M MC DONOUGH IRAR MAN AND NAPIER	0	1.051	1.051
**D	G MCLACHLAN DECL TR-MANNING-NAPIER	0	1.004	1.004
**D	J MCCARTHEY 12-30-97 MANNING-NAPIER	0	2.407	2.407
**D	J HANSEN REV TR 4 29 81 MANNING	0	513	513
**D	PATRICK R HANS MANNING AND NAPIER	0	1.263	1.263
**D	GRUSECKI NEXAGEN LLC MANNING AND NAPIER	0	1.328	1.328
**D	GOLDER 2007 FAM TR MANNING AND NAPIER	0	880	880
**D	THOMAS C GAFUTIS REV TR MANNING	0	849	849
**D	WILLIAM FOOTE 95 TR MANNING AND NAPIER	0	2.929	2.929
**D	L BUONANNO TR TEMPLE SMITH SR M AND N	0	5.264	5.264
**D	OPUS FINANCIAL LLC MANNING AND NAPIER	0	2.380	2.380
**D	CJB FAMILY TR 06-15-00-MANNING	0	1.660	1.660
**D	CJB CRUT II 11 27 06 MANNING	0	3.152	3.152
**D	CJB CRUT 5 1 01 MANNING	0	3.166	3.166
**D	JEFFREY S ARONIN REV TRUST SUB	0	794	794
**D	TANGLIN CLAYMORE LLC MANNING	0	728	728
**D	CATHERINE SLARK TR MANNING AND NAPIER	0	830	830
**D	OLIVE MC CARTRY 2009 TRUST-MANNING	0	638	638
**D	BUNRATTY HOLDINGS, LLC-MANNING INTL	0	904	904
**D	THE MALUTH FAMILY TRUST-MANNING-SUB	0	1.475	1.475
**D	FANCELLI FDN, INC. (SPECIAL)-MANNING	0	749	749
**D	DEBORAH A. SCHMIDT REV TR-MANNING	0	1.916	1.916
**D	J G FENCIK TR-MANNING AND NAPIER SUB	0	950	950
**D	R C DELL TRUST MANNING AND NAPIER ADV	0	2.937	2.937
**D	JAMES J-BAKKE 1987 TRUST MANNING	0	596	596
**D	AMEIDA FAMILY LEGACY TR MANNING	0	1.149	1.149
**D	ELIZABETH E. RIORDAN 1997 TR MANNING	0	1.639	1.639
**D	24306 FRB W LUND REV TR	0	8.034	8.034
**D	VOLUNTARY EMPLOYEES BENEFICIARY ASSOCIATION SOUTHERN CALIFORNIA EDISON COMPANY	0	12.281	12.281
**D	THE MANUFACTURERS LIFE INSURANCE COMPANY	0	41.495	41.495
**D	2054 APG DME BRACKER	0	1.770	1.770
**D	MORRIS 1992 GIFT TR FOR ELLEN M AND N	0		

84573/1556

Azionisti in delega: 2.609

84573 1557

LISTA ESITO DELLE VOTAZIONE

Oggetto: Nomina del Presidente del Consiglio di Amministrazione.

FAVOREVOLI

Badge	Ragione Sociale	Proprio	Delega	Totale
**D	A BERGDOLL REV TR MANNING AND NAPIER	0	747	747
**D	QUIGG VENTURES LLC MANNING AND NAPIER	0	997	997
**D	INVESCO MARKETS II PLC	0	8.620	8.620
**D	WILM MULTI MGR RLT FD ANALYTIC INV	0	21.499	21.499
**D	ARROWSTREET COLLECTIVE INVESTMENT TRUST	0	42.325	42.325
**D	RWSF CIT EAFE	0	536.877	536.877
**D	RWSF CIT ACWIEUXS	0	471.357	471.357
**D	FISHER INVESTMENTS INSTITUTIONAL GROUP ESG STOCK FUND FOR RETIREMENT PLANS	0	61	61
**D	FISHER INVESTMENTS INSTITUTIONAL GROUP STOCK FUND FOR RETIREMENT PLANS	0	58	58
**D	GLOBAL ATLANTIC GOLDMAN SACHS GLOBAL EQUITY INSIGHTS PORTFOLIO	0	2.972	2.972
**D	GLOBAL ATLANTIC BLACKROCK DISCIPLINED INTERNATIONAL CORE PORTFOLIO	0	3.871	3.871
**D	SHELL CANADA 2007 PENSION PLAN	0	31.629	31.629
**D	FIDELITY SALEM STREET TRUST FIDELITY SAI INTERNATIONAL INDEX FUND	0	999.834	999.834
**D	SHELL CANADA 2007 PENSION PLAN 400	0	23.127	23.127
**D	TEXAS UTILITIES QUAL NDT PARTNERSHIP	0	4.545	4.545
**D	RCB AVOIRS FIA	0	20.790	20.790
**D	RCB AVOIRS OPCVM	0	655.500	655.500
**D	ZVK DEAM SPK	0	72.000	72.000
**D	RCB OMNIBUS	0	17.545	17.545
**D	ALAS INV SERVICESMONDRIAN INV	0	84.263	84.263
**D	UND INVESTMENT PARTNERSHIP COMPANY	0	1	1
**D	ADVANCED SERIES TRUST AST T ROWE PRICE GROWTH OPPORTUNITIES PORTFOLIO GATEWAY CENTER	0	118.259	118.259
**D	AST TRP DIVERS REAL GWTH PORT FDMO	0	6.128	6.128
**D	GREAT WEST CORE STRATEGIES INTERNATIONAL EQUITY FUND	0	8.861	8.861
**D	DT INTERNATIONAL STOCK INDEX FUND	0	112.646	112.646
**D	NATWEST TDS DEP BNYM RM GLO EQ FUND	0	5.281	5.281
**D	THE NATURE CONSERVANCY WORLDWIDE OFFICE	0	7.061	7.061
**D	GS TACS MARKET CONTINUOUS INTERNATIONAL	0	123.960	123.960
**D	NON US EQUITY MGRS PORT 4 LSV	0	132.100	132.100
**D	UNEMPLOYMENT PENSION FUND	0	19.467	19.467
**D	LEGAL AND GENERAL UCITS ETF PLC	0	83.935	83.935
**D	THE BANK OF NEW YORK MELLON (INTERNATIONAL) LIMITED AS TRUSTEE FOR LIONTRUST EUROPEAN INCOME FUND	0	106.316	106.316
**D	THE BANK OF NEW YORK MELLON (INTERNATIONAL) LIMITED AS TRUSTEE FOR LIONTRUST EUROPEAN ENHANCED INCOME FUND	0	0	0
**D	38.524			38.524
**D	NATIONAL BANK TRUST	0	169.285	169.285
**D	CADENCE GLOBAL EQUITY FUND LP	0	2.156	2.156
**D	VANGUARD EUROPEAN STOCK INDEX FUND	0	4.427.929	4.427.929
**D	WESPATH FUNDS TRUST	0	14.021	14.021
**D	VANGUARD FTSE ALL-WORLD EX US INDEX FUND	0	4.572.028	4.572.028
**D	VAERDIPAPIFONDEN SPARINVEST INDEX	0	28.091	28.091
**D	THE HARTFORD RETIREMENT PLAN TRUST FOR US EMPLOYEES	0	43.168	43.168
**D	SUBSIDIZED SCHOOLS F FUND NORTHERN	0	25.940	25.940
**D	INTERNATIONAL EQUITY FUND	0	127.007	127.007

LISTA ESITO DELLE VOTAZIONE

Oggetto: Nomina del Presidente del Consiglio di Amministrazione.

FAVOREVOLI

Badge	Regione Sociale	Proprio	Delega	Totale
**D	OLD WESTBURY ALL CAP ESG FUND	0	18.406	18.406
**D	QS STRATEGIC REAL RETURN FUND	0	5.776	5.776
**D	55041 KUP GLOBALE AKTIER IV	0	4.457	4.457
**D	55002 UP EUROPAEISKE AKTIER	0	335.355	335.355
**D	KAPITALFORENINGEN EMD INVEST GLOBALE AKTIER III	0	31.905	31.905
**D	KAPITALFORENINGEN EMD INVEST GLOBALE AKTIER II	0	26.221	26.221
**D	MSAR SCHRODER	0	84.264	84.264
**D	AUTORIDADE MONETARIA DE MACAU	0	68.088	68.088
**D	XTRACKERS MSCI KOKUSAI EQUITY ETF	0	2.651	2.651
**D	BNY MELLON INTERNATIONAL EQUITY ETF	0	5.128	5.128
**D	RPTCL GRPF RAILPEN IVAL	0	2.071.245	2.071.245
**D	NORFOLK COUNTRY RETIREMENT SYSTEM	0	40.132	40.132
**D	IVY PROSHARES MSCI ACWI INDEX FUND	0	5.431	5.431
**D	BCT POOLED INVESTMENT FUND SERIES SMARTEUROPEAN EQUITY FUND	0	22.174	22.174
**D	STEWARDSHIP FOUNDATION	0	2.359	2.359
**D	SEQUOIA FOUNDATION	0	227	227
**D	FOREST FOUNDATION	0	443	443
**D	JOHN SPEARS GRAT 1 DTD	0	11.225	11.225
**D	JOHN D SPEARS GRAT 2 20 2009 FBONAMA SPEARS	0	5.225	5.225
**D	CAROL SPEARS TWKF3506002 JOHN SPEARS	0	1.975	1.975
**D	JOHN D. SPEARS REVOCABLE TRUST	0	61.500	61.500
**D	THE UNIVERSITY COURT OF THE UNIVERSITY OF GLASGOW	0	19.590	19.590
**D	THE COMMONWEALTH FUND	0	1.536	1.536
**D	UNIVERSITY OF WISCONSIN	0	95.503	95.503
**D	PAUL ARTHUR BORDER PAGE LEIGH BONDOR JT TEN	0	711	711
**D	JULES M LASER MANNING AND NAPIER	0	650	650
**D	PANAGORA RISK PARITY MULTI ASSET MASTER FUND LTD	0	36.435	36.435
**D	R K MELLON INTERNATIONAL FUND	0	76.357	76.357
**D	RICHARD KING MELLON FDN	0	132.232	132.232
**D	WBN TRUST NUMBER ONE	0	1.114	1.114
**D	UFMC BMO FCP	0	43.704	43.704
**D	CF DV DYNAMIC GROWTH FUND	0	1.030	1.030
**D	CF DV INTERNATIONAL STOCK INDEX FUND	0	104.672	104.672
**D	THE BANK OF NEW YORK MELLON EMPLOYEE BENEFIT COLLECTIVE INVESTMENT FUND PLAN	0	1.934.606	1.934.606
**D	BNYM BB DYNAMIC Gwth MCM	0	3.907	3.907
**D	PACIFIC FUNDS DIVERSIFIED INCOME	0	816	816
**D	1895 FONDS FGR	0	405.328	405.328
**D	PRINCIPAL FUNDS INC DIVERSIFIED REAL ASSET FUND	0	182.635	182.635
**D	PHILADELPHIA GAS WORKS PENSION PLAN	0	4.154	4.154
**D	VAERDTNARIIFONDM SPARINVEST INDEX GLOBALE AKTIER ERIK KL ID SPARINVEST	0	7.803	7.803
**D	FIRST STATE INVESTMENTS ICVC FIRST STATE DIVERSIFIED GROWTH FUND	0	729	729
**D	VOYA MUTLI MANAGER INTERNATIONAL FACTORS FUND	0	66.151	66.151
**D	MEDTRONIC DEFINED CONTRIBUTION PLAN MASTER TRUST	0	53.142	53.142

84573/1558

84573 / 1559

LISTA ESITO DELLE VOTAZIONE

Oggetto: Nomina del Presidente del Consiglio di Amministrazione.

FAVOREVOLI

Badge	Ragione Sociale	Proprio	Delega	Totale
**D	BELL ATLANTIC MASTER TRUST	0	406.646	406.646
**D	EMPLOYEES RETIREMENT SYSTEM OF THE STATE OF HAWAII	0	15.833	15.833
**D	PENSION RESERVES INVESTMENT TRUST FUND	0	2.597.026	2.597.026
**D	OPERATING ENGINEERS LOCAL 101 PENSION FUND	0	39.516	39.516
**D	FLORIDA RETIREMENT SYSTEM	0	780.183	780.183
**D	BLACKROCK WORLD EX FLORIDA RET SYS	0	489.083	489.083
**D	FLORIDA RETIREMENT SYSTEM	0	50.102	50.102
**D	FLORIDA RETIREMENT SYSTEM	0	131.064	131.064
**D	EMPLOYEES RETIREMENT SYSTEM OF TEXAS	0	146.000	146.000
**D	BNYMTD BLK CONT EUR EQ TRCK FD INV	0	1.793.730	1.793.730
**D	PF INTERNATIONAL LARGE CAP FUND	0	27.943	27.943
**D	PACIFIC LIFE FUNDS PL INTERNATIONAL VALUE FUND	0	66.901	66.901
**D	BNYMTD RM GLOBAL HIGH ALPHA FUND	0	42.855	42.855
**D	PENN SERIES DEV INTL INDEX FUND	0	18.386	18.386
**D	BLL AQUIL LIFGLO3000 FREN WHF INDFD	0	203.461	203.461
**D	POOL RE 1 AND G MSCI EQ	0	68.172	68.172
**D	AST GS MULTI ASSET PORT LIQ PD8B	0	6.745	6.745
**D	SRP PANAGORA	0	450.901	450.901
**D	UTC EDHEC BLACKROCK UNITED TECHNOLOGIES CORPORATION MASTER RETIREMENT	0	6.188	6.188
**D	TEA BLACKROCK INC INTL	0	1	1
**D	NV RBIF ALLANCEBRNSTN INTL EQ	0	23.313	23.313
**D	NV PERS SSGA EAFE INDEX PUBLIC EMPLOYEES RETIREMENT SYSTEM OF NEVADA	0	794.715	794.715
**D	NV PERS MELLON CAPITAL INDEX	0	744.610	744.610
**D	ENSIGN PEAK FISHER INVESTMENTS	0	283.626	283.626
**D	IN8 COP TREAS PWP RHUMBLINE MSCI	0	17.718	17.718
**D	CPA COP PSERS WELLINGTON COMMODITY COMMONWEALTH OF PENNSYLVANIA PUBLIC SCHOOL EMPLOYEES RETIREMENT SYSTEM	0	109.929	109.929
**D	CPA COP PSERS ACWI X US INDEX	0	322.964	322.964
**D	INTERNATIONALE KAPITALANLAGEGESELLSCHAFT MBH ACTING FOR ACCOUNT OF INKA PBEARK	0	82.426	82.426
**D	INTERNATIONALE KAPITALANLAGEGESELLSCHAFT MBH ACTING FOR ACCOUNT OF INKA PBEARK	0	10.108	10.108
**D	UPMC BMO PENSION	0	41.713	41.713
**D	UPMC BMO	0	28.891	28.891
**D	FLORIDA BIRTH RELATED NEUROLOGICAL INJURY COMPENSATION ASSOCIATION	0	35.051	35.051
**D	FRANKLIN FUND ALLOCATOR SERIES FRANKLIN INTERNATIONAL CORE EQUITY IU FUND	0	204.667	204.667
**D	ADEPT INVESTMENT MANAGEMENT PLC	0	149.003	149.003
**D	CEP BEP IP EURO EX UK ENH IND FD	0	2.452	2.452
**D	VIRGINIA RETIREMENT SYSTEM	0	648.789	648.789
**D	EMPT INKA FONDS	0	91.976	91.976
**D	EMPT INKA FONDS	0	67.330	67.330
**D	DUKE ENERGY QUALIFIED NUCLEAR DECOMMISSIONING	0	110.016	110.016
**D	PUBLIC EMPLOYEES RETIREMENT SYSTEM OF MISSISSIPPI	0	1	1
**D	INDIANA UNIVERSITY FOUNDATION SHOWALTER HOUSE	0	55.053	55.053
**D	INDIANA PUBLIC RETIREMENT SYSTEM	0	357.479	357.479

LISTA ESITO DELLE VOTAZIONE

Oggetto: Nomina del Presidente del Consiglio di Amministrazione.

FAVOREVOLI

Badge	Regione Sociale	Proprio	Delega	Totale
**D	ELECTRICAL WORKERS LOCAL NO 26 PENSION TRUST FUND	0	63.185	63.185
**D	ZOETWARREN ROBECO MANAGED	0	44.405	44.405
**D	MAATSCHAPPIJ VOOR ROEREND BEZIT VAN DE BOERENBOND MRBB CVBA	0	198.616	198.616
**D	IOWA PUBLIC EMPLOYEES RETIREMENT SYSTEM	0	22.285	22.285
**D	METROPOLITAN LIFE INSURANCE COMPANY	0	135.256	135.256
**D	METROPOLITAN LIFE INSURANCE COMPANY	0	16.599	16.599
**D	ENERGY INSURANCE MUTUAL LIMITED	0	13.905	13.905
**D	PRUDENTIAL INVESTMENT PORTFOLIO 2 PRUDENTIAL QMA INTL DEVELOPED MKKTS INDEX FUND	0	8.485	8.485
**D	AL TRUST AKTIEN EUROPA SPK	0	18.779	18.779
**D	UPS GROUP TRUST	0	104.529	104.529
**D	UMC BENEFIT BOARD INC	0	124.410	124.410
**D	SOUTH CAROLINA RETIREMENT SYSTEMS GROUP TRUST	0	117.110	117.110
**D	THE STATE OF CONNECTICUT ACTING THROUGH ITS TREASURER	0	412.243	412.243
**D	BOARD OF PENSIONS OF THE EVANGELICAL LUTHERAN CHURCH IN AMERICA	0	1.126	1.126
**D	THE BANK OF NEW YORK MELLON CORPORATION RETIREMENT PLANS MASTER TRUST	0	102.534	102.534
**D	SCHOOL EMPLOYEES RETIREMENT SYSTEM OF OHIO	0	358.852	358.852
**D	PUBLIC EMPLOYEES RETIREMENT ASSOCIATION OF NEW MEXICO	0	98.961	98.961
**D	STICHTING BEDRIJFSPENSIOENFONDS VOOR	0	58.928	58.928
**D	KAPITALFORENINGEN INVESTIN PRO	0	9.436	9.436
**D	POWERSHARES S AND P INTERNATIONAL DEVELOPED HIGH DIVIDEND LOW VOLATILITY PORTFOLIO	0	14.298	14.298
**D	STATE OF WISCONSIN INVESTMENT BOARD	0	1.430.771	1.430.771
**D	DEUTSCHE XTRKS MSCI ALL WORLD HDG	0	12.515	12.515
**D	EMPLOYEES RETIREMENT SYSTEM OF TEXAS	0	224.993	224.993
**D	AIF KAP SI II VALUE AKTIER	0	31.275	31.275
**D	NKB SI VALUE EUROPA	0	289.939	289.939
**D	NKB SII GLOBAL AKTIER MIN RISIKO	0	151.515	151.515
**D	NKB SII EUROPE VALUE	0	87.880	87.880
**D	NKB SI VALUE AKTIER	0	379.131	379.131
**D	NKB SI CUMULUS VALUE	0	38.224	38.224
**D	IQ CANDRIAM ESG INTERNATIONAL EQUITY ETF	0	13.110	13.110
**D	NON US EQUITY MANAGERS PORTFOLIO 1 SERIES	0	44.918	44.918
**D	BOK KIC GESQ2 0	0	5.546	5.546
**D	BOK MCM DM PEQ	0	1	1
**D	BOK KIC GPEQO	0	20.626	20.626
**D	THE GOVERNMENT EMPLOYEES PENSION FUND GEPE	0	28.885	28.885
**D	GAMMA EMIRATES INVESTMENTS LLC	0	50.347	50.347
**D	CEP DEF IP GLOBAL EX UK ENHAN IND	0	5.764	5.764
**D	PS FTSE LO BT EQ WT PORT	0	1.894	1.894
**D	IQ GLOBAL RESOURCES ETF	0	7.705	7.705
**D	PUBLIC EMPLOYEES RETIREMENT SYSTEM OF MISSISSIPPI	0	1	1
**D	POWERSHARES S AND P GLOBAL EX CANADA HIGH DIVIDEND LOW VOLATILITY INDEX ETF	0	8.177	8.177
**D	EMPLOYEES RETIREMENT TRUST OF BANK OF MONTREAL HARRIS	0	63.564	63.564
**D	HRCD RPMT KAP RIHUMBLINE EAFE	0	791	791

84373/1560

84573 / 1561

LISTA ESITO DELLE VOTAZIONE

Oggetto: Nomina del Presidente del Consiglio di Amministrazione.

FAVOREVOLI

Badge	Ragione Sociale	Proprio	Delega	Totale
**D	BOK KIC GAEQ16	0	68.276	68.276
**D	AOHIT HAI RHUMBLINE EAFE THE ARCHDIOCESE OF HARTFORD INVESTMENT TRUST	0	1.184	1.184
**D	PFI INTL EQUITY INDEX FUND	0	207.951	207.951
**D	BNYTD CF PURLSIMA EAFE TOTAL RTN FD	0	3.506	3.506
**D	INVECO STRATEGIC DEVELOPED EX-US ETF	0	94.027	94.027
**D	BANK OF KOREA	0	189.222	189.222
**D	THE STATE OF CONNECTICUT	0	24.841	24.841
**D	ALLSTATE LIFE INSURANCE COMPANY	0	336.512	336.512
**D	BNYWCIL PS ST HIDWLVVI UCITS ETF	0	39.578	39.578
**D	GREAT WEST INTERNATIONAL INDEX FUND	0	183.053	183.053
**D	PS FTSE RAFI DEVEL MAR EX US PORT	0	541.252	541.252
**D	POWERSHARES GLOBAL FUNDS IRELAND PLC	0	11.613	11.613
**D	PS FTSE RAFI EU UCITS ETF BNYWCIL	0	5.613	5.613
**D	56053 IP GLOBAL EQUITIES I	0	127.861	127.861
**D	THE LONDON BOROUGH OF BROMLEYSUPERANNUATION FUND	0	140.399	140.399
**D	WILMINGTON MULTIMANAGER INTERNATIONAL FUND	0	26.745	26.745
**D	BNYWCIL GLG EUROPEAN EQ ALTER TRAD	0	115.884	115.884
**D	FT DOW JONES GLOBAL SEL DIV IND FD	0	277.045	277.045
**D	ADVANCED SERIES TRUST AST NEW DISCOVERY ASSET	0	62.024	62.024
**D	AEL NFJ INTERNATIONAL VALUE FUND	0	18.784	18.784
**D	DOW NL BRANDES	0	145.718	145.718
**D	DWS INVESTMENT GMBH ON BEHALF OF DEAM FONDS 20V	0	44.444	44.444
**D	CZ AANDELEN SSGA	0	30.092	30.092
**D	PGVF SSGA	0	2.862	2.862
**D	PGEF PG E QUALIFIED PANAGORA EAFE	0	51.657	51.657
**D	AIB GROUP IRISH PENSION SCHEME AIB	0	36.946	36.946
**D	AURION GLOBAL EQUITY FUND	0	8.873	8.873
**D	MINNESOTA LIFE INSURANCE COMPANY	0	29.773	29.773
**D	HIGF HGHLD PBINF WLGTN CF	0	14.706	14.706
**D	HGHF HGHLD PBINF WLGTN	0	29.766	29.766
**D	CITY OF NEW YORK DEFERRED COMPENSATION PLAN	0	1.080.117	1.080.117
**D	VANGUARD INTL HIGH DIV YLD INDEX FD	0	459.042	459.042
**D	NSHF PARA EAFE PI 2	0	7.912	7.912
**D	NSNF PARA EAFE PI 1	0	6.478	6.478
**D	NSNF PARA EAFE MONTI	0	14.223	14.223
**D	INVECO FUNDS	0	2.975	2.975
**D	PUBLIC EMPLOYEE RETIREMENT SYSTEM OF IDAHO	0	829.661	829.661
**D	RAYTHEON MASTER PENSION TRUST	0	77.687	77.687
**D	PITTSBURGH THEOLOGICAL SEMINARY OF THE PRESBYTERIAN CHURCH	0	9.280	9.280
**D	PUBLIC EMPLOYEE RETIREMENT SYSTEM OF IDAHO	0	469.438	469.438
**D	PUBLIC EMPLOYEE RETIREMENT SYSTEM OF IDAHO	0	136.072	136.072
**D	LAWRENCE LIVERMORE NATIONAL SECURITY LLC AND LOS ALAMOS NATIONAL SECURITY LLC DEFINED BENEFIT PLANGROUP TRUST	0	0	0
		75.056		

LISTA ESITO DELLE VOTAZIONE

Oggetto: Nomina del Presidente del Consiglio di Amministrazione.

FAVOREVOLI

Badge	Ragione Sociale	Proprio	Delega	Totale
**D	HRMF MFS INSTITUTIONAL AD	0	60.563	60.563
**D	ALASKA PERMANENT FUND CORPORATION	0	657.895	657.895
**D	3M ERIP RAFI EAFE	0	127.189	127.189
**D	AP7 EQUITY FUND	0	2.590.395	2.590.395
**D	RZSP002 NON US EQ MONDRIAN	0	354.092	354.092
**D	COUNTY EMPLOYEES ANNUITY AND BENEFIT FUND OF COOK COUNTY	0	100.023	100.023
**D	QSBF PANAGORA	0	45.997	45.997
**D	DEUTSCHE XTRK MSCI STH EUR HDG ETF	0	2.508	2.508
**D	AZL INTERNATIONAL INDEX FUND	0	271.784	271.784
**D	MONDRIAN EMERGING MARKETS EQUITY TREASURER OF THE STATE OF NORTH CAROLINA EQUITY INVESTMENT FUND POOLED TRUST	0	0	3.671.770
	3.671.770			
**D	BLACKROCK ACWI USIMI	0	790.790	790.790
**D	WELLINGTON DIVERSIFIED INTL	0	1.089.847	1.089.847
**D	DIOCESE OF VENICE PENSION PLAN AND TRUST	0	3.387	3.387
**D	UFEJE MCM MSCI WORLD FD	0	31.610	31.610
**D	FIRE AND POLICE PENSION ASSOCIATION OF COLORADO	0	44.662	44.662
**D	ROWF GT ALPHAXTEAFE	0	95.697	95.697
**D	WF AND CO CASH PLN MONDN INV PT	0	498.231	498.231
**D	ALICNY BLACKROCK GBL EQUITY	0	9.807	9.807
**D	GS KOKUSAI EQTY MASTER FD BNYMTCIL	0	18.241	18.241
**D	IOWA PUBLIC EMPLOYEES RETIREMENT SYSTEM	0	782.890	782.890
**D	IOWA PUBLIC EMPLOYEES RETIREMENT SYSTEM	0	237.405	237.405
**D	THE EUROPEAN CENTRAL BANK	0	131.073	131.073
**D	FIDELITY PURITAN TRUST FIDELITY LOW PRICED STOCK K6 FUND	0	391.633	391.633
**D	AL TRUST H3 FONDS SPK	0	133.357	133.357
**D	AL TRUST FONDS SP 7 SPK	0	259.191	259.191
**D	SHELL PENSION TRUST	0	52.869	52.869
**D	TENNESSEE VALLEY AUTHORITY	0	43.987	43.987
**D	LFIF FISHER ASSET MGMT	0	73.070	73.070
**D	SHELL PENSION TRUST	0	81.699	81.699
**D	MNVF SSGA INTL EQUITY	0	12.781	12.781
**D	CTJ RE STANLIB GLOBAL EQUITY FD AB	0	24.089	24.089
**D	BNYTD CF CANLIFE GLOBAL EQ INC FUND	0	45.978	45.978
**D	PFI OVERSEAS FD PMC	0	131.945	131.945
**D	PEI GLOBAL DIV INCOME FD PGI VALUE	0	108.970	108.970
**D	VY TEMPLETON FOREIGN EQUITY	0	238.778	238.778
**D	VOYA INTERNATIONAL HIGH DIVIDEND EQUITY INCOME FUND	0	25.871	25.871
**D	PGTF DR NON US EQUITY GT	0	45.475	45.475
**D	QBX FISE DEV EX US COMP FACTOR	0	1.475	1.475
**D	DEUTSCHE XTRKS MSCI EAFE CCYHDS	0	755.568	755.568
**D	TGMF PANAGORA INTL EQ	0	15.004	15.004
**D	FARMERS GROUP INC 401 K SAVINGS PLAN	0	285.510	285.510
**D	ROWF GT ALPHAREXTXUS	0	309.140	309.140

84573/1562

LISTA ESITO DELLE VOTAZIONE

Oggetto: Nomina del Presidente del Consiglio di Amministrazione.

FAVOREVOLI

Badge	Regione Sociale	Proprio	Delega	Totale
**D	ROWF GT ACWI EX US	0	1.343.141	1.343.141
**D	SBSA GEPF BLACKROCK EQUITY	0	233.515	233.515
**D	BOA PENSION PLAN MONDRIAN	0	748.538	748.538
**D	BELLSOUTH CORP REA VEBA TRUST	0	37.633	37.633
**D	SPARFAN INTL INDEX	0	4.906.028	4.906.028
**D	TTPF PANAGORA DYN INTL EQ	0	4.912	4.912
**D	BOA PENSION SSGA	0	127.027	127.027
**D	SCEF MONDRIAN	0	183.609	183.609
**D	SAEF SCE PANAGORA QUAL	0	78.848	78.848
**D	CLSF TEMPLETON	0	66.271	66.271
**D	ECBSEG	0	116.194	116.194
**D	BNYM INTL EQUITY INCOME FUNDD	0	211.370	211.370
**D	DREYFUS INDEX FUNDS INC DREYFUS INTERNATIONAL STOCK INDEX FUND	0	102.842	102.842
**D	BLL AQUILA LIFE FTSE RAFI DEVELOPED	0	640.860	640.860
**D	BLL AQUILA LIFE FTSE EURO CCYHDS	0	155.579	155.579
**D	POWERSHARES PUREBETA FTSE DEVELOPED EX NORTHAMERICA PORTFOLIO	0	387	387
**D	BLL AQUILA LIFE EUROPEAN EQUITY	0	1.652.339	1.652.339
**D	BLL AQUILA LIFE MSCI WORLD FUND	0	491.767	491.767
**D	BLL AQUILA LIFE MSCI MINIMUM	0	66.135	66.135
**D	AIF 21104 LPI AKT EUROPA II	0	34.597	34.597
**D	INVESTINGFOREINGEN LAEGERNES INVEST,	0	18.273	18.273
**D	AF81 LABOR SELECT INTL EQ	0	695.679	695.679
**D	SEMPRA ENERGY PENSION MASTER TRUST	0	73.513	73.513
**D	SEATTLE CITY EMPLOYEES RETIREMENT SYSTEM	0	28.049	28.049
**D	DWS INVESTMENT GMBH	0	867.458	867.458
**D	PS6F STATE STREET INTL EQ	0	192.062	192.062
**D	GSK TEMPLETON	0	90.105	90.105
**D	GS ACTIVE BETA INTL EQUITY ETF	0	220.764	220.764
**D	DEUTSCHE XTRK MSCI EMU HDG EQ ETF	0	12.004	12.004
**D	IQ 50 PERCENT HEDGED FTSE EURO ETF	0	3.624	3.624
**D	IQ 50 PERCENT HEDGED FTSE INTL ETF	0	2.492	2.492
**D	ALLSTATE INSURANCE CO BLACKROCK	0	51.255	51.255
**D	INVECO S AND P EUROPE 350 EQUAL WEIGHT INDEX ETF	0	22.733	22.733
**D	INTERNATIONALE KAPITALANLAGESELLSCHAFT MBH	0	977	977
**D	KAPITALANLAGESELLSCHAFT MBH	0	20.602	20.602
**D	THE AMERICAN UNIVERSITY IN CAIRO	0	100.345	100.345
**D	CC COL EAFE Q UN 2	0	4.946	4.946
**D	EMPLOYEES RETIREMENT SYSTEM OF THE CITY OF BALTIMORE	0	7.000	7.000
**D	MINISTERS AND MISSIONS BENEFIT BRD OF AMERICAN BPTST CHURCHES	0	11.719	11.719
**D	VOYA BALANCED PORT INTL VALUE	0	24.552	24.552
**D	VOYA INTERNATIONAL INDEX PORTFOLIO	0	8.791	8.791
**D	CC COL EAFE Q UN 1	0	427.400	427.400
**D		0	4.900	4.900

LISTA ESITO DELLE VOTAZIONE

Oggetto: Nomina del Presidente del Consiglio di Amministrazione.

FAVOREVOLI

Badge	Ragione Sociale	Proprio	Delega	Totale
**D	NMPF COL EAFE NMP Q	0	11.300	11.300
**D	DAEC Q SSGA INTL TC	0	4.795	4.795
**D	DAEC NQ SSGA TAX	0	3.415	3.415
**D	MI FONDS K10 SPK	0	60.161	60.161
**D	CITIBANK NEW YORK A.D.R. DEPT	0	22.128.358	22.128.358
**D	CITIBANK NEW YORK A.D.R. DEPT	0	12.732.072	12.732.072
**D	CITIBANK NEW YORK A.D.R. DEPT	0	40.068	40.068
**D	CITIBANK NEW YORK A.D.R. DEPT	0	470.650	470.650
**D	CITIBANK NEW YORK A.D.R. DEPT	0	1.839.730	1.839.730
**D	CITIBANK NEW YORK A.D.R. DEPT	0	2.336.916	2.336.916
**D	CITIBANK NEW YORK A.D.R. DEPT	0	16.450	16.450
**D	CITIBANK NEW YORK A.D.R. DEPT	0	17.850	17.850
**D	CITIBANK NEW YORK A.D.R. DEPT	0	1.738	1.738
**D	CITIBANK NEW YORK A.D.R. DEPT	0	3.164	3.164
**D	CITIBANK NEW YORK A.D.R. DEPT	0	2.764	2.764
**D	CITIBANK NEW YORK A.D.R. DEPT	0	2.850	2.850
**D	CITIBANK NEW YORK A.D.R. DEPT	0	156	156
**D	CITIBANK NEW YORK A.D.R. DEPT	0	24.080	24.080
**D	AMUNDI SGR SPA/ AMUNDI RISPARMIO ITALIA	0	673.993	673.993
**D	AMUNDI SGR SPA/ AMUNDI SVILUPPO ITALIA	0	2.570.305	2.570.305
**D	AMUNDI SGR SPA	0	890.593	890.593
**D	LA BANQUE POSTALE A M. ARCALIS	0	15.096	15.096
**D	NESTLE FRANCE EQUILIBRE	0	25.906	25.906
**D	SG DIVERSIFIE ISR	0	26.088	26.088
**D	SG ACTIONS INTERNATIONALES	0	100.626	100.626
**D	HALEVY A3	0	166.001	166.001
**D	HALEVY A2	0	120.383	120.383
**D	UF 6 A ACT	0	60.000	60.000
**D	CASSETTE DIVERSIFIE	0	81.836	81.836
**D	SG ACTIONS EUROPE MULTIGESTION	0	9.955	9.955
**D	DIVERSIFIE ACTIONS 50-65 DU CD	0	14.754	14.754
**D	OFI MARKET NEUTRAL EQUITY	0	47.644	47.644
**D	MATMUT ACTIONS EURO	0	23.000	23.000
**D	SG ACTIONS ENERGIE	0	52.715	52.715
**D	SG ACTIONS EURO VALUE	0	193.776	193.776
**D	SG ACTIONS EUROPE	0	63.921	63.921
**D	SG ACTIONS EUROPE LARGE CAP	0	14.067	14.067
**D	LYOR MSCI EUROPE UCITS ETF	0	255.531	255.531
**D	LYOR-EUR-STOXX-50 (DR) U E	0	2.116.873	2.116.873
**D	LYOR INDEX FUND EURO	0	5.311	5.311
**D	ETOILE GESTION	0	30.400	30.400
**D	ETOILE ACTIONS RENDEMENT	0	122.459	122.459
**D	ETOILE ENERGIE EUROPE	0	84.000	84.000

84573/1564

LISTA ESITO DELLE VOTAZIONE

Oggetto: Nomina del Presidente del Consiglio di Amministrazione.

FAVOREVOLI

Badge	Ragione Sociale	Proprio	Delega	Totale
**D	ANTARIUS ROTATION SECTORIELLE	0	8.684	8.684
**D	ETOILE MATIERES PREMIERES	0	33.433	33.433
**D	LYXOR EURO STOXX 300 (DR	0	264.187	264.187
**D	LYXOR STOXX EUROPE 600 (DR)	0	321.186	321.186
**D	LYX FTSE EUR MIN VAR UC EFF	0	7.233	7.233
**D	MUL - LYXOR ITALIA EQUITY PIR	0	62.868	62.868
**D	LIF - LYXOR MSCI EMU VALUE DR	0	113.784	113.784
**D	LYXOR CORE MSCI EMU DR UCITS	0	123.482	123.482
**D	LYXOR CORE MSCI WORLD (DR) UCI	0	36.209	36.209
**D	LYXOR MSCI EUROPE CLIMATE	0	117	117
**D	LYXOR MSCI WORLD CLIMATE	0	69	69
**D	LYXOR EURO STOXX 50 (DR	0	96.897	96.897
**D	AMUNDI S.F.-EURO EQ MARKET PLU	0	29.124	29.124
**D	AM SOL IT-PROGETTO CED 04 2024	0	10.295	10.295
**D	PIONEER INVESTMENTS TOTAL RETU	0	36.044	36.044
**D	AMUNDI SOLUZ IT-PROG CED 05 20	0	58.178	58.178
**D	RWC FUNDS	0	430.043	430.043
**D	SEI GLOBAL MASTER FUND PLC- TH	0	34.327	34.327
**D	ALLIANCEBERNSTEIN FUND DYNAMIC	0	9.268	9.268
**D	KOKUSAI EQUITY INDEX FUND	0	61.642	61.642
**D	CONSULTING GROUP CAPITAL MARKE	0	60.759	60.759
**D	TRUST AND CUSTODY SERVICES BAN	0	14.982	14.982
**D	CONSULTING GROUP CAPITAL MARKE	0	322.840	322.840
**D	MULTI-ASSET ENHANCED VALUE FUN	0	980	980
**D	SEI GLOBAL MASTER FUND PLC - T	0	50.740	50.740
**D	BRIDGE BUILDER INTERNATIONAL E	0	5.768.510	5.768.510
**D	BRIDGE BUILDER INTERNATIONAL	0	5.832.596	5.832.596
**D	BLACKROCK GLOBAL SMALLCAP FUND	0	4.225	4.225
**D	AMUNDI SOL IT - PROG CED 06 20	0	38.632	38.632
**D	AMUNDI SOL IT-PROG CED 08 2020	0	47.040	47.040
**D	AMUNDI SOL IT - PROG CED 092020	0	42.504	42.504
**D	AMUNDI SF-DIVER TARG INC 11 21	0	5.517	5.517
**D	AMUNDI SOL IT-PROG CED 12 2020	0	19.011	19.011
**D	AMUNDI SOL IT-PROG CED 11 2020	0	33.639	33.639
**D	AMUNDI SOL IT-PROG CED 02 2021	0	16.477	16.477
**D	AMUNDI SOL IT-PROG CED 03 2021	0	21.198	21.198
**D	AMUNDI SOL IT-PROG CED 05 2021	0	20.921	20.921
**D	AMUNDI SOL IT-PROG CED 06 2021	0	16.413	16.413
**D	AMUNDI SOL IT-PROG CED 08 2021	0	9.602	9.602
**D	AMUNDI SOL IT-PROG CED 09 2021	0	14.974	14.974
**D	AMUNDI SF - DIV TGT INC 11 22	0	6.899	6.899
**D	AMUNDI SOL IT-PROG CED 11 2021	0	13.387	13.387
**D	AMUNDI SOL IT-PROG CED 12 2021	0	11.098	11.098

LISTA ESITO DELLE VOTAZIONE

Oggetto: Nomina del Presidente del Consiglio di Amministrazione.

FAVOREVOLI

Badge	Ragione Sociale	Proprio	Delega	Totale
**D	AMUNDI SOL IT-PROG CED 02 2022	0	26.534	26.534
**D	AMUNDI SOL IT-PROG CED 03 2022	0	20.844	20.844
**D	AMUNDI SOL IT-PROG CED 04 2022	0	12.746	12.746
**D	AMUNDI SOL IT-PROG CED 06 2022	0	14.020	14.020
**D	AMUNDI SOL IT-PROG CED 05 2022	0	14.173	14.173
**D	AMUNDI SOL IT-PROG CED 10 2022	0	14.749	14.749
**D	AM SOL IT-PROG CED 12 2022	0	20.850	20.850
**D	ASI PROGETTO CEDOLA 04 2023	0	12.667	12.667
**D	AM SOL IT-PROG CED 05 2023	0	13.096	13.096
**D	AM SOL IT-PROG CED 06 2023	0	10.758	10.758
**D	ASI-PROGETTO CEDOLA 07 2023	0	9.642	9.642
**D	ASI-PROGETTO CEDOLA 09 2023	0	12.496	12.496
**D	ASI-PROGETTO CEDOLA 10 2023	0	12.936	12.936
**D	ASI-PROGETTO CEDOLA 12 2023	0	12.056	12.056
**D	AMUNDI S.F-EQ PLAN 60	0	8.196	8.196
**D	PI IF -EMU EQUITY	0	102.626	102.626
**D	PI IF -EUROPEAN EQUITY	0	166.310	166.310
**D	AMUNDI SOLUZ. IT-PROGETTO AZ	0	16.554	16.554
**D	AMUNDI SOL IT-PROG CED 09 2022	0	26.827	26.827
**D	AMUNDI SOL IT-PROG CED 07 2022	0	11.534	11.534
**D	OFI FUND - LYNX REAL ASSETS	0	16.981	16.981
**D	AMUNDI SIF GLOBAL ETHICAL EQUITIES	0	8.387	8.387
**D	LOMBARD ODIER FUNDS EUROPE RESPONSIBLE EQUITY ENHANCED	0	22.176	22.176
**D	SEAYOND EQUITY FACTOR INVESTING EUROPE	0	2.542	2.542
**D	SEAYOND EUROPE MARKET NEUTRAL	0	6.078	6.078
**D	RCO LUX MONTJOLY INVEST POOL RCG	0	3.400	3.400
**D	SEAYOND EUROPE MINVOL	0	420.548	420.548
**D	CANDRIAM QUANT EQUITIES MULTI-FACTOR EMU	0	2.935	2.935
**D	CLEOME INDEX EMU EQUITIES	0	23.360	23.360
**D	CLEOME INDEX WORLD EQUITIES	0	2.143	2.143
**D	CLEOME INDEX GLOBAL EQUITIES	0	4.059	4.059
**D	CLEOME INDEX EUROPE EQUITIES	0	39.490	39.490
**D	STRUTTURA	0	8.746	8.746
**D	AMUNDI FUNDS EUROPEAN EQUITY TARGET INCO	0	1.079.264	1.079.264
**D	AMUNDI FDS GLOBAL MULTI-ASSET TARGET INC	0	103.383	103.383
**D	AMUNDI FUNDS EUROPEAN EQUITY VALUE	0	100.597	100.597
**D	AMUNDI FUNDS GLOBAL EQUITY TARGET INCOME	0	922.656	922.656
**D	AMUNDI FUNDS REAL ASSETS TARGET INCOME	0	200.000	200.000
**D	AMUNDI FUNDS GLOBAL MULTI-ASSET	0	38.600	38.600
**D	AMUNDI FDS GLOB MULTI-ASSET CONSERVATIVE	0	72.553	72.553
**D	AMUNDI FUNDS EURO MULTI-ASSET TARGET INC	0	300.688	300.688
**D	AMUNDI FUNDS NEW SILK ROAD	0	10.500	10.500
**D	AMUNDI FUNDS EQUITY GLOBAL RESOURCES	0	168	168

Azionisti in delega: 2.609

84573/1566

LISTA ESITO DELLE VOTAZIONE

Oggetto: Nomina del Presidente del Consiglio di Amministrazione.

FAVOREVOLI

Badge	Regione Sociale	Proprio	Delega	Totale
**D	AMUNDI EURO STOXX 50	0	49.419	49.419
**D	CPR INVEST GLOBAL EQUITY ESG	0	4.441	4.441
**D	AMUNDI MSCI EUROPE EX UK	0	4.344	4.344
**D	AMUNDI PRIME EUROPE - UCITS ETF DR	0	4.735	4.735
**D	AMUNDI PRIME EUROZONE	0	39.556	39.556
**D	AMUNDI PRIME GLOBAL - UCITS ETF DR	0	5.124	5.124
**D	CPR INVEST-EUROPE SPECIAL SITUATIONS	0	11.592	11.592
**D	AMUNDI FUNDS MULTI ASSET CONSERVATIVE	0	2.783	2.783
**D	AMUNDI FUNDS GLOBAL PERSPECTIVES	0	823	823
**D	AMUNDI FUNDS EQUITY EUROPE RISK PARITY	0	57.735	57.735
**D	AMUNDI FUNDS DYNAMIC MULTI FACTORS EURO	0	35.000	35.000
**D	AMUNDI INDEX MSCI EUROPE	0	38.574	38.574
**D	AMUNDI INDEX MSCI WORLD	0	2.555	2.555
**D	AMUNDI INDEX MSCI EMU	0	55.368	55.368
**D	AMUNDI FUNDS EQUITY EURO RISK PARITY	0	119.405	119.405
**D	AMUNDI INDEX EQUITY GLOBAL MULTI SMART ALLOCATION SCIENTIFIC BETA	0	605	605
**D	CENTRAL BANK OF IRELAND	0	17.791	17.791
**D	EDR FUND GLOBAL VALUE	0	139.400	139.400
**D	EDMOND DE ROTHSCHILD FUND EQUITY EURO CORE	0	513.740	513.740
**D	VISION FUND-EUROPE CORE	0	90.790	90.790
**D	CNPASSURANCES	0	3.391.758	3.391.758
**D	APSA-SRI ABSOL RETURN MULTI-ASSETS N1	0	4.552	4.552
**D	APSA-SRI ABSOL RETURN MULTI-ASSETS N2	0	566	566
**D	REGARD SELECTIF ACTIONS MONDE	0	25.000	25.000
**D	REGARD ACTIONS DEVELOPPEMENT DURABLE	0	200.000	200.000
**D	REGARD SELECTIF ACTIONS EUROPEENNES	0	370.000	370.000
**D	ARCO QUANT 2	0	82.823	82.823
**D	EDMOND DE ROTHSCHILD ASSET MANAGEMENT	0	242.470	242.470
**D	PEYREAU	0	8.000	8.000
**D	PJD	0	7.500	7.500
**D	UNIVERS CMP 1	0	87.271	87.271
**D	NATEXIS PERFORMANCE 09	0	42.694	42.694
**D	AAE MG	0	40.000	40.000
**D	VILLIERS DIAPASON	0	29.082	29.082
**D	ROTONDE	0	45.000	45.000
**D	UBP ACTIONS EURO RENDEMENT	0	50.688	50.688
**D	HAMELIN DIVERSIFIE FLEX 1	0	34.000	34.000
**D	RSI ACTIONS EUROPEENNES 2	0	165.000	165.000
**D	COMTE DIVERSIFIE	0	62.200	62.200
**D	ARCO LONG TERME B NATEXIS INVEST MANAGERS INTERNAT	0	105.655	105.655
**D	ELAN ORCHESTRA	0	8.000	8.000
**D	ECEPARGNE 2	0	34.100	34.100
**D	IBM H	0	3.300	3.300

LISTA ESITO DELLE VOTAZIONI

Oggetto: Nomina del Presidente del Consiglio di Amministrazione.

FAVOREVOLI

Badge	Ragione Sociale	Proprio	Delega	Totale
**D	R PHARMA DVSF	0	70.000	70.000
**D	BOURBON 1 ROTHSCHILD ET CIE GESTION	0	106.000	106.000
**D	SAFRAN DYNAMIQUE	0	28.285	28.285
**D	SAFRAN MIXTE SOLIDAIRE	0	5.825	5.825
**D	APOLLINE 4 ACTIONS	0	47.617	47.617
**D	TESLA POCHE ACTIONS	0	50.142	50.142
**D	HSSC GLOBAL ASSET MANAGEMENT	0	5.399	5.399
**D	CNP TOCQUEVILLE VALUE EUROPE ISR	0	280.485	280.485
**D	LBPA ACTIONS OPTI INDICE EURO	0	12.671	12.671
**D	LBPA STRATEGIE PEA 2	0	70.311	70.311
**D	LBPA ACTIONS EUROPE 50	0	66.266	66.266
**D	LBPA STRATEGIE PEA 1	0	49.810	49.810
**D	TONI ACTIONS 100	0	137.731	137.731
**D	VIVACCIO ACTIONS	0	938.062	938.062
**D	LBPA ACTIONS INDICE EURO	0	407.087	407.087
**D	LBPA ACTIONS 80	0	133.250	133.250
**D	LBPA ACTIONS EUROPE MONDE	0	88.781	88.781
**D	CARP - INDO	0	223.925	223.925
**D	LCL DYNAMIQUE	0	31.347	31.347
**D	VOCATION MARCHE ARIANESPACE CONSEIL DE SURVEILLANCE DU FCP	0	3.838	3.838
**D	LCL EQUILIBRE	0	33.791	33.791
**D	ICARE	0	15.095	15.095
**D	ROPS EURO P	0	432.805	432.805
**D	FERN AMUNDI	0	73.167	73.167
**D	TECHNIP EQUILIBRE	0	25.646	25.646
**D	TECHNIP DYNAMIQUE	0	22.523	22.523
**D	ADP DIVERSIFIE DYNAMIQUE	0	12.475	12.475
**D	ARCO LONG TERME D ACTIONS	0	330.041	330.041
**D	AMUNDI LABEL EQUILIBRE ESR	0	31.922	31.922
**D	AMUNDI LABEL DYNAMIQUE ESR	0	18.845	18.845
**D	AMUNDI LABEL PRUDENCE ESR	0	22.025	22.025
**D	JUNON ACTIONS OBLIGATIONS	0	32.030	32.030
**D	N 1 RENDEMENT USINOR	0	12.171	12.171
**D	LV CHALLENGE	0	43.819	43.819
**D	EPARGNE PRUDENCE THALES	0	47.349	47.349
**D	L.S. DYNAMIQUE ET SOLIDAIRE	0	3.000	3.000
**D	ATOUT PULSATIONS	0	37.041	37.041
**D	PREDICA ISR EUROPE ACTIONS	0	13.655	13.655
**D	VILJERS ALTO	0	42.868	42.868
**D	AMUNDI HORIZON	0	24.512	24.512
**D	PREDIGANT A2 ACTIONS EUROPE	0	76.000	76.000
**D	AP ACTIONS 1 EURO	0	134.525	134.525
**D	AP ACTIONS 3 MIN VOL	0	73.722	73.722

84573/1569

LISTA ESITO DELLE VOTAZIONE

Oggetto: Nomina del Presidente del Consiglio di Amministrazione.

FAVOREVOLI

Badge	Ragione Sociale	Proprio	Delega	Totale
**D	ROPS-SMART INDEX EURO	0	656.365	656.365
**D	SG AMUNDI ASSET MANAGEMENT	0	24.978	24.978
**D	FCP CARPIMKO EUROPE	0	100.401	100.401
**D	IBM FRANCE	0	26.000	26.000
**D	FCP HAMELIN DIVERSIFIE FLEX II	0	12.719	12.719
**D	REGARD ACTIONS EURO	0	400.000	400.000
**D	INDOSUEZ EUROPE PATRIMOINE	0	160.000	160.000
**D	INDOSUEZ EUROPE RENDEMENT	0	25.000	25.000
**D	INDOSUEZ ALLOCATION PEA	0	124.040	124.040
**D	ING RENDEMENT EUROPE	0	72.000	72.000
**D	ABN AMRO TOTAL RETURN GLOBAL	0	4.350	4.350
**D	SEAYOND ACTIONS EUROPEENNES	0	167.888	167.888
**D	CNP ASSUR VALUE ET MOMENTUM	0	42.508	42.508
**D	NATIXIS LCR ACTIONS EURO	0	78.152	78.152
**D	DORVAL CONVICTIONS	0	76.543	76.543
**D	DORVAL CONVICTIONS PEA	0	31.608	31.608
**D	UNIGESTION	0	18.000	18.000
**D	SEAYOND EQUITY FACTOR INVESTING EURO	0	7.227	7.227
**D	BBM V-FLEX	0	59.136	59.136
**D	HSEC MULTI-ASSET DYNAMIC EURO	0	194.469	194.469
**D	HSEC EURO EQUITY VOL FOCUSED	0	102.647	102.647
**D	LA BANQUE POSTALE ASSET MANAGEMENT	0	2.912	2.912
**D	AMUNDI EQUITY EURO CONSERVATIVE	0	24.988	24.988
**D	CPR EUROLAND PREMIUM	0	90.325	90.325
**D	ATOUT EUROLAND RESTRUCTURATION	0	34.619	34.619
**D	ATOUT FRANCE CORE PLUS	0	26.561	26.561
**D	AMUNDI PATRIMOINE PEA	0	15.954	15.954
**D	AMUNDI RENDEMENT PLUS	0	23.084	23.084
**D	FDC A2 FOCHE TITRES	0	79.556	79.556
**D	LCL ACTIONS EURO RESTRUCTURATION	0	11.810	11.810
**D	AMUNDI PATRIMOINE	0	1.166.638	1.166.638
**D	COLOMBES 6	0	71.000	71.000
**D	CPR CONSOMMATEUR ACTIONNAIRE	0	12.152	12.152
**D	AMUNDI STRATEGIES ACTIONS EUROPE RISK PARITY	0	8.491	8.491
**D	AMUNDI ACTIONS RESSOURCES NATURELLES	0	20.907	20.907
**D	PREDIQUANT EUROCROISSANCE A2	0	128.030	128.030
**D	ASSURDIX	0	27.678	27.678
**D	AMUNDI RESA ESG ACTIONS EURO	0	290.041	290.041
**D	AMUNDI EUROPE MONDE	0	44.341	44.341
**D	AMUNDI RESA ACTIONS EURO	0	20.473	20.473
**D	ATOUT MODERATIONS	0	99.704	99.704
**D	AMUNDI RESA ACTIONS EUROPE	0	12.954	12.954
**D	AMUNDI ACTIONS RESTRUCTURATIONS	0	13.936	13.936

LISTA ESITO DELLE VOTAZIONE

Oggetto: Nomina del Presidente del Consiglio di Amministrazione.

FAVOREVOLI

Badge	Ragione Sociale	Proprio	Delega	Totale
**D	AMUNDI ACTIONS EURO ISR	0	24.254	24.254
**D	CPR EUROLAND	0	350.438	350.438
**D	CPR EUROPE NOUVELLE	0	14.878	14.878
**D	CPR EUROPE	0	17.034	17.034
**D	ECOFI ACTIONS SCR	0	17.874	17.874
**D	ECOFI ACTIONS SCR	0	29.623	29.623
**D	RENDIMENT DIVERSIFIE M	0	277.552	277.552
**D	EDMOND DE ROTHSCHILD EQUITY EUROPE SOLVE	0	43.610	43.610
**D	EDMOND DE ROTHSCHILD ASSET MANAGEMENT (EDRAM)	0	137.770	137.770
**D	EPOQUE	0	270.000	270.000
**D	EUROPA	0	1.155.000	1.155.000
**D	AMUNDI DIVIDENDO ITALIA	0	15.668	15.668
**D	AMUNDI BILANCIATO EURO	0	49.075	49.075
**D	AMUNDI BEST SELECTION PLUS	0	21.684	21.684
**D	AMUNDI BEST SELECTION TOP	0	27.372	27.372
**D	AMUNDI BEST SELECTION CLASSIC	0	7.127	7.127
**D	AMUNDI DISTRIBUZIONE ATTIVA	0	6.406	6.406
**D	AMUNDI CEDOLA 2021	0	1.123	1.123
**D	AMUNDI OBIETTIVO RISPARMIO 2022	0	8.151	8.151
**D	AMUNDI OBIETTIVO CRESCITA 2022	0	1.102	1.102
**D	AMUNDI OBIETTIVO RISPARMIO 2022 DUE	0	8.385	8.385
**D	AMUNDI OBIETTIVO CRESCITA 2022 DUE	0	974	974
**D	AMUNDI OBIETTIVO RISPARMIO 2022 TRE	0	120.000	120.000
**D	AMUNDI VALORE ITALIA PIR	0	920	920
**D	AMUNDI OBIETTIVO RISPARMIO 2022 QUATTRO	0	230.000	230.000
**D	AMUNDI ACCUMULAZIONE ITALIA PIR 2023	0	342.031	342.031
**D	UNION INVESTMENT LUXEMBOURG SA	0	15	15
**D	MAN MULTI-STRATEGY MASTER FUND C/O MAN SOLUTIONS LTD	0	67	67
**D	MAN QUALIFYING INVESTOR FUNDS PLC-MAN GLG ELS MASTER QIF C/O GLG PARTNERS LP	0	26	26
**D	GLG EUROPEAN LONG-SHORTFUND C/O GLG PARTNERS LP	0	3.723	3.723
**D	MAN FUNDS XII SPC - MAN 1783 II SP MAPLES CORPORATE SERVICES LIMITED	0	34	34
**D	MAN GLG TOPAZ LIMITED C/O GLG PARTNERS LP	0	230	230
**D	AHL INSIGHT LIMITED	0	874.152	874.152
**D	NORGES BANK	0	55.409.506	55.409.506
**D	GOVERNMENT OF NORWAY	0	129.923	129.923
**D	JANA PASSIVE GLOBAL SHARE TRUST	0	202.581	202.581
**D	MLC INVESTMENTS, MLC LIMITED	0	81.276	81.276
**D	VICTORIAN SUPERANNUATION FUND	0	324.814	324.814
**D	CARE SUPER	0	96.530	96.530
**D	TASBLAN SUPERANNUATION FUND.	0	162.628	162.628
**D	EQUIPSUPER	0	65.573	65.573
**D	AUSTRALIAN NATIONAL UNIVERSITY	0	47.431	47.431
**D	KL EUROSTOKX50 DB	0	7.060	7.060
**D	UBS FUND MANAGEMENT(LUXEMBOURG) SA	0		

84573/150

2.608

84573/151

LISTA ESITO DELLE VOTAZIONE

Oggetto: Nomina del Presidente del Consiglio di Amministrazione.

FAVOREVOLI

Badge	Ragione Sociale	Proprio	Delega	Totale
**D	UBS FUND MANAGEMENT (LUXEMBOURG) SA	0	10.009	10.009
**D	UBS FUND MANAGEMENT (LUXEMBOURG) SA	0	11.995	11.995
**D	UBS FUND MANAGEMENT (LUXEMBOURG) SA	0	9.025	9.025
**D	UBS FUND MANAGEMENT (LUXEMBOURG) SA	0	22.000	22.000
**D	UBS FUND MANAGEMENT (LUXEMBOURG) SA	0	29.027	29.027
**D	UBS FUND MANAGEMENT (LUXEMBOURG) SA	0	49.739	49.739
**D	UBS (LUX) EQUITY SICAV - EUROPEAN - HIGH DIVIDEND (EUR)	0	6.016	6.016
**D	UBS FUND MANAGEMENT (SWITZERLAND) AG.	0	177.404	177.404
**D	UBS FUND MANAGEMENT (SWITZERLAND) AG.	0	340.224	340.224
**D	UBS FUND MGT (CH) AG CH0467/UBSCHIF2-EQ GLOB	0	238.411	238.411
**D	UBS FUND MGT (CH) AG CH1250	0	1.025	1.025
**D	UBS FUND MGT (CH) AG CH1270B / 2019 IF - AKT WELT - UBS	0	12.976	12.976
**D	UBS ASSET MANAGEMENT (U.K.) LTD FUND MANAGEMENT SWITZERLAND	0	27.502	27.502
**D	UBS FUND MANAGEMENT (SWITZERLAND) AG.	0	1.264	1.264
**D	UBS FUND MANAGEMENT	0	1.204.419	1.204.419
**D	BAPTIST FOUNDATION OF TEXAS DBA HIGHGROUND ADVISORS	0	90.190	90.190
**D	BERESFORD FUNDS PLC - SETANTA INCOME OPPORTUNITIES FUND	0	147.447	147.447
**D	BRANDES INVESTMENT PARTNERS LP.	0	17.699	17.699
**D	CITY OF LOS ANGELES FIRE AND POLICE PENSION PLAN	0	107	107
**D	ASSET MANAGEMENT EXCHANGE UCITS CCF	0	2.047.920	2.047.920
**D	STICHTING DELA DEPOSITARY AND MANAGEMENT OUDE STADSGRACHT	0	3.292	3.292
**D	STICHTING PENSIOENFONDS ING	0	493.462	493.462
**D	LEGAL AND GENERAL CCF	0	107.192	107.192
**D	CAMPBELL PENSION PLANS MASTER RETIREMENT TRUST	0	5.641	5.641
**D	FRESNO COUNTY EMPLOYEES' RETIREMENT ASSOCIATION	0	65.909	65.909
**D	FIREMEN'S ANNUITY AND BENEFIT FUND OF CHICAGO	0	71.063	71.063
**D	SPARTAN GROUP TRUST FOR EMPLOYEE BENEFIT PLANS	0	106.883	106.883
**D	EDINBURGH PARTNERS GLOBAL OPPORTUNITY TRUST PLC	0	900.930	900.930
**D	TEACHERS' RETIREMENT SYSTEM OF OKLAHOMA	0	254.575	254.575
**D	FIREMEN'S RETIREMENT SYSTEM OF ST. LOUIS	0	66.929	66.929
**D	NTCC WELLINGTON EUROPE CONTRARIAN VALUE FUND	0	33.261	33.261
**D	NUCLEAR ELECTRIC INSURANCE LIMITED	0	26.059	26.059
**D	MICHELIN NORTH AMERICA INC. MASTER RETIREMENT TRUST	0	209.736	209.736
**D	USAA MASTER TRUST (PENSION AND RSP)	0	30.016	30.016
**D	BRANDES INTERNATIONAL EQUITY FUND	0	12.931	12.931
**D	IBM DIVERSIFIED GLOBAL EQUITY FUND	0	1.375.435	1.375.435
**D	NATIONAL WESTMINSTER BANK PLC AS TRUSTEE OF KES STRATEGIC INVESTMENT FUND	0	69.096	69.096
**D	EDINBURGH PARTNERS OPPORTUNITIES FUND PLC	0	17.526	17.526
**D	ELO MUTUAL PENSION INSURANCE COMPANY ELO MUTUAL PENSION INSURANCE COMPANY	0	39.719	39.719
**D	STICHTING HEINEKEN PENSIOENFONDS	0	688.346	688.346
**D	BT PENSION SCHEME LLOYDS CHAMBERS	0	185.358	185.358
**D	STICHTING PENSIOENFONDS SAGITTARIUS	0	5.585.453	5.585.453
**D		0	91.864	91.864

LISTA ESITO DELLE VOTAZIONE

Oggetto: Nomina del Presidente del Consiglio di Amministrazione.

FAVOREVOLI

Badge	Ragione Sociale	Proprio	Delega	Totale
**D	IBM PENSION PLAN	0	19.967	19.967
**D	THE BOARD OF THE PENSION PROTECTION FUND RENAISSANCE	0	120.465	120.465
**D	LOTHIAN PENSION FUND	0	1.120.111	1.120.111
**D	STICHTING PENSIOENFONDS VAN DE METALEKTRO (PME)	0	1.398.215	1.398.215
**D	CHEVRON UK PENSION PLAN	0	25.074	25.074
**D	STRATHCLYDE PENSION FUND	0	3.258.194	3.258.194
**D	PUBLIC EMPLOYEES RETIREMENT ASSOCIATION OF COLORADO	0	2.462.701	2.462.701
**D	FUTURE FUND BOARD OF GUARDIANS FOR AND ON BEHALF OF THE MEDICAL RESEARCH FUTURE FUND	0	75.825	75.825
**D	FUTURE FUND BOARD OF GUARDIANS FOR AND ON BEHALF OF FUTURE FUND	0	529.441	529.441
**D	NORTHERN TRUST UCITS COMMON CONTRACTUAL FUND	0	1.079.919	1.079.919
**D	COLONIAL FIRST STATE INVESTMENT FUND 50	0	155.769	155.769
**D	COLONIAL FIRST STATE WHOLESALE INDEXED GLOBAL SHARE FUND	0	102.791	102.791
**D	MUNICIPAL EMPLOYEES' ANNUITY AND BENEFIT FUND OF CHICAGO	0	5.880	5.880
**D	UNITED NATIONS RELIEF AND WORKS AGENCY FOR PALESTINE REFUGEES IN THE NEAR EAST UNRWA HEADQUARTERS BAYADER WADI AL-SEER A	12.785	0	12.785
**D	US RETIREMENT TRUST	0	31.255	31.255
**D	RETIREMENT PLAN FOR CITY OF TAMPA GENERAL EMPLOYEES	0	48.262	48.262
**D	THOMAS L. WALTON FAMILY TRUST DAD 03/19/13	0	4.652	4.652
**D	WHEELS COMMON INVESTMENT FUND	0	21.272	21.272
**D	VIRGINIA C.MARS REVOCABLE TRUST DATED AUGUST 6, 1991	0	2.775	2.775
**D	SAMFORD UNIVERSITY PENSION PLAN TRUST	0	2.423	2.423
**D	HRW TESTAMENTARY TRUST NO. 7	0	20.813	20.813
**D	STUART L. WALTON FAMILY TRUST DAD 3/19/13	0	9.673	9.673
**D	EXELON CORPORATION NUCLEAR DECOMMISSION TRUST - NON TAX QUALIFIED	0	2.291	2.291
**D	CLINTON NUCLEAR POWER PLANT QUALIFIED FUND CLINTON NUCLEAR POWER PLANT QUALIFIED FUND	0	5.909	5.909
**D	CHURCH OF ENGLAND INVESTMENT FUND FOR PENSIONS	0	72.277	72.277
**D	DAUGHTERS OF CHARITY OF ST VINCENT DE PAUL PROVINCE OF THE WEST	0	66.865	66.865
**D	CITY OF AUSTIN EMPLOYEES RETIREMENT SYSTEM	0	3.998	3.998
**D	CULTURAL INSTITUTIONS PENSION PLAN TRUST CULTURAL INSTITUTIONS RETIREMENT SYSTEM	0	12.867	12.867
**D	DOMINION RESOURCES INC. MASTER TRUST	0	113.965	113.965
**D	JOSHUA GREEN CORPORATION 1425	0	4.035	4.035
**D	FUNDO DE PENSÕES ALAMEDA DE CARLOS D' ASSUMPÇÃO	0	29.766	29.766
**D	TRUST FOR THE PENSION PLAN OF THE CHUBB CORPORATION	0	79.689	79.689
**D	CYSTIC FIBROSIS FOUNDATION	0	96.839	96.839
**D	ARVEST FOUNDATION	0	1.361	1.361
**D	BECKETL-NR-PROGRAM PENSION MASTER TRUST	0	24.315	24.315
**D	LAW INVESTMENTS, LLC	0	217.700	217.700
**D	GUDESTONE FUNDS INTERNATIONAL EQUITY FUND	0	661.812	661.812
**D	MASTER TRUST AGREEMENT BETWEEN PFIZER INC AND THE NORTHERN TRUST COMPANY	0	764.399	764.399
**D	OLIN PENSION PLANS MASTER RETIREMENT TRUST	0	21.034	21.034
**D	NNPF CONTRACTOR DE MASTER TRUST	0	180.801	180.801
**D	NEW CHURCH INVESTMENT FUND	0	2.696	2.696
**D	JCW 1987 ARTICLE 17 DESC TRUST FBO JMW DTD 1/1/2012	0	1.102	1.102

84573/1572

84573 / 1573

LISTA ESITO DELLE VOTAZIONE

Oggetto: Nomina del Presidente del Consiglio di Amministrazione.

FAVOREVOLI

Badge	Regione Sociale	Proprio	Delega	Totale
**D	ALICE A PROIETTI FAMILY TRUST UAD 09/27/13	0	5.374	5.374
**D	JCW 1987 ARTICLE II DESC TRUST FBO TLW	0	1.080	1.080
**D	HSBC UCITS COMMON CONTRACTUAL FUND	0	36.361	36.361
**D	HONG KONG SAR GOVERNMENT EXCHANGE FUND	0	3.463.213	3.463.213
**D	BEAT DRUGS FUND ASSOCIATION	0	3.668	3.668
**D	HOSPITAL AUTHORITY PROVIDENT FUND SCHEME	0	341.238	341.238
**D	PUBLIC PENSION AGENCY	0	628.856	628.856
**D	PUBLIC PENSION AGENCY	0	657.063	657.063
**D	FLURIBUS LABS GLOBAL CORE EQUITY MASTER FUND LP	0	1.127	1.127
**D	BRANDES GLOBAL EQUITY INCOME FUND	0	2.589	2.589
**D	BRANDES GLOBAL EQUITY FUND	0	305.548	305.548
**D	OVERSTONE COMMON CONTRACTUAL FUND	0	756.241	756.241
**D	HPE GLOBAL EQUITY SUB FUND	0	1.543.808	1.543.808
**D	OVERSTONE FUND PLC	0	1.854.403	1.854.403
**D	ILA CLI FUND 2011	0	22.083	22.083
**D	ORIZABA, LP	0	17.955	17.955
**D	OMEGA FTIP LIMITED PARTNERSHIP	0	574	574
**D	82A HOLDINGS, LLC	0	1.023	1.023
**D	LTM GROUP HOLDINGS, LLC	0	161.739	161.739
**D	LEHMAN-STAMM FAMILY PARTNERS LLC LEHMAN-STAMM FAMILY PARTNERS LLC	0	891	891
**D	LEGAL AND GENERAL MSCI EAFE FUND LEC	0	252.312	252.312
**D	LAKE AVENUE INVESTMENTS LLC	0	92.703	92.703
**D	THE JBUT MASTER INVESTMENT PARTNERS HIP LLP C/O JACOBUS WEALTH MANAGEMENT	0	34.728	34.728
**D	NTGI-QM COMMON DAILY EAFE INDEX FUND - NON LENDING	0	257.033	257.033
**D	801 INVESTMENTS LLC	0	119.100	119.100
**D	PRO-GEN INVESTMENTS LLC	0	35.740	35.740
**D	MALACHITE 35 TRUST	0	6.068	6.068
**D	SHIMODA HOLDINGS, LLC	0	2.301	2.301
**D	FCM INTERNATIONAL LLC	0	8.743	8.743
**D	NTGI-QM COMMON DAILY ALL COUNTRY WORLD EX-US INVESTABLE MARKET INDEX FUND - NON LENDING	0	75.546	75.546
**D	MA 94 B SHARES, LP	0	93.687	93.687
**D	RED LIQUID LLC	0	39.122	39.122
**D	CINDY SPRINGS, LLC	0	39.959	39.959
**D	SENTINEL INTERNATIONAL FUND	0	36.194	36.194
**D	SALIX, LLC	0	11.130	11.130
**D	SEW PORTFOLIO, LLC	0	83.683	83.683
**D	LEGAL AND GENERAL ASSURANCE SOCIETY LIMITED	0	188.062	188.062
**D	WAM INVESTMENTS, LLC	0	7.382	7.382
**D	GLOBAL BOND FUND WAYCROSSE INC	0	232.015	232.015
**D	MS FUND LP	0	32.869	32.869
**D	SIM GLOBAL BALANCED TRUST	0	2.291	2.291
**D	THYSSEN GLOBAL INVESTMENTS CORP	0	1.376	1.376
**D	INTERNATIONAL EXPATRIATE BENEFIT MASTER TRUST	0	12.050	12.050

LISTA ESITO DELLE VOTAZIONE

Oggetto: Nomina del Presidente del Consiglio di Amministrazione.

FAVOREVOLI

Badge	Ragione Sociale	Proprio	Delega	Totale
**D	THE HARRY L. BRADLEY JR. TRUSTS MASTER INVESTMENT PARTNERSHIP LLP C/O JACOBUS WEALTH MANAGEMENT	0	9.217	9.217
**D	LEGAL AND GENERAL EUROPEAN EQUITY INCOME FUND	0	759.000	759.000
**D	BETTER BE GOOD, LLC	0	2.516	2.516
**D	CARBELLAN INVESTMENT MANAGEMENT LLC	0	47.461	47.461
**D	CHCP GLOBAL SECURITIES LP	0	1.235	1.235
**D	EVA VALLEY MAI LLC	0	17.102	17.102
**D	LEGG MASON QS INVESTORS GLOBAL RESPONSIBLE INVESTMENT FUND	0	1.491	1.491
**D	FISHER INVESTMENTS TRUST	0	63.245	63.245
**D	DYNASTY INVEST, LTD	0	4.959	4.959
**D	DELFINCO LP	0	16.034	16.034
**D	CHESS INTERNATIONAL PROPERTIES, LTD.	0	2.023	2.023
**D	NTGI - QM COMMON DAILY ALL COUNTRY WORLD EX-US EQUITY INDEX FUND - LENDING	0	140.779	140.779
**D	NTCC COLLECTIVE FUNDS FOR GRANTOR TRUST	0	16.075	16.075
**D	K INVESTMENTS SH LIMITED	0	382.367	382.367
**D	LEGAL AND GENERAL DEVELOPED MULTI-FACTOR SL FUND LLC	0	28.310	28.310
**D	NTGI-QM COMMON DAILY EAFE INDEX FUND - LENDING	0	205.383	205.383
**D	PERMANENT FUND INVESTMENTS LLC	0	18.796	18.796
**D	BRANDES INSTITUTIONAL EQUITY TRUST	0	1.045.186	1.045.186
**D	ASCENSION ALPHA FUND, LLC	0	11.484	11.484
**D	UNITED NATIONS JOINT STAFF PENSION FUND	0	1.700.000	1.700.000
**D	INTERNATIONAL MONETARY FUND STAFF RETIREMENT PLAN	0	7.956	7.956
**D	INTERNATIONAL MONETARY FUND STAFF RETIREMENT PLAN 700	0	43.974	43.974
**D	THE PUBLIC INSTITUTION FOR SOCIAL SECURITY	0	431.454	431.454
**D	THE PUBLIC INSTITUTION FOR SOCIAL SECURITY	0	95.138	95.138
**D	THE PUBLIC INSTITUTION FOR SOCIAL SECURITY	0	129.882	129.882
**D	INTERNATIONAL MONETARY FUND RETIRED STAFF BENEFITS INVESTMENT ACCOUNT 700	0	10.147	10.147
**D	MASTER TRUST FOR CERTAIN TAX-QUALIFIED BECHTEL RETIREMENT PLANS QUALIFIED BECHTEL RETIREMENT PLANS	0	56.348	56.348
**D	NATIONAL COUNCIL FOR SOCIAL SEC FUND	0	5.214	5.214
**D	NATIONAL COUNCIL FOR SOCIAL SECURITY FUND.	0	35.008	35.008
**D	NATIONAL COUNCIL FOR SOCIAL SECURITY FUND.	0	35.894	35.894
**D	NGEE ANN POLYTECHNIC	0	694	694
**D	NATIONAL COUNCIL FOR SOCIAL SEC FUND	0	155.178	155.178
**D	NATIONAL COUNCIL FOR SOCIAL SEC FUND	0	495.925	495.925
**D	FIDELITY SALEM STREET TRUST FIDELITY SERIES GLOBAL EX U.S. INDEX FUND	0	1.778.371	1.778.371
**D	FIDELITY SALEM STREET TRUST: FIDELITY FLEX INTERNATIONAL INDEX FUND	0	53.340	53.340
**D	FISHER INVESTMENTS GLOBAL TOTAL RETURN UNIT TRUST FUND	0	1.609	1.609
**D	HALLIFAX REGIONAL MUNICIPALITY MASTER TRUST	0	1.072	1.072
**D	PUBLIC SECTOR PENSION INVESTMENT BOARD	0	1.387.606	1.387.606
**D	MICHELIN-NORTH AMERICA (CANADA) INC. MASTER TRUST	0	63	63
**D	HAGFORS LIMITED-H&R AND H TRUST COMPANY LTD	0	21.553	21.553
**D	STICHTING BLUE SKY LYONID ASSET FUNDS	0	289.162	289.162
**D	NEW ZEALAND SUPERANNUATION FUND	0	295.318	295.318

84573/1574

84573/1575

LISTA ESITO DELLE VOTAZIONE

Oggetto: Nomina del Presidente del Consiglio di Amministrazione.

FAVOREVOLI

Badge	Ragione Sociale	Proprio	Delega	Totale
**D	STATE UNIVERSITIES RETIREMENT SYSTEM	0	234.930	234.930
**D	MERCER PASSIVE INTERNATIONAL SHARES FUND	0	87.821	87.821
**D	ARIA CO PTY LTD AS TRUSTEE FOR COMBINED INVESTMENTS FUND	0	922.334	922.334
**D	COMMONWEALTH SUPERANNUATION CORPORATION AS TRUSTEE FOR ARIA INVESTMENTS TRUST	0	134.260	134.260
**D	MERCER OSS TRUST	0	13.458	13.458
**D	LORD MAYORS CHARITABLE FUND	0	2.062	2.062
**D	RIVER AND MERCANTILE GLOBAL HIGH ALPHA FUND	0	26.124	26.124
**D	QUEENSLAND INVESTMENT TRUST NO. 2	0	91.200	91.200
**D	QIC INTERNATIONAL EQUITIES FUND	0	71.155	71.155
**D	GOVERNMENT EMPLOYEES SUPERANNUATION BOARD	0	81.540	81.540
**D	DODDINGTON GLOBAL FUND LLC	0	161.482	161.482
**D	GOVERNMENT EMPLOYEES SUPERANNUATION BOARD	0	363.431	363.431
**D	TYCO ELECTRONICS CORPORATION RETIREMENT SAVINGS AND INVESTMENT PLAN	0	19.553	19.553
**D	SANFORD UNIVERSITY	0	3.436	3.436
**D	S. ROBSON WALTON 1999 CHILDRENS TRUST	0	4.180	4.180
**D	NTCC COLLECTIVE FUNDS FOR EMPLOYEE BENEFIT TRUSTS	0	778.008	778.008
**D	TRINITY COLLEGE CAMBRIDGE	0	14.300	14.300
**D	THE TRUSTEES OF THE HENRY SMITH CHARITY	0	55.143	55.143
**D	HRW TESTAMENTARY TRUST NO 6	0	18.871	18.871
**D	WALTON FAMILY FOUNDATION INC	0	245.679	245.679
**D	HRW TESTAMENTARY TRUST NO 2	0	36.076	36.076
**D	HRW TESTAMENTARY TRUST NO. 8	0	13.426	13.426
**D	HRW TESTAMENTARY TRUST NO. 9	0	12.646	12.646
**D	HRW TESTAMENTARY TRUST NO 1	0	10.542	10.542
**D	HRW TESTAMENTARY TRUST NO. 10	0	26.454	26.454
**D	HRW TRUST NO 4 UAD 01/17/03	0	35.984	35.984
**D	HRW TESTAMENTARY TRUST NO. 12	0	24.284	24.284
**D	PRESBYTERIAN CHURCH (USA) FOUNDATION	0	21.551	21.551
**D	NORTHERN TRUST GLOBAL INVESTMENTS COLLECTIVE FUNDS TRUST	0	6.129.405	6.129.405
**D	FORD MOTOR COMPANY DEFINED BENEFIT MASTER TRUST	0	86.587	86.587
**D	FLORIDA COLLEGE SAVINGS PROGRAM	0	3.410	3.410
**D	EXELON PEACH BOTTOM UNIT 1 QUALIFIED FUND 10	0	1.985	1.985
**D	EXELON FITZPATRICK QUALIFIED FUND	0	12.298	12.298
**D	CATERPILLAR INC. GROUP INSURANCE PLAN TRUST	0	9.135	9.135
**D	CENTURYLINK, INC. DEFINED CONTRIBUTION PLAN MASTER TRUST	0	118.617	118.617
**D	CATERPILLAR INC MASTER RETIREMENT TRUST	0	161.300	161.300
**D	OWENS CORNING DEFINED BENEFIT MASTER TRUST	0	15.417	15.417
**D	NORTHERN FUNDS - INTERNATIONAL EQUITY INDEX FUND	0	854.409	854.409
**D	NEW IRELAND ASSURANCE COMPANY PLC	0	1.426.042	1.426.042
**D	ACTIVE M INTERNATIONAL EQUITY FUND	0	267.136	267.136
**D	MICHIGAN CATHOLIC CONFERENCE	0	3.823	3.823
**D	LOCKHEED MARTIN CORPORATION MASTER RETIREMENT TRUST	0	184.379	184.379
**D	COMMONWEALTH OF MASSACHUSETTS EMPLOYEES DEFERRED COMPENSATION PLAN	0	86.250	86.250

LISTA ESITO DELLE VOTAZIONE

Oggetto: Nomina del Presidente del Consiglio di Amministrazione.

FAVOREVOLI

Badge	Ragione Sociale	Proprio	Delega	Totale
**D	MICHIGAN CATHOLIC CONFERENCE MASTER PENSION TRUST	0	8.267	8.267
**D	STATE OF IDAHO ENDORSEMENT FUND INVESTMENT BOARD	0	108.130	108.130
**D	JTW TRUST NO. 2 UAD 9/19/02	0	11.424	11.424
**D	JTW TRUST NO. 4 UAD 9/19/02	0	16.255	16.255
**D	JTW TRUST NO. 1 UAD 9/19/02	0	8.181	8.181
**D	JTW TRUST NO. 3 UAD 9/19/02	0	12.024	12.024
**D	JTW TRUST NO. 5 UAD 9/19/02	0	7.575	7.575
**D	JOHN T WALTON FAMILY TRUST	0	21.689	21.689
**D	ACN PENSION PLAN TRUST ACN CORPORATION	0	11.925	11.925
**D	ALM 2010 FAMILY TRUST ALICE WALFORC/O WALTON ENTERPRISES LLC	0	132.450	132.450
**D	THE BOEING COMPANY EMPLOYEE SAVINGS PLANS MASTER TRUST	0	221.886	221.886
**D	ACORN 1998 TRUST	0	2.651	2.651
**D	HRW TESTAMENTARY TRUST NO 3	0	19.529	19.529
**D	HRW TRUST NO 1 UAD 01/17/03	0	26.582	26.582
**D	HRW TESTAMENTARY TRUST NO. 11	0	22.762	22.762
**D	HRW TESTAMENTARY TRUST NO 4	0	9.994	9.994
**D	HRW TESTAMENTARY TRUST NO 5	0	11.377	11.377
**D	BRANDES INVESTMENT PARTNERS, LP 401(K) PLAN	0	67.951	67.951
**D	MILTON HERSHEY SCHOOL TRUST	0	18.060	18.060
**D	MONDRIAN ALL COUNTRIES WORLD EX-US EQUITY FUND LP	0	1.725.594	1.725.594
**D	CITY OF LOS ANGELES FIRE AND POLICE PENSION PLAN	0	201.118	201.118
**D	ILLINOIS MUNICIPAL RETIREMENT FUND	0	1.202.675	1.202.675
**D	ILLINOIS MUNICIPAL RETIREMENT FUND	0	1.127.565	1.127.565
**D	MERCY INVESTMENT SERVICES INC	0	1	1
**D	MARSH AND MCLENNAN MASTER RETIREMENT TRUST	0	105.790	105.790
**D	MONDRIAN INTERNATIONAL EQUITY FUND L.P.	0	6.131.216	6.131.216
**D	NISSAN NORTH AMERICA INC. EMPLOYEE RETIREMENT PLAN MASTER TRUST	0	16.159	16.159
**D	NEW YORK STATE NURSES ASSOCIATION PENSION PLAN	0	113.310	113.310
**D	GUIDESTONE FUNDS INTERNATIONAL EQUITY INDEX FUND	0	137.591	137.591
**D	GENERAL PENSION AND SOCIAL SECURITY AUTHORITY GPSSA	0	89.865	89.865
**D	CHEVRON MASTER PENSION TRUST	0	102.390	102.390
**D	FLORIDA PREPAID COLLEGE PROGRAM	0	219.986	219.986
**D	STICHTING INSTITUUT GAK	0	11.843	11.843
**D	EAST BAY MUNICIPAL UTILITY DISTRICT	0	153.630	153.630
**D	CITY OF MILWAUKEE EMPLOYEES RETIREMENT SYSTEM	0	661.117	661.117
**D	CENTURYLINK, INC. DEFINED BENEFIT MASTER TRUST	0	99.939	99.939
**D	WYOMING RETIREMENT SYSTEM	0	6.290	6.290
**D	WYOMING RETIREMENT SYSTEM	0	24.035	24.035
**D	UTAH STATE RETIREMENT SYSTEM	0	126.817	126.817
**D	SALT RIVER PIMA-MARICOPA INDIAN COMMUNITY	0	76.260	76.260
**D	NATIONAL WESTMINSTER BANK PLC AS TRUSTEE OF STONERAGE FLEMING UK EQUIT Y INCOME FUND	0	7.255	7.255
**D	HSBC GLOBAL EQUITY FUND	0	135.600	135.600
**D	FORD MOTOR COMPANY OF CANADA, LIMITED PENSION TRUST	0	15.850	15.850

84573/1576

84573/1577

LISTA ESITO DELLE VOTAZIONE

Oggetto: Nomina del Presidente del Consiglio di Amministrazione.

FAVOREVOLI

Badge	Ragione Sociale	Proprio	Delega	Totale
**D	WORKPLACE HEALTH SAFETY AND COMPENSATION COMMISSION OF NEW BRUNSWICK	0	92.427	92.427
**D	HSBC INTERNATIONAL EQUITY POOLED FUND	0	262.312	262.312
**D	PEPSICO, INC. MASTER TRUST	0	356.392	356.392
**D	PEPSICO CANADA ULC MASTER TRUST	0	115.017	115.017
**D	OPSEU PENSION PLAN TRUST FUND	0	19.224	19.224
**D	LEGAL AND GENERAL GLOBAL EQUITY INDEX FUND	0	10.003	10.003
**D	LEGAL AND GENERAL FUTURE WORLD EQUITY FACTORS INDEX FUND	0	18.330	18.330
**D	LEGAL AND GENERAL FUTURE WORLD ESG DEVELOPED INDEX FUND	0	972	972
**D	LEGAL AND GENERAL EUROPEAN INDEX TRUST	0	1.445.474	1.445.474
**D	LEGAL AND GENERAL INTERNATIONAL INDEX TRUST	0	171.026	171.026
**D	STATE STREET GLOBAL ADVISORS GROSS ROLL UP UNIT TRUST	0	57.152	57.152
**D	OKLAHOMA PUBLIC EMPLOYEES RETIREMENT SYSTEM	0	804.165	804.165
**D	OYSTER CREEK ENVIRONMENTAL PROTECTION LLC QUALIFIED NUCLEAR DECOMMISS IONING TRUST	0	7.694	7.694
**D	PAULA CARR	0	102.522	102.522
**D	PAVILION INTERNATIONAL FOCUSED EQUITY POOL	0	11.301	11.301
**D	BLACKROCK AUTHORISED CONTRACTUAL SCHEME I	0	1.946.258	1.946.258
**D	RAMI PARTNERS, LLC	0	146.764	146.764
**D	LEGAL AND GENERAL AUTHORISED CONTRACTUAL SCHEME	0	1.852	1.852
**D	LEGAL AND GENERAL ICAV	0	63.934	63.934
**D	BRITISH COLUMBIA INVESTMENT MANAGEMENT CORPORATION	0	101.657	101.657
**D	STATE TEACHERS RETIREMENT SYSTEM OF OHIO	0	848.600	848.600
**D	STATE TEACHERS RETIREMENT SYSTEM OF OHIO	0	1.086.705	1.086.705
**D	BANCO NACIONAL DE PANAMA, ACTING AS TRUSTEE OF THE FIDEICOMISO DE FONDO DE AHORRO DE PANAMA	0	9.772	9.772
**D	LGPS CENTRAL AUTHORISED CONTRACTUAL SCHEME	0	335.700	335.700
**D	BORDER TO COAST AUTHORISED CONTRACTUAL SCHEME	0	150.220	150.220
**D	UBS COMMON CONTRACTUAL FUND	0	706	706
**D	OSUPER	0	36.999	36.999
**D	BLACKROCK UCITS CCF. BLACKROCK ASSET MANAGEMENT IRELAND LIMITED	0	168.689	168.689
**D	INTERNATIONAL BANK FOR RECONSTRUCTION AND DEVELOPMENT ON BEHALF OF THE WORLD BANK GROUP TRUST FUNDS	0	0	12.037
**D	WEST YORKSHIRE PENSION FUND	0	500.000	500.000
**D	CLEARWATER INTERNATIONAL FUND	0	4.500	4.500
**D	MERSEYSIDE PENSION FUND	0	100.000	100.000
**D	KOMMUNAL LANDSPENSJONSKASSE GJENSIDIG FORSIKRINGSSELSKAP	0	142.124	142.124
**D	VERDIPAPIRFONDET KLP AKSJEEUROPA INDEKS 1	0	141.057	141.057
**D	VERDIPAPIRFONDET KLP AKSJEGLOBAL INDEX 1	0	329.111	329.111
**D	UNIVEST	0	290.496	290.496
**D	STICHTING BEDRIJFSTAKPENSIOENFONDS VOOR HET SCHOONMAAK EN GLAZENWASSER SBEDRIJF	0	113.519	113.519
**D	STICHTING BEDRIJFSTAKPENSIOENFONDS VOOR HET BEROEPSVERVOER OVER DE WEG	0	1.034.724	1.034.724
**D	FJARDE AP-FONDEN	0	154.828	154.828
**D	STOREBRAND SICAV	0	7.121	7.121
**D	NORTHERN TRUST UCITS FGR FUND	0	470.594	470.594
**D	ANDRA AP-FONDEN	0	10.389	10.389

LISTA ESITO DELLE VOTAZIONE

Oggetto: Nomina del Presidente del Consiglio di Amministrazione.

FAVOREVOLI

Badge	Ragione Sociale	Proprio	Delega	Totale
**D	ROBECO INSTITUTIONAL UMBRELLA FUND	0	339.849	339.849
**D	THE EUROPEAN ORGANIZATION FOR NUCLEAR RESEARCH PENSION FUND	0	394.816	394.816
**D	RBC PRIVATE OVERSEAS EQUITY POOL	0	89.968	89.968
**D	STICHTING BEDRIJFSTAKPENSIOEN FONDS VOOR DE DETAILHANDEL	0	465.674	465.674
**D	DANSKE INVEST SICAV GLOBAL INDEX	0	181.464	181.464
**D	INVESTING	0	115.038	115.038
**D	VONTOBEL ASSET MANAGEMENT S.A	0	133.126	133.126
**D	UNIVERSE THE CMI CONTINEN. EUROPERNEQUITY	0	240.769	240.769
**D	VONTOBEL FUND (CH) - VESCORE GLOBALEQUITY MULTIFACTOR OLIVIER SCHALBEITTEP VONTOBEL FONDS SERVICES AG 3.172	0	3.172	3.172
**D	PINNACLE ICAV	0	153.711	153.711
**D	SAN MATEO COUNTY EMPLOYEES' RETIREMENT ASSOCIATION	0	313.491	313.491
**D	SL MFS LOW VOL GLOB EQ FD	0	12.524	12.524
**D	STATES OF GUERNSEY SUPERANNUATION FUND	0	114.553	114.553
**D	STATES OF GUERNSEY SUPERANNUATION FUND	0	3.946	3.946
**D	CMLA INDEXED GLOBAL SHARE FUND	0	16.912	16.912
**D	LEGAL AND GENERAL ASSURANCE PENSIONS MANAGEMENT LIMITED	0	90.590	90.590
**D	IRISH LIFE ASSURANCE.	0	10.550	10.550
**D	IRISH LIFE ASSURANCE.	0	10.999	10.999
**D	IRISH LIFE ASSURANCE.	0	50.392	50.392
**D	IRISH LIFE ASSURANCE.	0	813.695	813.695
**D	IRISH LIFE ASSURANCE PLC	0	696.632	696.632
**D	ILA-LA WORLD ESG SCREENED FUND	0	21.773	21.773
**D	IRISH LIFE ASSURANCE PLC	0	969.427	969.427
**D	CANADA LIFE ASSURANCE EUROPE LIMITED	0	1.438.025	1.438.025
**D	OVERSTONE UCITS FUND PLC	0	72.968	72.968
**D	STICHTING PENSIOENFONDS METAAL EN TECHNIEK MN SERVICES	0	468.740	468.740
**D	STICHTING MN SERVICES	0	1.723.023	1.723.023
**D	THE DFA INTERNATIONAL VALUE SERIESA	0	3.426.705	3.426.705
**D	ZURICH LIFE ASSURANCE PLC	0	982.858	982.858
**D	OLD MUTUAL GLOBAL INVESTORS	0	8.226	8.226
**D	CFSIL ATF CMLA INTERNATIONAL SHARE FUND	0	31.515	31.515
**D	STICHTING MN SERVICES AANDELENFONDS EUROPA.	0	250.830	250.830
**D	LEGAL AND GENERAL ASSURANCE PENSIONS MANAGEMENT LIMITED	0	272.246	272.246
**D	LEGAL AND GENERAL ASSURANCE PENSIONS MANAGEMENT LIMITED	0	2.292	2.292
**D	LEGAL AND GENERAL ASSURANCE PENSIONS MANAGEMENT LIMITED	0	21.316	21.316
**D	LEGAL AND GENERAL ASSURANCE PENSIONS MANAGEMENT LIMITED	0	5.893	5.893
**D	LEGAL AND GENERAL ASSURANCE PENSIONS MANAGEMENT LIMITED	0	14.015	14.015
**D	LEGAL AND GENERAL ASSURANCE PENSIONS MANAGEMENT LIMITED	0	7.156.953	7.156.953
**D	LEGAL AND GENERAL ASSURANCE PENSIONS MANAGEMENT LIMITED	0	116.486	116.486
**D	LEGAL AND GENERAL ASSURANCE PENSIONS MANAGEMENT LIMITED	0	520.465	520.465
**D	LEGAL AND GENERAL ASSURANCE PENSIONS MANAGEMENT LIMITED	0	406.966	406.966
**D	LEGAL AND GENERAL ASSURANCE PENSIONS MANAGEMENT LIMITED	0	94.125	94.125

84573/1578



LISTA ESITO DELLE VOTAZIONE

Oggetto: Nomina del Presidente del Consiglio di Amministrazione.

FAVOREVOLI

Badge	Ragione Sociale	Proprio	Delega	Totale
**D	LEGAL AND GENERAL ASSURANCE PENSIONS MANAGEMENT LIMITED	0	17.549	17.549
**D	LEGAL AND GENERAL ASSURANCE PENSIONS MANAGEMENT LIMITED	0	211.355	211.355
**D	LEGAL AND GENERAL ASSURANCE PENSIONS MANAGEMENT LIMITED	0	30.347	30.347
**D	LEGAL AND GENERAL ASSURANCE PENSIONS MANAGEMENT LIMITED	0	5.792	5.792
**D	LEGAL AND GENERAL ASSURANCE PENSIONS MANAGEMENT LIMITED	0	4.442	4.442
**D	LEGAL AND GENERAL ASSURANCE PENSIONS MANAGEMENT LIMITED	0	15.917	15.917
**D	SUMMIT INVESTMENT FUNDS PLC IRISH LIFE INVESTMENT MANAGERS	0	2.878	2.878
**D	LEGAL AND GENERAL ASSURANCE PENSIONS MANAGEMENT LIMITED	0	57.276	57.276
**D	LEGAL AND GENERAL ASSURANCE PENSIONS MANAGEMENT LIMITED	0	66.403	66.403
**D	LEGAL AND GENERAL ASSURANCE PENSIONS MANAGEMENT LIMITED	0	40.579	40.579
**D	LEGAL AND GENERAL ASSURANCE PENSIONS MANAGEMENT LIMITED	0	59.622	59.622
**D	LEGAL AND GENERAL ASSURANCE PENSIONS MANAGEMENT LIMITED	0	72.725	72.725
**D	LEGAL AND GENERAL ASSURANCE PENSIONS MANAGEMENT LIMITED	0	154.364	154.364
**D	LEGAL AND GENERAL ASSURANCE PENSIONS MANAGEMENT LIMITED	0	72.620	72.620
**D	LEGAL AND GENERAL INVESTMENT MANAGEMENT	0	18.743	18.743
**D	LEGAL AND GENERAL ASSURANCE PENSIONS MANAGEMENT LIMITED	0	119.930	119.930
**D	LEGAL AND GENERAL ASSURANCE PENSIONS MANAGEMENT LIMITED	0	108.169	108.169
**D	LEGAL AND GENERAL ASSURANCE PENSIONS MANAGEMENT LIMITED	0	68.538	68.538
**D	CITITRUST LTD	0	1.234.452	1.234.452
**D	LEGAL AND GENERAL ASSURANCE PENSIONS MANAGEMENT LIMITED	0	7.025	7.025
**D	LEGAL AND GENERAL ASSURANCE PENSIONS MANAGEMENT LIMITED	0	106.300	106.300
**D	MANULIFE GLOBAL FUND.	0	115.614	115.614
**D	AEGON CUSTODY B.V	0	5.638	5.638
**D	THE NOMURA TRUST AND BANKING CO LTD	0	277.988	277.988
**D	THE NOMURA TRUST AND BANKING CO LTD	0	139.816	139.816
**D	SUMMIT MUTUAL FUNDS PUBLIC LIMITED COMPANY IRISH LIFE INVESTMENT MANAGERS	0	5.286	5.286
**D	BERESFORD FUNDS PLC	0	34.909	34.909
**D	CFSIL - COMMONWEALTH GLOBAL SHARE FUND 22	0	692.598	692.598
**D	CFSIL - COMMONWEALTH GLOBAL SHARE FUND 23	0	534.529	534.529
**D	STICHTING PGGM DEPOSITARY	0	164.605	164.605
**D	STICHTING PGGM DEPOSITARY	0	1.994.944	1.994.944
**D	INTERNATIONAL EQUITIES FUND	0	400.981	400.981
**D	NATIONAL COUNCIL FOR SOCIAL SECURITY FUND.	0	22.511	22.511
**D	AEGON CUSTODY B.V.	0	47.794	47.794
**D	CFSIL - COLONIAL FIRST STATE GLOBAL ASSET MANAGEMENT MULTI SECTOR TRUST I	0	127.263	127.263
**D	SDA INTL EQUITY INDEX FD-WORLD	0	978	978
**D	CROSC-CBGS-WGSS07	0	66.132	66.132
**D	JANUS HENDERSON CAPITAL FUNDS PLC	0	48.761	48.761
**D	CBOSC ATF CW BK GRP SUP WGSS08	0	645	645
**D	PINEBRIDGE FUND SERIES PINEBRIDGE EUROPE EQUITY FUND	0	59.104	59.104
**D	JOHN HANCOCK VARIABLE INSURANCE TRUST INTERNATIONAL EQUITY INDEX TRUST	0	29.086	29.086
**D	LEGAL AND GENERAL COLLECTIVE INVESTMENT TRUST..	0	98.316	98.316
**D		0	864	864

LISTA ESITO DELLE VOTAZIONE

Oggetto: Nomina del Presidente del Consiglio di Amministrazione.

FAVOREVOLI

Badge	Ragione Sociale	Proprio	Delega	Totale
**D	LEGAL AND GENERAL COLLECTIVE INVESTMENT TRUST..	0	5.580	5.580
**D	LEGAL AND GENERAL COLLECTIVE INVESTMENT TRUST.	0	574.326	574.326
**D	CFSIL RE COLONIAL FIRST STATE INVESTMENT FUND 10	0	119.737	119.737
**D	VICTORY MARKET NEUTRAL INCOME FUND	0	32.924	32.924
**D	NEUBURG NOMINEES LIMITED INVESTORS WHOLESale GLOBAL EQUITY (INDEX) TRUST	0	109.225	109.225
**D	LATVIJAS BANKA	0	30.160	30.160
**D	JOHN HANCOCK FUNDS II INTERNATIONAL STRATEGIC EQUITY ALLOCATION FUND	0	26.321	26.321
**D	MACQUARIE MULTI FACTOR FUND	0	40.208	40.208
**D	HOSTPLUS POOLED SUPERANNUATION TRUST	0	51.043	51.043
**D	VICTORYSHARES DEVELOPED ENHANCED VOLATILITY WTD INDEX ETF	0	4.926	4.926
**D	VICTORYSHARES INTERNATIONAL VOLATILITY WTD INDEX ETF	0	143	143
**D	CITITRUST LIMITED AS TRUSTEE OF BLACKROCK PREMIER FUNDS-BLACKROCK WORLD EQUITY INDEX FUND	0	16.174	16.174
**D	VICTORYSHARES INTERNATIONAL HIGHDIV VOLATILITY WTD INDEX ETF	0	64.565	64.565
**D	INVESCO POOLED INVESTMENT FUND-GLOBAL STRATEGIC EQUITY FUND	0	5.864	5.864
**D	WARMAN INVESTMENTS PTY LIMITED	0	22.969	22.969
**D	STICHTING PGM DEPOSITARY	0	1.053.812	1.053.812
**D	STICHTING ALGEMEEN PENSIOENFONDS	0	96.298	96.298
**D	COLONIAL FIRST STATE INVESTMENT FUND.	0	53.709	53.709
**D	APPIAN ASSET MANAGEMENT	0	351.866	351.866
**D	ABERDEEN INVESTMENT FUNDS UK ICVC II - ABERDEEN EUROPEAN EQUITY TRACKER FUND	0	26.403	26.403
**D	USAA INTERNATIONAL FUND	0	669.990	669.990
**D	VICTORYSHARES USAA MSCI INTERNATIONAL VALUE MOMENTUM ETF	0	64.270	64.270
**D	LEGAL AND GENERAL COLLECTIVE INVESTMENT TRUST.	0	4.984	4.984
**D	TIMOTHY PLAN INTERNATIONAL ETF.	0	8.522	8.522
**D	UNIFIED ACCUMULATIVE PENSION FUND JOINT STOCK COMPANY	0	21.073	21.073
**D	SUN LIFE MFS GLOBAL TOTAL RETURN FUND SUN LIFE GLOBAL INVESTMENTS (CANADA) INC	0	281.194	281.194
**D	INTERNATIONAL RESEARCH EQUITY EXTENDED MASTER FUND (CAYMAN) L.P. C/O INTERTRUST CORP SVCS (CAYMAN) LTD	0	194.409	194.409
**D	STATERA MASTER INVESTORS (CAYMAN) L.P.	0	151	151
**D	PANAGORA ASSET MANAGEMENT INC.	0	98	98
**D	PANAGORA ASSET MANAGEMENT INC	0	383	383
**D	STOCK SELECTOR GLOBAL EQUITY INCUBATOR	0	261	261
**D	TWO SIGMA EQUITY SPECTRUM PORTFOLIO - EUR A/C MSPB	0	364	364
**D	GOTHAM CAPITAL V LLC	0	145	145
**D	CORECOMMODITY MANAGEMENT-FOUNDERS II MASTER FUND LTD. DMS CORP. SERVICES LTD.	0	1.879	1.879
**D	CORECOMMODITY MANAGEMENT - FOUNDERS ABSOLUTE RETURN MASTER FUND LTD. C/O DMS CORPORATE SERVICES LTD	0	0	6.240
**D	THE MANZANITA FOUNDATION C/O SKP LLP	0	12.358	12.358
**D	VIA RAIL CANADA INC-MASTER TRUST 3	0	23.793	23.793
**D	RBC QUEBEC LOW VOLATILITY ALLCOUNTRY WORLD EQUITY FUND	0	7.967	7.967
**D	RBC QUEBEC LOW VOLATILITY GLOBAL EQUITY FUND	0	801.711	801.711
**D	SL MFS LOW VOL INFL EQD	0	2.710	2.710
**D	THE FM OVERSTONE UCITS EQUITY INCOME FUND	0	324.698	324.698

84573/1580

LISTA ESITO DELLE VOTAZIONE

Oggetto: Nomina del Presidente del Consiglio di Amministrazione.

FAVOREVOLI

Badge	Ragione Sociale	Proprio	Delega	Totale
**D	SUN LIFE MFS MONTHLY INCOME FUND	0	10.707	10.707
**D	TRANSAMERICA LIFE INSURANCE COMPANY	0	22.075	22.075
**D	CMB ONYX GLOBAL EQUITY FUND	0	35.589	35.589
**D	NBIMC EAFE EQUITY INDEX FUND	0	61.603	61.603
**D	RR CPE GARDERIE QC	0	119.645	119.645
**D	RBC QUBE STABLE DIVIDEND GLOBAL	0	12.291	12.291
**D	MB HIGH INCOME EQUITY FUND	0	33.468	33.468
**D	NBIMC EAFE EQUITY INDEX FUND - CLASS N	0	3.589	3.589
**D	TREDJE AP-FONDEN	0	6.973	6.973
**D	ANTIPODES GLOBAL FUND	0	1.983.410	1.983.410
**D	ANTIPODES GLOBAL FUND - LONG	0	549.457	549.457
**D	PERPETUAL ECONOMIC DIVERSIFICATION GLOBAL EQUITY FUND	0	37.002	37.002
**D	THE ENDEAVOUR II FUND	0	6.296	6.296
**D	UNITED FOOD AND COMMERCIAL WORKERS UNION LOCAL 152 RETAIL MEAT PENSION PLAN	0	5.796	5.796
**D	ANTIPODES GLOBAL SHARES (QUOTED MANAGED FUND)	0	12.718	12.718
**D	S AND W UK RES STG 474	0	2.240	2.240
**D	ATLAS MASTER LTD	0	6.314	6.314
**D	WELLINGTON MANAGEMENT COMPANY LLP	0	3.999	3.999
**D	LEGG MASON INC.	0	1.034	1.034
**D	CANADA LIFE ASSURANCE EUROPE PLC	0	25.697	25.697
**D	TEMPLETON SELECT GLOBAL EQUITY FUND	0	4.436	4.436
**D	MANULIFE INTERNATIONAL EQUITY FUND	0	419.919	419.919
**D	BALYASNY ASSET MANAGEMENT LP	0	136.432	136.432
**D	ARROWSTREET ACWI EX US ALPHA EXTENSION FUND VII	0	59.353	59.353
**D	SPARINVEST POOL - EUROPE EQUITY	0	252.970	252.970
**D	SPARINVEST EUROPEAN VALUE	0	226.805	226.805
**D	DWS INVESTMENT GMBH FOR VERMOEGENSMANAGEMENT	0	60.034	60.034
**D	DWS INVESTMENT GMBH FOR ALBATROS FONDS	0	13.576	13.576
**D	DWS INVESTMENT GMBH FOR DWS VORSORGE AS (DYNAMIK)	0	31.599	31.599
**D	DWS INVESTMENT GMBH FOR DWS VORSORGE AS (FLEX)	0	12.917	12.917
**D	DWS INVESTMENT GMBH FOR DYNAMIC EUROPE BALANCE	0	22.965	22.965
**D	DWS INVESTMENT GMBH FOR MULTI-INDEX EQUITY FUND	0	18.978	18.978
**D	ACTIVE STOCK MASTER PORTFOLIO OF MASTER INVESTMENT PORTFOLIO	0	4.536	4.536
**D	ISHARES II PUBLIC LIMITED COMPANY	0	7.581.941	7.581.941
**D	ISHARES PUBLIC LIMITED COMPANY	0	962.207	962.207
**D	ISHARES V PUBLIC LIMITED COMPANY	0	48.418	48.418
**D	ISHARES III PUBLIC LIMITED COMPANY	0	2.001.105	2.001.105
**D	ISHARES VI PUBLIC LIMITED COMPANY	0	724.026	724.026
**D	ISHARES IV PUBLIC LIMITED COMPANY	0	1.573.131	1.573.131
**D	ISHARES VII PLC	0	5.817.862	5.817.862
**D	ABN AMRO MULTI-MANAGER FUNDS	0	1.798.390	1.798.390
**D	BLACKROCK AM DE AG FOR ISHS CORE EURO STOXX 50 UCITS ETF (DE)	0	5.325.969	5.325.969
**D	BLACKROCK AM DE FOR ISHARES EURO STOXX UCITS ETF (DE)	0	678.567	678.567

LISTA ESITO DELLE VOTAZIONE

Oggetto: Nomina del Presidente del Consiglio di Amministrazione.

FAVOREVOLI

Badge	Ragione Sociale	Proprio	Delega	Totale
**D	BLACKROCK AM DE FOR ISHARES STOXX EUROPE 50 UCITS ETF (DE)	0	128.586	128.586
**D	BLACKROCK AM DE FOR ISHS STOXX EUROPE LARGE 200 UCITS EFF	0	30.832	30.832
**D	ISHARES I INV MIT TSV F ISHS ST EUROPE600 OIL+GAS UCITS ETF DE	0	3.176.614	3.176.614
**D	BLACKROCK AM DE FOR ISHARES STOXX EUROPE 600 UCITS ETF (DE)	0	1.800.458	1.800.458
**D	PARTNERS HEALTHCARE SYSTEM INC	0	195.854	195.854
**D	TEACHERS' RETIREMENT SYSTEM OF THE STATE OF ILLINOIS	0	708.956	708.956
**D	KAISER PERMANENTE GROUP TRUST	0	979.572	979.572
**D	KAISER FOUNDATION HOSPITALS	0	421.430	421.430
**D	FIDELITY RUTLAND SQUARETRUST II: STRATEGIC ADVISERS INT	0	1.266.807	1.266.807
**D	BRUNEI INVESTMENT AGENCY	0	30.102	30.102
**D	INTERNATIONALE KAPITALANLAGEGESELLSCHAFT MBH FOR ANP	0	6.611	6.611
**D	SCHWAB INTERNATIONAL EQUITY ETF	0	3.167.550	3.167.550
**D	SCHWAB FUNDAMENTAL INTERNATIONAL LARGE COMPANY INDEX ETF	0	2.081.540	2.081.540
**D	DUPOINT PENSION TRUST	0	551	551
**D	JOHN HANCOCK VAR INS TRUST STRATEGIC EQUITY ALLOCATION	0	529.215	529.215
**D	JOHN HANCOCK FUNDS II STRATEGIC EQUITY ALLOCATION FUND	0	256.896	256.896
**D	JOHN HANCOCK HEDGED EQUITY AND INCOME FUND	0	27.027	27.027
**D	PENSION BEREFT GUARANTY CORPORATION	0	261.780	261.780
**D	INTERNATIONALE KAPITAL MBH FOR LH-PRIVATRENTE-AKTIE	0	160.000	160.000
**D	INTERNATIONAL PAPER CO COMMINGLED INVESTMENT GROUP	0	524.503	524.503
**D	BMO DISCIPLINED INTERNATIONAL EQUITY FUND	0	71.960	71.960
**D	INTERNATIONAL KAPITALANLAGEGESELLSCHAFT MBH FOR	0	314.003	314.003
**D	DEKA INVESTMENT GMBH FOR KDF 1	0	36.445	36.445
**D	DEKA INVESTMENT GMBH FOR KDF 3	0	43.100	43.100
**D	ALLIANZ GLOBAL INVESTORS GMBH FOR DBI-FONDS SFT 4	0	14.750	14.750
**D	MFS DEVELOPMENT FUNDS, LLC	0	5.633	5.633
**D	MFS EQUITY INCOME FUND	0	157.478	157.478
**D	MFS HERITAGE TRUST COMPANY COLLECTIVE INVESTMENT TRUST	0	547.394	547.394
**D	MFS LOW VOLATILITY GLOBAL EQUITY FUND	0	122.258	122.258
**D	MFS BLENDED RESEARCH INTERNATIONAL EQUITY FUND	0	271.837	271.837
**D	GOLDMAN SACHS TRST II-GOLDMAN SACHS MULTI-MNGR GLOBAL	0	29.082	29.082
**D	GOLDMAN SACHS TRUST II - MULTI-MANAGER INTERNL EQUITY FUND	0	197.106	197.106
**D	GOLDMAN SACHS TRUST COMPANY N A COLLECTIVE TRUST	0	14.753	14.753
**D	GOLDMAN SACHS TRUST- GOLDMAN SACHS GLOBAL	0	8.653	8.653
**D	ALLIANCEBERNSTEIN GLOBAL RISK ALLOCATION FUND INC	0	4.936	4.936
**D	ALLIANCEBERNST VAR PROD SER F INC.ALLIANCEB DYN ASSET	0	24.216	24.216
**D	THE MASTER TRUST BK OF JP LTD: HITACHI FOREIGN EQ INDEX MF	0	66.406	66.406
**D	SPDR-MSCI WORLD-QUALITY MIX FUND	0	959	959
**D	ALASKA ELECTRICAL PENSION PLAN	0	51.148	51.148
**D	IBM RETIREMENT PLAN	0	12.809	12.809
**D	INTERNATIONALE KAPITAL MBH FOR 189600 LIPPENCO	0	11.000	11.000
**D	ALLIANZ GLOBAL INV GMBH FOR ALLIANZGI-FONDS SFT2	0	51.716	51.716
**D	DWS INVESTMENT GMBH FOR DWSM FONDS BBS	0	11.400	11.400

Azionisti in delega:

2.609

84573/1583

LISTA ESITO DELLE VOTAZIONE.

Oggetto: Nomina del Presidente del Consiglio di Amministrazione.

FAVOREVOLI

Badge	Ragione Sociale	Proprio	Delega	Totale
**D	THORNBURG GLOBAL INVESTMENT PLC	0	35.836	35.836
**D	ARIZONA STATE RETIREMENT SYSTEM	0	91.362	91.362
**D	AMERICAN CENTURY STRATEGIC ASSET ALL, INC. STRAT ALL CONS F	0	17.612	17.612
**D	AMERICAN CENTURY STRAT ASSET ALL, INC. STRAT ALL MODERATE F	0	48.222	48.222
**D	AMERICAN CENTURY STRAT ASSET ALL, INC. STRATEGIC ALL AGGR F	0	43.278	43.278
**D	AMERICAN CENT WORLD MUT FDS, INC-NY NON-U.S. INTRINSIC VALUE FD	0	812.053	812.053
**D	AMERICAN CENTURY ETF TRUST - AMERICAN CENT QUALITY DIV INT	0	51.075	51.075
**D	AMERICAN CENTURY RETIREMENT DATE TRUST	0	455.308	455.308
**D	JP TR SERV BK LTD ATF MATB MSCI KOKUSAI INDEX MOTHER F	0	13.484	13.484
**D	ALPS INTERNATIONAL SECTOR DIVIDEND DOGS ETF	0	331.687	331.687
**D	ANIMA FUNDS PLC	0	100.717	100.717
**D	THE MASTER TRUST BK OF JP RE F RUSSELL INV (JP) INTL EQUITY F	0	15.760	15.760
**D	ARCHITAS MULTI-MANAGER GLOBAL FUNDS UNIT TRUST	0	110.014	110.014
**D	ARCHITAS MULTI-MANAGER GLOBAL FUNDS UNIT TRUST	0	78.000	78.000
**D	AXA ROSENBERG EQUITY ALPHA TRUST	0	56.969	56.969
**D	SPATE OF ALASKA RETIREMENT AND BENEFITS PLANS	0	959.763	959.763
**D	THE WALT DISNEY COMPANY RETIREMENT PLAN MASTER TRUST	0	40.638	40.638
**D	BRANDES INVESTMENT FUNDS PLC	0	637.685	637.685
**D	BMO MSCI EAFE INDEX ETF	0	504.704	504.704
**D	BMO MSCI EAFE VALUE INDEX ETF	0	1.844	1.844
**D	COLLEGE RETIREMENT EQUITIES FUND	0	1.178.559	1.178.559
**D	FIMAA-CREF SOCIAL CHOICE INTERNATIONAL EQUITY FUND	0	202.865	202.865
**D	BRIGHTHOUSE FUNDS TRUST I - AB GLOBAL DYNAMIC ALLOCATION	0	220.087	220.087
**D	BRIGHTHOUSE FUNDS TRUST I - SCHRODERS GLOBAL MULTI-ASSET	0	23.454	23.454
**D	UBS (US) GROUP TRUST	0	154.423	154.423
**D	CENTRAL PROVIDENT FUND BOARD	0	3.358	3.358
**D	CALVERT VP EAFE INTERNATIONAL INDEX PORTFOLIO	0	20.836	20.836
**D	XTRACKER (IE) PUBLIC LIMITED COMPANY	0	660.022	660.022
**D	CAISSE DE DEPOT ET PLACEMENT DU QUEBEC	0	3.441.533	3.441.533
**D	AMERICAN BEACON INTERNATIONAL EQUITY FUND	0	2.228.055	2.228.055
**D	THE REGENTS OF THE UNIVERSITY OF CALIFORNIA	0	1.047.167	1.047.167
**D	EATON VANCE TAX-MANAGED GLOBAL BUY-WRITE OPPORTUNITIES	0	26.016	26.016
**D	FISHER INVESTMENTS INSTITUTIONAL FUNDS PLC	0	8.668	8.668
**D	PARAMETRIC INTERNATIONAL EQUITY FUND	0	237.831	237.831
**D	FUNDO DE SEGURANCA SOC GOV. DA REGIAO ADM. ESPECIAL DE	0	120.074	120.074
**D	PROFESSIONALS' GLOBAL EQUITY FUND	0	80.763	80.763
**D	EATON VANCE EQUITY HARVEST FUND LLC	0	2.481	2.481
**D	U.S. LEGACY INCOME COMMON TRUST FUND	0	4.248	4.248
**D	TAX - MANAGED INTERNATIONAL EQUITY PORTFOLIO	0	21.212	21.212
**D	MERCER GE INTERNATIONAL EQUITY FUND	0	71.309	71.309
**D	RUSSELL INVESTMENT COMPANY MULTIFACTOR INTERNATIONAL EQUITY	0	13.371	13.371
**D	PARTNERS HEALTHCARE MASTER TRUST FOR ERISA ASSETS	0	21.728	21.728
**D	HARTFORD MULTIFACTOR INTERNATIONAL FUND	0	995	995


LISTA ESITO DELLE VOTAZIONE

Oggetto: Nomina del Presidente del Consiglio di Amministrazione.

FAVOREVOLI

Badge	Regione Sociale	Proprio	Delega	Totale
**D	HEALTHONE	0	25.317	25.317
**D	TRANSAMERICA INTERNATIONAL STOCK	0	44.506	44.506
**D	TRANSAMERICA INTERNATIONAL EQUITY INDEX VP	0	9.338	9.338
**D	TANGERINE BALANCED INCOME PORTFOLIO	0	6.362	6.362
**D	TANGERINE BALANCED PORTFOLIO	0	41.685	41.685
**D	TANGERINE BALANCED GROWTH PORTFOLIO	0	39.901	39.901
**D	TANGERINE EQUITY GROWTH PORTFOLIO	0	45.002	45.002
**D	MASSMUTUAL SELECT T. ROME PRICE INTERNATIONAL EQUITY	0	194.194	194.194
**D	MM MSCI EAFE INTERNATIONAL INDEX FUND	0	41.342	41.342
**D	GMO RESOURCES FUND	0	143.288	143.288
**D	SPDR S+P GLOBAL NATURAL RESOURCES ETF	0	761.357	761.357
**D	J & J PENSION FUND OFF	0	184.335	184.335
**D	RUSSELL INVESTMENT COMPANY PLC	0	157.439	157.439
**D	JNL/ALLIANCEBERNSTEIN DYNAMIC ASSET ALLOCATION FUND	0	23.785	23.785
**D	JNL/MELLON CAPITAL EUROPEAN 30 FUND	0	203.137	203.137
**D	JNL/MELLON CAPITAL MSCI WORLD INDEX FUND	0	19.720	19.720
**D	PENSIONSKASSE JOHNSON & JOHNSON SCHWEIZ	0	127.137	127.137
**D	OPENWORLD PUBLIC LIMITED COMPANY	0	6.075	6.075
**D	RUSSELL INVESTMENTS INSTITUTIONAL FUNDS PLC	0	31.003	31.003
**D	MULTI-STYLE, MULTI-MANAGER FUNDS PLC	0	144.356	144.356
**D	STATE STREET GLOBAL ALL CAP EQUITY EX-US INDEX PORTFOLIO	0	231.320	231.320
**D	STATE STREET DISCIPLINED GLOBAL EQUITY PORTFOLIO	0	1.026	1.026
**D	STATE STREET INTERNATIONAL DEVELOPED EQUITY	0	643.355	643.355
**D	LOS ANGELES COUNTY EMPLOYEES RETIREMENT ASSOCIATION	0	714.130	714.130
**D	INTERNATIONALE KAPITALANLAGESELLSCHAFT MBH FOR DC	0	319.517	319.517
**D	SPDR PORTFOLIO MSCI GLOBAL STOCK MARKET ETF	0	10.510	10.510
**D	SPDR MSCI EAFE STRATEGICFACTORS ETF	0	25.385	25.385
**D	SPDR MSCI WORLD STRATEGICFACTORS ETF	0	1.064	1.064
**D	HARTFORD MULTIFACTOR DEVELOPED MARKETS	0	729.254	729.254
**D	HARTFORD MULTIFACTOR LOW VOLATILITY	0	1.353	1.353
**D	MARYLAND STATE RETIREMENT & PENSION SYSTEM	0	439.715	439.715
**D	RUSSELL INV MULTI-ASSET FACTOR EXPOSURE FUND	0	10.248	10.248
**D	ALLIANZ GLOBAL INVESTORS GMBH FOR ALLIANZ VERM. EUROPA	0	593.075	593.075
**D	THE PRUDENTIAL INSURANCE COMPANY OF AMERICA	0	201.800	201.800
**D	MDPIM INTERNATIONAL EQUITY INDEX POOL	0	114.920	114.920
**D	MSI FUNDS PLC	0	139.292	139.292
**D	MERCER QIF CCF	0	114.495	114.495
**D	MERCER GLOBAL EQUITY FUND	0	81.042	81.042
**D	GTAA PARTNER FUND I.P.	0	11.758	11.758
**D	MERCER QIF CCE	0	22.049	22.049
**D	MERCER QIF CCF	0	879.272	879.272
**D	MERCER UCITS COMMON CONTRACTUAL FUND	0	1.873	1.873
**D	MSI FUNDS PLC	0	162.971	162.971

84373/1584



Azionisti in delega:

84573/1585

LISTA ESITO DELLE VOTAZIONE

Oggetto: Nomina del Presidente del Consiglio di Amministrazione.

FAVOREVOLI

Badge	Ragione Sociale	Proprio	Delega	Totale
**D	BRIGHTHOUSE FUNDS TRUST I - PANAGORA GLOBAL DIV RISK	0	4.165	4.165
**D	RUSSELL COMMON CONTRACTUAL FUND	0	7.737	7.737
**D	NORTHROP GRUMMAN CORPORATION VEBIA MASTER TRUST I	0	6.230	6.230
**D	STATE OF NEW JERSEY COMMON PENSION FUND D	0	1.279.333	1.279.333
**D	ONTARIO TEACHERS PENSION PLAN BOARD	0	2.296.517	2.296.517
**D	NEW SHIPS, INC. PENSION MASTER TRUST	0	141.832	141.832
**D	BRANDES GLOBAL OPPORTUNITIES FUND	0	200.827	200.827
**D	COSMOPOLITAN INVESTMENT FUND	0	121.332	121.332
**D	FIDELITY INTERNATIONAL HIGH DIVIDEND INDEX ETF	0	82.802	82.802
**D	PIMCO FUNDS: GLOBAL INVESTORS SERIES PLC	0	11.297	11.297
**D	PIMCO FUNDS: GLOBAL INVESTORS SERIES PLC	0	19.595	19.595
**D	PIMCO FUNDS: GLOBAL INVESTORS SERIES PLC	0	96.006	96.006
**D	PIMCO FUNDS: GLOBAL INVESTORS SERIES PLC	0	1.607	1.607
**D	PIMCO FUNDS: GLOBAL INVESTORS SERIES PLC	0	298	298
**D	PRINCIPAL EX-TRADED FUNDS-PRINC INT MUL-FACT CORE INDEX ETF	0	2.496	2.496
**D	PACIFIC SELECT FUND -PD INTERNATIONAL LARGE-CAP PORTFOLIO	0	86.205	86.205
**D	PACIFIC SELECT FUND-INTERNATIONAL EQUITY INCOME PORTFOLIO	0	176.876	176.876
**D	ARROWSTREET (CANADA) INT DEV MARKET EX US ALPHA	0	15.775	15.775
**D	DWS INVESTMENT GMBH FOR DEAM-FONDS PPC GEQ	0	4.704	4.704
**D	DWS INVESTMENT GMBH FOR DEAM-FONDS BW GERMANY	0	8.525	8.525
**D	DWS INVESTMENT GMBH FOR DEAM FONDS BBRI	0	76.500	76.500
**D	DWS INVESTMENT GMBH FOR STIFTUNGSFONDS SVOP	0	9.404	9.404
**D	DWS INVESTMENT GMBH FOR STIFTUNGSFONDS SVC 1	0	7.986	7.986
**D	DWS INVESTMENT GMBH FOR DEAM-FONDS CPT	0	20.000	20.000
**D	PANAGORA DYNAMIC GLOBAL EQUITY (EX TOBACCO) FUND	0	21.340	21.340
**D	THRIVENT MODERATE ALLOCATION PORTFOLIO	0	19.161	19.161
**D	THRIVENT MODERATELY AGGRESSIVE ALLOCATION PORTFOLIO	0	5.493	5.493
**D	THRIVENT AGGRESSIVE ALLOCATION PORTFOLIO	0	2.118	2.118
**D	THRIVENT MODERATE ALLOCATION FUND	0	3.463	3.463
**D	THRIVENT MODERATELY AGGRESSIVE ALLOCATION FUND	0	6.740	6.740
**D	THRIVENT AGGRESSIVE ALLOCATION FUND	0	1.913	1.913
**D	THRIVENT PARTNER WORLDWIDE ALLOCATION FUND	0	48.880	48.880
**D	THRIVENT PARTNER WORLDWIDE ALLOCATION PORTFOLIO	0	89.634	89.634
**D	THRIVENT BALANCED INCOME PLUS FUND	0	8.617	8.617
**D	THRIVENT BALANCED INCOME PLUS PORTFOLIO	0	10.315	10.315
**D	THRIVENT GLOBAL STOCK FUND	0	124.904	124.904
**D	THRIVENT GLOBAL STOCK PORTFOLIO	0	72.971	72.971
**D	THRIVENT CORE INTERNATIONAL EQUITY FUND	0	171.504	171.504
**D	THRIVENT DIVERSIFIED INCOME PLUS FUND	0	13.721	13.721
**D	THRIVENT DIVERSIFIED INCOME PLUS PORTFOLIO	0	10.548	10.548
**D	THRIVENT INTERNATIONAL INDEX PORTFOLIO	0	4.246	4.246
**D	RUSSELL INVESTMENTS CANADIAN DIVIDEND POOL	0	21.685	21.685
**D	RUSSELL INVESTMENTS GLOBAL EQUITY POOL	0	167.969	167.969

LISTA ESITO DELLE VOTAZIONE

Oggetto: Nomina del Presidente del Consiglio di Amministrazione.

FAVOREVOLI

Badge	Ragione Sociale	Proprio	Delega	Totale
**D	RUSSELL INVESTMENTS OVERSEAS EQUITY POOL	0	92.848	92.848
**D	RUSSELL INVESTMENTS MULTI-FACTOR INTERNATIONAL EQUITY	0	1.179	1.179
**D	RUSSELL INVESTMENTS OVERSEAS EQUITY FUND	0	47.228	47.228
**D	GOV OF HM THE SULTAN AND YANG DI-PERTUAN OF BRUNEI DARUSSALAM	0	102.129	102.129
**D	BIMCOR OVERSEAS POOLED FUND	0	77.059	77.059
**D	ALBERTA INVESTMENT MANAGEMENT CORPORATION	0	424.100	424.100
**D	DESJARDINS DEVEL EX-USA EX-CANADA MULTIF - CONTROLLED VOL ETF	0	18.376	18.376
**D	BANK OF KOREA	0	80.250	80.250
**D	BANK OF KOREA	0	10.517	10.517
**D	STATE STREET IRELAND UNIT TRUST	0	254.197	254.197
**D	SSGA SPDR ETFs EUROPE I PUBLIC LIMITED COMPANY	0	255.313	255.313
**D	SSGA SPDR ETFs EUROPE II PUBLIC LIMITED COMPANY	0	1.529.998	1.529.998
**D	SIR DAVID TRENCH FUND FOR RECREATION	0	2.930	2.930
**D	CALIFORNIA PUBLIC EMPLOYEES RETIREMENT SYSTEM	0	4.174.700	4.174.700
**D	DELTASHARES S+P INTERNATIONAL MANAGED RISK ETF	0	6.170	6.170
**D	TEACHER RETIREMENT SYSTEM OF TEXAS	0	4.096.015	4.096.015
**D	DWS INVESTMENT GMBH FOR DEAM-FONDS PG EQ	0	53.488	53.488
**D	AXA INV MAN SCHWEIZ AG OBO AXA (CH) STRAT FD - GLOBAL EQ CHF	0	7.022	7.022
**D	PINEBRIDGE GLOBAL FUNDS	0	7.894	7.894
**D	DWS INVESTMENT GMBH FOR DEAM-FONDS GSK 1	0	32.004	32.004
**D	UNITED GLOBAL RESOURCES FUND	0	6.602	6.602
**D	UBS (IRL) ETF PLC	0	66.589	66.589
**D	SO CA UFCW UNIONS AND FOOD EMPLOYERS JOINT PENSION TRUST	0	238.262	238.262
**D	ALLIANZ GLOBAL INVESTORS GMBH FOR ALLIANZGI-FONDS VDS	0	16.911	16.911
**D	VANGUARD FTSE DEVELOPED EUROPE INDEX ETF	0	8.371	8.371
**D	VANECK VECTORS NATURAL RESOURCES ETF	0	21.215	21.215
**D	THE WELLINGTON TR COM NATIONAL ASS MULT COLLECT INV F	0	149.158	149.158
**D	THE WELLINGTON TR CO NAT ASS MULT C TR F TR, OPPORT EQ PTF	0	100.332	100.332
**D	WELLINGTON TR CO NAT ASS MULT COMM DIVER INFL HEDGED II	0	13.912	13.912
**D	THE WELLINGTON TR CO NAT ASS MULT COLLECTIVE INV F TRUST	0	147.355	147.355
**D	WELLINGTON TR CO NAT ASS MULT COMM TR FD TR GLB MAN RISK PORT	0	26.515	26.515
**D	WELLINGTON TST CO NAT ASS MUL COM TST FD TST CON VALUE INF	0	425.629	425.629
**D	WELLINGTON TST CO, NAT ASS MULT COMM T F T - INT CON VA PORT	0	898.872	898.872
**D	WISDOMTREE ISSUER PUBLIC LIMITED COMPANY	0	60.687	60.687
**D	DIVERSIFIED MARKETS (2010) POOLED FUND TRUST	0	8.915	8.915
**D	WASHINGTON STATE INVESTMENT BOARD	0	3.992.826	3.992.826
**D	WISDOMTREE DYNAMIC CURRENCY HEDGED INTRNL EQUITY FUND	0	77.796	77.796
**D	WISDOMTREE INTERNATIONAL HIGH DIVIDEND FUND	0	165.785	165.785
**D	WISDOMTREE INTERNATIONAL EQUITY FUND	0	255.569	255.569
**D	WISDOMTREE GLOBAL HIGH DIVIDEND FUND	0	17.970	17.970
**D	WISDOMTREE INTERNATIONAL DIVIDEND EX-	0	127.038	127.038
**D	WISDOMTREE INTERNATIONAL LARGCAP DIVIDEND	0	227.004	227.004
**D	NEW YORK STATE TEACHERS RETIREMENT SYSTEM	0	1.330.884	1.330.884

84573/1586



84573/1587

LISTA ESITO DELLE VOTAZIONE

Oggetto: Nomina del Presidente del Consiglio di Amministrazione.

FAVOREVOLI

Badge	Ragione Sociale	Proprio	Delega	Totale
**D	BMO CORPORATE CLASS INC.	0	99.821	99.821
**D	BMO MONTHLY INCOME FUND	0	92.996	92.996
**D	BMO GLOBAL EQUITY FUND	0	5.934	5.934
**D	BMO INTERNATIONAL EQUITY FUND	0	250.522	250.522
**D	BMO DIVERSIFIED INCOME PORTFOLIO	0	43.111	43.111
**D	PRUDENTIAL RETIREMENT INSURANCE AND ANNUITY COMPANY	0	80.000	80.000
**D	WELLINGTON MANAGEMENT FUNDS (IRELAND) PLC	0	13.419	13.419
**D	MANULIFE ASSET MANAGEMENT INTERNATIONAL EQUITY	0	101.221	101.221
**D	ZURICH INVEST ICAV	0	230.257	230.257
**D	SS BK AND TRUST COMPANY INV FUNDS FOR TAXEXEMPT	0	11.644.633	11.644.633
**D	RESOURCE STOCK INDEX COMMON TRUST FUND	0	194.710	194.710
**D	SSGA ACWI INTEGR ALPHA SELECT NON-LENDING QP COMMON	0	7.207	7.207
**D	SSGA S+P GIB LARGEMIDCAP NAT RES INDEX NON-LEND QP	0	372.923	372.923
**D	SSGA FTSE RAFI DEVELOPED 1000 INDEX NON-LENDING COMMON	0	56.343	56.343
**D	STATE STREET GLOBAL MANAGED VOL ALPHA NON-LENDING COM	0	97.581	97.581
**D	SS FTSE DEV COMPREHENSIVE FACTOR IND NON-	0	2.608	2.608
**D	STATE STREET RAFI DEVELOP EX-US INDEX NON-LENDING COMMON	0	11.063	11.063
**D	SSGA MSCI EUROPE SCREENED INDEX NON-LENDING COMMON	0	250.750	250.750
**D	MSCI EAFE PROV SCREENED INDEX NON - LENDING COMMON TR	0	55.383	55.383
**D	STATE STREET GLOBAL ADVISORS LUXEMBOURG SICAV	0	1.242.598	1.242.598
**D	DB X-TRACKERS	0	9.837.973	9.837.973
**D	DEUTSCHE AM MULTI ASSET PIR FUND	0	404.617	404.617
**D	DWS INVESTMENT S.A. FOR ZURICH GLOBAL EQUITY	0	9.827	9.827
**D	DWS INVESTMENT S.A. FOR ARERO - DER WELTFONDS	0	48.975	48.975
**D	MULTICOOPERATION SICAV	0	16.701	16.701
**D	UBS ETF	0	400.688	400.688
**D	UBS ETF	0	936.689	936.689
**D	UBS ETF	0	143.751	143.751
**D	UBS ETF	0	76.206	76.206
**D	UBS ETF	0	69.779	69.779
**D	UBS ETF	0	2.167	2.167
**D	UBS ETF	0	648	648
**D	UBS ETF	0	4.746	4.746
**D	UBS ETF	0	340	340
**D	UBS ETF	0	106.793	106.793
**D	UBS ETF	0	2.097	2.097
**D	SONOMA COUNTY EMPLOYEES RETIREMENT ASSOCIATION	0	121.643	121.643
**D	RUSSELL INVESTMENT COMPANY II PLC	0	28.311	28.311
**D	MFS VAR INSURANCE TRUST II-MFS GLOBAL TACTICAL ALLOCATION	0	102.602	102.602
**D	MFS RESEARCH INTERNATIONAL FUND	0	6.273.927	6.273.927
**D	MFS VARIABLE INSURANCE TRUST II - MFS RESEARCH INT	0	254.922	254.922
**D	IBM 401K PLUS PLAN	0	466.704	466.704
**D	OREGON PUBLIC EMPLOYEES RETIREMENT SYSTEM	0	1.149.059	1.149.059

LISTA ESITO DELLE VOTAZIONE

Oggetto: Nomina del Presidente del Consiglio di Amministrazione.

FAVOREVOLI

Badge	Ragione Sociale	Proprio	Delega	Totale
**D	RUSSELL TRUST CO COMMINGLED EMPLOYEE BENEFIT FUNDS TRUST	0	963.748	963.748
**D	SAN DIEGO CITY EMPLOYEES' RETIREMENT SYSTEM	0	370.361	370.361
**D	GENERAL CONFERENCE CORPORATION OF SEVENTH DAY	0	66.977	66.977
**D	COLLEGE RETIREMENT EQUITIES FUND	0	1.267.516	1.267.516
**D	TIIIA-CREF INTERNATIONAL EQUITY INDEX FUND	0	66.708	66.708
**D	BRIGHTHOUSE FUNDS TRUST I -MFS RESEARCH INTERNATIONAL PTF	0	2.491.248	2.491.248
**D	CONAGRA FOODS MASTER PENSION TRUST	0	981.425	981.425
**D	PACE INTERNATIONAL EQUITY INVESTMENTS	0	63.692	63.692
**D	RUSSELL INVESTMENT COMPANY - RUSSELL INTERN DEVELOPED MKT	0	553.173	553.173
**D	RUSSELL INVESTMENT COMPANY RUSSELL GLOBAL EQUITY FUND	0	685.274	685.274
**D	MERCY HEALTH	0	246.845	246.845
**D	BOSTON RETIREMENT SYSTEM	0	95.062	95.062
**D	VALIC COMPANY I - INTERNATIONAL EQUITIES INDEX FUND	0	126.320	126.320
**D	BRIGHTHOUSE FUNDS TRUST II - METLIFE MSCI EAFE INDEX PTF	0	209.546	209.546
**D	STATE OF MINNESOTA	0	181.060	181.060
**D	RUSSELL INVESTMENT FUNDS INTERNATIONAL DEVELOPED MARKETS	0	1.418.096	1.418.096
**D	ALAMEDA COUNTY EMPLOYEES' RETIREMENT ASSOCIATION	0	127.121	127.121
**D	MERCER NON-US CORE EQUITY FUND	0	550.558	550.558
**D	JOHN HAMCOCK LIFE AND HEALTH INSURANCE COMPANY	0	525.406	525.406
**D	MASSMUTUAL SELECT OVERSEAS FUND	0	136.070	136.070
**D	SPDR MSCI ACMI EX-US ETF	0	206.845	206.845
**D	SPDR S+P INTERNATIONAL DIVIDEND ETF	0	167.369	167.369
**D	SPDR PORTFOLIO DEVELOPED WORLD EX-US ETF	0	1.161.267	1.161.267
**D	MORGAN STANLEY INSTITUTIONAL FD TR - GLOBAL STRATEGIST PTF	0	907.818	907.818
**D	MORGAN STANLEY VAR INS FUND, INC. GLOBAL STRATEGIST PORTFOLIO	0	10.436	10.436
**D	SIONNA STRATEGIC INCOME FUND	0	1.280	1.280
**D	PACIFIC SELECT FUND INTERNATIONAL VALUE PORTFOLIO	0	42.263	42.263
**D	PACIFIC SELECT FUND INTERNATIONAL LARGE CAP PORTFOLIO	0	1.492.134	1.492.134
**D	WELLINGTON DIVERSIFIED INFLATION HEDGES FUND	0	800.049	800.049
**D	EMPLOYEES RETIREMENT SYSTEM OF THE CITY OF PROVIDENCE	0	137.740	137.740
**D	MERCY HEALTH RETIREMENT TRUST	0	80.156	80.156
**D	WELLINGTON TR CO NAT ASS COM TR F TR DIVERS INFLATION HDG PTF	0	47.671	47.671
**D	SPDR STOXX EUROPE 50 ETF	0	147.584	147.584
**D	SPDR DJ EURO STOXX 50 ETF	0	46.593	46.593
**D	COMMON TRUST ITALY FUND	0	1.605.475	1.605.475
**D	WORLD INDEX OLUS SECURITIES LENDING COMMON TRUST FUND	0	2.032.251	2.032.251
**D	NATWEST TR AND SER SERV LTD AS TRUSTEE O LF PRUD EURO QIS FD	0	11.963	11.963
**D	SPDR S&P WORLD EX AUSTRALIA FUND	0	411.983	411.983
**D	RUSSELL INVESTMENTS LOW CARBON GLOBAL SHARES FUND	0	6.549	6.549
**D	EMERGENCY SERVICES SUPERANNUATION SCHEME	0	25.246	25.246
**D	FIRST STATE SUPERANNUATION SCHEME	0	11.281	11.281
**D	FIRST STATE SUPERANNUATION SCHEME	0	414.013	414.013
**D	FIRST STATE SUPERANNUATION SCHEME	0	63.527	63.527

Azionisti in delega:

2.609

84573/1588

LISTA ESITO DELLE VOTAZIONE

Oggetto: Nomina del Presidente del Consiglio di Amministrazione.

FAVOREVOLI

Badge	Regione Sociale	Proprio	Delega	Totale
**D	MFS LOW VOLATILITY GLOBAL EQUITY TRUST	0	892	892
**D	PANAGORA DYNAMIC GLOBAL EQUITY FUND	0	37.525	37.525
**D	NGS SUPER	0	214.427	214.427
**D	INTERNATIONAL EQUITIES SECTOR TRUST	0	3.296	3.296
**D	SUNSUPER SUPERANNUATION FUND	0	206.471	206.471
**D	UBS IQ MSCI WORLD EX AUSTRALIA ETHICAL ETF	0	7.795	7.795
**D	UBS IQ MSCI EUROPE ETHICAL ETF	0	1.607	1.607
**D	RUSSELL INVESTMENTS INTERNATIONAL SHARES FUND	0	12.557	12.557
**D	STATE STREET INTERNATIONAL EQUITIES INDEX TRUST	0	82.790	82.790
**D	BLACKROCK AM SCHWEIZ AG OBO BIFS WORLD EX SWITZ EQ	0	55.875	55.875
**D	PEOPLE'S BANK OF CHINA	0	8.196.737	8.196.737
**D	FLOURISH INVESTMENT CORPORATION	0	696.363	696.363
**D	PEOPLE'S BANK OF CHINA	0	1.229.981	1.229.981
**D	THE TRUSTEES OF BP PENSION FUND	0	382.700	382.700
**D	THE TRUSTEES OF CONOCOPHILLIPS PENSION PLAN	0	38.751	38.751
**D	FAMILY INVESTMENTS CHILD TRUST FUND	0	70.338	70.338
**D	FAMILY INVESTMENTS GLOBAL ICVC FAMILY BALANCED INT FUND	0	45.855	45.855
**D	HSBC AS TRUSTEE FOR SSGA EUROPE EX UK EQUITY TRACKER FUND	0	2.335.856	2.335.856
**D	AMEC FOSTER WHEELER PENSION PLAN	0	187.856	187.856
**D	NATWEST TRU+DEP SERV LTD ATO ST. JAMES'S PL GL EQ UN TR	0	202.862	202.862
**D	MANAGED PENSION FUNDS LIMITED	0	1.532.342	1.532.342
**D	THE TRUSTEES OF JOHNSON & JOHNSON UK GROUP RETIREMENT	0	157.838	157.838
**D	OLD MUTUAL LIFE ASSURANCE COMPANY (SOUTH AFRICA) LIMITED	0	1.700	1.700
**D	THE TRUSTEES OF ELECTRONIC DATA SYSTEMS 1994 PENSION	0	5.874	5.874
**D	THE TRUSTEES OF ELECTRONIC DATA SYSTEMS LTD	0	22.477	22.477
**D	HBOS INTERNATIONAL INV FUNDS ICVC- EUROPEAN FUND	0	308.468	308.468
**D	HBOS INTERNATIONAL INV FUNDS ICVC- INTERNATIONAL	0	477.317	477.317
**D	BMO INVESTMENT FUNDS (UK) ICVC IV BMO GLOBAL EQUITY FUND	0	84.452	84.452
**D	THE TRUSTEES OF GOLDMAN SACHS UK RETIREMENT PLAN	0	8.770	8.770
**D	M+G INVESTMENT FUNDS (I)- M+G EUROPEAN INDEX	0	36.980	36.980
**D	M+G INVESTMENT FUNDS (I)- M+G EUROPEAN SELECT FUND	0	169.088	169.088
**D	THE TRUSTEES OF THE GE UK PENSION COMMON INVESTMENT	0	75.101	75.101
**D	NATIONAL TRUST FOR SCOTLAND	0	57.286	57.286
**D	THE TRUSTEES OF THE CARNEGIE TRUST FOR UNI OF SCOTLAND	0	208.566	208.566
**D	VANGUARD INV FDS ICVC-VANG FTSE DEV WOR LD EX - UK EQF IND	0	593.935	593.935
**D	VANGUARD INV F ICVC-VANGUARD FTSE DEV EUROPE EX-UK EQ INDEX	0	1.052.268	1.052.268
**D	VANGUARD INV FUNDS ICVC-VANGUARD FTSE GLOB ALL CAP IND FUND	0	23.719	23.719
**D	PUBLIC AUTHORITY FOR SOCIAL INSURANCE	0	19.740	19.740
**D	MGLI-MANAGER ICVC - MULTI-MANAGER UKEQUITY INCOME FUND	0	252.752	252.752
**D	SCOTTISH WIDOWS INV SOL F ICVC- FUNDAMENTAL INDEX	0	768.398	768.398
**D	INVESTEC FUNDS SERIES II GLOBAL ENERGY FUND	0	169.303	169.303
**D	INVESTEC FUNDS SERIES I - ENHANCED NATURAL RESOURCES FUND	0	72.693	72.693
**D	SCOTTISH WIDOWS OVERSEAS GROWTH INV F ICVC - EURO GROWTH	0	836.299	836.299

84573 / 1589

LISTA ESITO DELLE VOTAZIONI

Oggetto: Nomina del Presidente del Consiglio di Amministrazione.

FAVOREVOLI

Badge	Ragione Sociale	Proprio	Delega	Totale
**D	SCOTTISH WIDOWS OVERSEAS GROWTH INV FUNDS ICVC-GLOBAL	0	239.298	239.298
**D	SCOTTISH WIDOWS INV SOLUTIONS F ICVC- EUROPEAN (EX UK) EQ FD	0	509.847	509.847
**D	ARROWSTREET ACWI EX US ALPHA EXTENSION TRUST FUND V	0	184.173	184.173
**D	ARROWSTREET EAFE ALPHA EXTENSION TRUST FUND	0	92.312	92.312
**D	PINEBRIDGE GLOBAL DYNAMIC ASSET ALLOCATION FUND LLC	0	385	385
**D	MONETARY AUTHORITY OF SINGAPORE	0	1.160.013	1.160.013
**D	SPARINVEST GLOBAL VALUE	0	82.129	82.129
**D	MEDIOLANUM GESTIONE FONDI SGR - FLESSIBILE FUTURO ITALIA	0	5.000.000	5.000.000
**D	EPSILON SGR - EPSILON QVALUE	0	2.804	2.804
**D	EPSILON SGR - EPSILON FLESSIBILE AZIONI EURO FEBBRAIO 2021	0	1.080	1.080
**D	EPSILON SGR - EPSILON FLESSIBILE AZIONI EURO NOVEMBRE 2020	0	3.314	3.314
**D	EPSILON SGR - EPSILON FLESSIBILE AZIONI EURO SETTEMBRE 2020	0	4.515	4.515
**D	EPSILON SGR - EPSILON FLESSIBILE AZIONI EURO GIUGNO 2021	0	307	307
**D	EURIZON CAPITAL SGR - EURIZON TOP SELEC EQUILIBRIO DIC 2024	0	465	465
**D	EURIZON CAPITAL SGR - EURIZON MULTIASSET REDDITO MARZO 2022	0	8.739	8.739
**D	EURIZON CAPITAL SGR - EURIZON TOP SELECTION DICEMBRE 2023	0	36.360	36.360
**D	EURIZON CAPITAL SGR - EURIZON TOP SELEC EQUILIBRIO MAG 2024	0	17.741	17.741
**D	EURIZON CAPITAL SGR - EURIZON TOP SELEC PRUDENTE DIC 2023	0	7.057	7.057
**D	EURIZON CAPITAL SGR - EURIZON TOP SELECTION MAGGIO 2023	0	1.401	1.401
**D	EURIZON CAPITAL SGR - EURIZON TRAGUARDO 40 FEBBRAIO 2022	0	190.407	190.407
**D	EURIZON CAPITAL SGR - EURIZON TOP SELECTION MARZO 2023	0	63.066	63.066
**D	EURIZON CAPITAL SGR - EURIZON MULTIASSET REDDITO MARZO 2023	0	199.351	199.351
**D	EURIZON CAPITAL SGR - EURIZON GLOBAL MULTIASSET SEL SET 2022	0	44.915	44.915
**D	EURIZON CAPITAL SGR - EURIZON DISCIPLINA GLOBALE MARZO 2024	0	10.400	10.400
**D	EURIZON CAPITAL SGR - EURIZON MULTIASSET REDDITO OTT 2020	0	14.807	14.807
**D	EURIZON CAPITAL SGR - EURIZON TOP SELEC PRUDENTE MARZO 2024	0	17.205	17.205
**D	EURIZON CAPITAL SGR - EURIZON INCOME STRATEGY OTTOBRE 2024	0	2.965	2.965
**D	EURIZON CAPITAL SGR - EURIZON CEDOLA ATTIVA TOP GIUGNO 2023	0	190.253	190.253
**D	EURIZON CAPITAL SGR - EURIZON CEDOLA ATTIVA TOP APRILE 2023	0	97.404	97.404
**D	EURIZON CAPITAL SGR - EURIZON CEDOLA ATTIVA TOP APRILE 2021	0	30.913	30.913
**D	EURIZON CAPITAL SGR - EURIZON PROGETTO ITALIA 70	0	13.532	13.532
**D	EURIZON CAPITAL SGR - EURIZON MULTIASSET REDDITO NOV 2020	0	1.015.970	1.015.970
**D	EURIZON CAPITAL SGR - EURIZON MULTIASSET REDDITO LUGLIO 2022	0	26.939	26.939
**D	EURIZON CAPITAL SGR - EURIZON TOP STAR APRILE 2023	0	72.101	72.101
**D	EURIZON CAPITAL SGR - EURIZON TOP SELEC PRUDENTE GIU 2024	0	82.753	82.753
**D	EURIZON CAPITAL SGR - EURIZON DEFENSIVE TOP SELEC MAR 2025	0	2.714	2.714
**D	EURIZON CAPITAL SGR - EURIZON OPPORTUNITY SELECT LUGLIO 2023	0	1.697	1.697
**D	EURIZON CAPITAL SGR - EURIZON MULTIASSET REDDITO MAGGIO 2020	0	17.640	17.640
**D	EURIZON CAPITAL SGR - EURIZON TOP SELEC CRESCITA GIU 2024	0	30.653	30.653
**D	EURIZON CAPITAL SGR - EURIZON MULTIASSET REDDITO LUGLIO 2023	0	11.701	11.701
**D	EURIZON CAPITAL SGR - EURIZON DEFENSIVE TOP SELEC LUG 2024	0	26.480	26.480
**D	EURIZON CAPITAL SGR - EURIZON DEFENSIVE TOP SELEC OTT 2023	0	2.562	2.562
**D	EURIZON CAPITAL SGR - EURIZON DEFENSIVE TOP SELEC OTT 2023	0	3.787	3.787

84573/1590

LISTA ESITO DELLE VOTAZIONE.

Oggetto: Nomina del Presidente del Consiglio di Amministrazione.

FAVOREVOLI

Badge	Regione Sociale	Proprio	Delega	Totale
**D	EURIZON CAPITAL SGR - EURIZON MULTIASET REDDITO GIUGNO 2020	0	20.299	20.299
**D	EURIZON CAPITAL SGR - EURIZON DISCIPLINA ATTIVA DIC 2022	0	21.912	21.912
**D	EURIZON CAPITAL SGR - EURIZON MULTIASET VALUTARIO OTT 2023	0	50.047	50.047
**D	EURIZON CAPITAL SGR - EURIZON TOP SELEC CRESCITA SETT 2024	0	13.468	13.468
**D	EURIZON CAPITAL SGR - EURIZON AZIONI ITALIA	0	1.464.127	1.464.127
**D	EURIZON CAPITAL SGR - EURIZON TOP SELEC PRUDENTE DIC 2024	0	2.695	2.695
**D	EURIZON CAPITAL SGR - EURIZON CEDOLA ATTIVA TOP DIC 2020	0	6.047	6.047
**D	EURIZON CAPITAL SGR - EURIZON TOP SELEC EQUILIBRIO MAR 2024	0	9.636	9.636
**D	EURIZON CAPITAL SGR - EURIZON DISCIPLINA ATTIVA OTTOBRE 2021	0	52.500	52.500
**D	EURIZON CAPITAL SGR - EURIZON TOP SELEC CRESCITA DIC 2023	0	3.676	3.676
**D	EURIZON CAPITAL SGR - EURIZON TOP SELEC CRESCITA MAR 2025	0	8.560	8.560
**D	EURIZON CAPITAL SGR - EURIZON CEDOLA ATTIVA TOP OTTOBRE 2022	0	22.808	22.808
**D	EURIZON CAPITAL SGR - EURIZON TOP SELECTION DICEMBRE 2022	0	431.452	431.452
**D	EURIZON CAPITAL SGR - EURIZON CEDOLA ATTIVA TOP APRILE 2022	0	34.420	34.420
**D	EURIZON CAPITAL SGR - EURIZON MULTIASET REDDITO MAGGIO 2023	0	41.437	41.437
**D	EURIZON CAPITAL SGR - EURIZON CEDOLA ATTIVA TOP MAGGIO 2023	0	33.559	33.559
**D	EURIZON CAPITAL SGR - EURIZON MULTIASET VALUTARIO MAR 2024	0	31.530	31.530
**D	EURIZON CAPITAL SGR - EURIZON MULTIASET STRAT FLESS MAG 23	0	22.471	22.471
**D	EURIZON CAPITAL SGR - EURIZON DISCIPLINA ATTIVA MARZO 2022	0	26.505	26.505
**D	EURIZON CAPITAL SGR - EURIZON MULTIASET REDDITO MAGGIO 2021	0	9.593	9.593
**D	EURIZON CAPITAL SGR - EURIZON MULTIASET REDDITO MAGGIO 2022	0	43.205	43.205
**D	EURIZON CAPITAL SGR - EURIZON TOP SELECTION LUGLIO 2023	0	52.432	52.432
**D	EURIZON CAPITAL SGR - EURIZON MULTIASET VALUTARIO DIC 2024	0	37.846	37.846
**D	EURIZON CAPITAL SGR - EURIZON DEFENSIVE TOP SELEC DIC 2024	0	728	728
**D	EURIZON CAPITAL SGR - EURIZON MULTIASET REDDITO DIC 2019	0	8.276	8.276
**D	EURIZON CAPITAL SGR - EURIZON TOP SELEC PRUDENTE MARZO 2025	0	2.135	2.135
**D	EURIZON CAPITAL SGR - EURIZON CEDOLA ATTIVA TOP MAGGIO 2021	0	18.318	18.318
**D	EURIZON CAPITAL SGR - EURIZON TOP SELEC CRESCITA DIC 2024	0	12.525	12.525
**D	EURIZON CAPITAL SGR - EURIZON CEDOLA ATTIVA TOP MAGGIO 2020	0	5.223	5.223
**D	EURIZON CAPITAL SGR - EURIZON MULTIASET VALUTARIO OTT 2024	0	104.984	104.984
**D	EURIZON CAPITAL SGR - EURIZON MULTIASET STRAT FLESS OIT 23	0	17.201	17.201
**D	EURIZON CAPITAL SGR - EURIZON PROGETTO ITALIA 40	0	963.240	963.240
**D	EURIZON CAPITAL SGR - EURIZON DEFENSIVE TOP SELEC MAR 2024	0	5.540	5.540
**D	EURIZON CAPITAL SGR - EURIZON MULTIASET STRAT FLESS GIU 23	0	19.666	19.666
**D	EURIZON CAPITAL SGR - EURIZON DEFENSIVE TOP SELEC MAG 2024	0	1.836	1.836
**D	EURIZON CAPITAL SGR - EURIZON MULTIASET REDDITO DIC 2022	0	30.607	30.607
**D	EURIZON CAPITAL SGR - EURIZON DISCIPLINA GLOBALE MAGGIO 2024	0	3.612	3.612
**D	EURIZON CAPITAL SGR - EURIZON MULTIASET VALUTARIO DIC 2023	0	18.164	18.164
**D	EURIZON CAPITAL SGR - EURIZON MULTIASET REDDITO APRILE 2021	0	18.315	18.315
**D	EURIZON CAPITAL SGR - EURIZON MULTIASET REDDITO MAGGIO 2022	0	53.191	53.191
**D	EURIZON CAPITAL SGR - EURIZON DISCIPLINA ATTIVA GIUGNO 2022	0	21.140	21.140
**D	EURIZON CAPITAL SGR - EURIZON CEDOLA ATTIVA SETT 2022	0	54.636	54.636
**D	EURIZON CAPITAL SGR - EURIZON TOP SELEC EQUILIBRIO MAR 2025	0	9.643	9.643

84573/1592

LISTA ESITO DELLE VOTAZIONE

Oggetto: Nomina del Presidente del Consiglio di Amministrazione.

FAVOREVOLI

Badge	Ragione Sociale	Proprio	Delega	Totale
**D	EURIZON CAPITAL SGR - EURIZON TOP SELEC CRESCITA MAG 2024	0	8.793	8.793
**D	EURIZON CAPITAL SGR - EURIZON CEDOLA ATTIVA TOP OTTOBRE 2020	0	8.489	8.489
**D	EURIZON CAPITAL SGR - EURIZON MULTIASET REDDITO OTT 2022	0	85.205	85.205
**D	EURIZON CAPITAL SGR - EURIZON CEDOLA ATTIVA TOP GIUGNO 2020	0	3.753	3.753
**D	EURIZON CAPITAL SGR - EURIZON TOP SELEC EQUILIBRIO SETT 2024	0	13.979	13.979
**D	EURIZON CAPITAL SGR - EURIZON CEDOLA ATTIVA TOP NOV 2022	0	49.876	49.876
**D	EURIZON CAPITAL SGR - EURIZON DEFENSIVE TOP SELEC LUG 2023	0	7.246	7.246
**D	EURIZON CAPITAL SGR - EURIZON MULTIASET REDDITO OTT 2021	0	36.287	36.287
**D	EURIZON CAPITAL SGR - EURIZON DISCIPLINA ATTIVA DIC 2021	0	24.167	24.167
**D	EURIZON CAPITAL SGR - EURIZON TOP SELECTION GENNAIO 2023	0	69.977	69.977
**D	EURIZON CAPITAL SGR - EURIZON MULTIASET VALUTARIO LUG 2024	0	76.207	76.207
**D	EURIZON CAPITAL SGR - EURIZON MULTIASET VALUTARIO MAR 2025	0	66.652	66.652
**D	EURIZON CAPITAL SGR - EURIZON TOP SELECTION SETTEMBRE 2023	0	38.336	38.336
**D	EURIZON CAPITAL SGR - EURIZON DISCIPLINA ATTIVA LUGLIO 2022	0	42.188	42.188
**D	EURIZON CAPITAL SGR - EURIZON TOP SELEC EQUILIBRIO GIU 2024	0	11.438	11.438
**D	EURIZON CAPITAL SGR - EURIZON TOP SELEC CRESCITA MARZO 2024	0	6.260	6.260
**D	EURIZON CAPITAL SGR - EURIZON HIGH INCOME DICEMBRE 2021	0	85.552	85.552
**D	EURIZON CAPITAL SGR - EURIZON TOP SELEC PRUDENTE MAGGIO 2024	0	2.698	2.698
**D	EURIZON CAPITAL SGR - EURIZON TOP SELEC PRUDENTE SETT 2024	0	2.773	2.773
**D	EURIZON CAPITAL SGR - EURIZON INCOME MULTISTRATEGY MAR 2022	0	18.485	18.485
**D	EURIZON CAPITAL SGR - EURIZON CEDOLA ATTIVA TOP OTTOBRE 2023	0	176.091	176.091
**D	EURIZON CAPITAL SGR - EURIZON MULTIASET REDDITO GIUGNO 2021	0	37.232	37.232
**D	EURIZON CAPITAL SGR - EURIZON MULTIASET VALUTARIO MAG 2024	0	33.826	33.826
**D	EURIZON CAPITAL SGR - EURIZON DEFENSIVE TOP SELEC DIC 2023	0	567	567
**D	EURIZON CAPITAL SGR - EURIZON CEDOLA ATTIVA TOP LUGLIO 2020	0	2.637	2.637
**D	EURIZON CAPITAL SGR - EURIZON MULTIASET REDDITO OTT 2023	0	8.191	8.191
**D	EURIZON CAPITAL SGR - EURIZON PIR ITALIA AZIONI	0	124.080	124.080
**D	EURIZON CAPITAL SGR - EURIZON DEFENSIVE TOP SELEC OTT 2024	0	2.187	2.187
**D	EURIZON CAPITAL SGR - EURIZON CEDOLA ATTIVA TOP MAGGIO 2022	0	39.701	39.701
**D	EURIZON CAPITAL SGR - EURIZON CEDOLA ATTIVA TOP LUGLIO 2021	0	21.620	21.620
**D	EURIZON CAPITAL SGR - EURIZON TOP SELEC CRESCITA MAG 2025	0	1.945	1.945
**D	EURIZON CAPITAL SGR - EURIZON MULTIASET REDDITO APRILE 2020	0	25.324	25.324
**D	EURIZON CAPITAL SGR - EURIZON TOP SELEC PRUDENTE MAG 2025	0	492	492
**D	EURIZON CAPITAL SGR - EURIZON CEDOLA ATTIVA TOP OTTOBRE 2021	0	9.673	9.673
**D	EURIZON CAPITAL SGR - EURIZON MULTIASET REDDITO DIC 2021	0	32.188	32.188
**D	EURIZON CAPITAL SGR - EURIZON CEDOLA ATTIVA TOP DIC 2021	0	10.856	10.856
**D	EURIZON CAPITAL SGR - EURIZON TOP SELEC EQUILIBRIO MAG 2025	0	2.306	2.306
**D	STG PEDS CORP-EXPRESS MANDAT ALLIANCE CAPITA	0	15.894	15.894
**D	STICHTING PENSIOENFONDS PGB UBS- MSCI EUROPE EQUITY PASSIVE	0	1.186.807	1.186.807
**D	STICHTING PENSIOENFONDS PGB UBS- GLOBAL EQUAL WEIGHTED EQUITY	0	72.557	72.557
**D	STICHTING TELAERAF PENSIOENFONDS 1959	0	19.834	19.834
**D	STICHTING BEDRIJFSPENSIOENFONDSVOOR DE LANDBOUW MANDRAAT BLACKRO	0	217.733	217.733
**D	ONDERLINGE LEVENSVZERKERING MAATSCHAPPIJ 'S-GRAVENHAGE UA	0	186.000	186.000

84573/1503

LISTA ESITO DELLE VOTAZIONE

Oggetto: Nomina del Presidente del Consiglio di Amministrazione.

FAVOREVOLI

Badge	Ragione Sociale	Proprio	Delega	Totale
**D	STG PFDS ACHMEA MANDANT BLACKROCK	0	127.797	127.797
**D	STICHTING PENSIOENFONDS PGB	0	100.620	100.620
**D	STICHTING PENSIOENFONDS WOMEN	0	63.737	63.737
**D	THE CANADA LIFE ASSURANCE COMPANY	0	4	4
**D	THE CANADA LIFE ASSURANCE COMPANY	0	1	1
**D	CO-OPERATIVE SUPERANNUATION SOCIETY PENSION PLAN	0	1	1
**D	THE GREAT-WEST LIFE ASSURANCE COMPANY	0	136.915	136.915
**D	THE GREAT-WEST LIFE ASSURANCE COMPANY	0	8.674	8.674
**D	COUNSEL DEFENSIVE GLOBAL EQUITY	0	2.085	2.085
**D	COUNSEL GLOBAL LOW VOLATILITY EQU	0	66.421	66.421
**D	IPC MULTI-FACTOR INTERNATIONAL EQUITY	0	11.984	11.984
**D	INVESTORS LOW VOLATILITY GLOBAL EQUITY FUND	0	907.115	907.115
**D	IPROFILE INTERNATIONAL EQUITY POOL	0	526.492	526.492
**D	IDUE LOCAL 793 MEMBERS PENSION BENEFIT TRUST OF ONTARIO	0	1	1
**D	LONDON LIFE INSURANCE COMPANY	0	1	1
**D	LONDON LIFE INSURANCE COMPANY	0	1	1
**D	LONDON LIFE INSURANCE COMPANY	0	1	1
**D	LONDON LIFE INSURANCE COMPANY	0	1	1
**D	LONDON LIFE INSURANCE COMPANY	0	1	1
**D	LONDON LIFE INSURANCE COMPANY	0	1	1
**D	LEITH WHEELER INTERNATIONAL EQUITY PLUS FUND	0	60.797	60.797
**D	GLOBAL ALL CAP EQUITY FUND (SETANTA)	0	11.289	11.289
**D	GLOBAL LOW VOLATILITY FUND (ILIM)	0	2.520	2.520
**D	GROWTH AND INCOME FUND (GWLIM)	0	2.821	2.821
**D	LONDON LIFE PATHWAYS INTERNATIONAL EQUITY FUND	0	6.796	6.796
**D	GLOBAL DIVIDEND CLASS (SETANTA)	0	167.816	167.816
**D	GROWTH AND INCOME CLASS (GWLIM)	0	22.986	22.986
**D	GLOBAL DIVIDEND FUND (SETANTA)	0	158.588	158.588
**D	GLOBAL EQUITY CLASS (SETANTA)	0	49.988	49.988
**D	MCLEAN & PARTNERS PRIVATE INTERNATIONAL EQUITY	0	228.000	228.000
**D	PURPOSE INTERNATIONAL DIVIDEND FUND	0	111.336	111.336
**D	PURPOSE FUND CORP	0	15.549	15.549
**D	RESOLUTE FOREIGN EQUITY MASTER TRUST FUND	0	558.599	558.599
**D	PIER 21 GLOBAL EQUITY POOL (SETANTA PIER 21 GLOBAL EQUITY POOL)	0	110.823	110.823
**D	PIER 21 BAFE EQUITY POOL (SETANTA A)	0	31.100	31.100
**D	T. ROME PRICE INTL CONCENTRATEDEQUITY POOL	0	2.637	2.637
**D	TD EMERALD INTERNATIONAL EQUITYINDEX FUND	0	1	1
**D	TD INTERNATIONAL INDEX FUND	0	1	1
**D	TD EUROPEAN INDEX FUND	0	1	1
**D	TD INTERNATIONAL EQUITY INDEX ETF	0	1	1
**D	TD SYSTEMATIC INTERNATIONAL EQUITY LOW VOLATILITY ETF	0	1	1
**D	TD Q GLOBAL DIVIDEND ETF	0	1	1
**D	IMPERIAL INTERNATIONAL EQUITY POOL	0	104.284	104.284

LISTA ESITO DELLE VOTAZIONE

Oggetto: Nomina del Presidente del Consiglio di Amministrazione.

FAVOREVOLI

Badge	Ragione Sociale	Proprio	Delega	Totale
**D	FIRST ASSET MORNINGSTAR INTERNATIONAL VALUE INDEX ETF	0	131.292	131.292
**D	WINDWISE MSCI EAFE INDEX NON-LENDING, FUND FOR EXEMPT ORG.	0	121.868	121.868
**D	BMO PRIVATE INTERNATIONAL EQUITY PORTFOLIO	0	772.364	772.364
**D	CIBC INTERNATIONAL INDEX FUND	0	1	1
**D	CIBC EUROPEAN INDEX FUND	0	15.725	15.725
**D	CIBC POOLED INTERNATIONAL EQUITY INDEX FUND	0	12.831	12.831
**D	ALLIANZ GLOBAL INVESTORS FUND	0	858.498	858.498
**D	ALLIANZ SUISSE - STRATEGY FUND	0	5.553	5.553
**D	METALLENTE FONDS PORTFOLIO	0	57.696	57.696
**D	AZ EURO INVESTMENTS S.A.	0	451.289	451.289
**D	RP RENDITE PLUS	0	12.128	12.128
**D	AXA WORLD FUNDS	0	125.263	125.263
**D	BLACKROCK GLOBAL INDEX FUNDS	0	8.552	8.552
**D	INDEXIQ	0	125.256	125.256
**D	MFS MERIDIAN FUNDS	0	1.748.842	1.748.842
**D	MFS INVESTMENT FUNDS	0	898.557	898.557
**D	INVESTEC GLOBAL STRATEGY FUND	0	1.215.994	1.215.994
**D	ISHARES MSCI EAFE INTERNATIONAL INDEX FUND	0	1.073.957	1.073.957
**D	ISHARES MSCI ACWI ETF	0	556.940	556.940
**D	ISHARES MSCI ACWI EX US ETF	0	439.950	439.950
**D	ISHARES GLOBAL ENERGY ETF	0	1.421.213	1.421.213
**D	ISHARES MSCI EUROZONE ETF	0	2.366.924	2.366.924
**D	ISHARES EUROPE ETF	0	423.798	423.798
**D	ISHARES MSCI EAFE VALUE ETF	0	9.360.438	9.360.438
**D	ISHARES MSCI KOKUSAI ETF	0	2.077.171	2.077.171
**D	ISHARES MSCI ITALY ETF	0	8.778	8.778
**D	ISHARES INTERNATIONAL SELECT DIVIDEND ETF	0	1.403.261	1.403.261
**D	ISHARES CORE MSCI EUROPE ETF	0	5.426.024	5.426.024
**D	ISHARES EDGE MSCI MIN VOL EUROPE ETF	0	884.441	884.441
**D	ISHARES EDGE MSCI INTL VALUE FACTOR ETF	0	3.466	3.466
**D	ISHARES EDGE MSCI INTL SIZE FACTOR ETF	0	143.113	143.113
**D	ISHARES ESG MSCI EAFE ETF	0	572	572
**D	ISHARES MSCI GLOBAL ENERGY PRODUCERS ETF	0	495.389	495.389
**D	ISHARES MSCI WORLD ETF	0	71.360	71.360
**D	ISHARES CORE MSCI EAFE ETF	0	48.255	48.255
**D	ISHARES CORE MSCI TOTAL INTERNATIONAL STOCK ETF	0	10.981.295	10.981.295
**D	ISHARES CORE MSCI INTERNATIONAL DEVELOPED MARKETS ETF	0	2.050.848	2.050.848
**D	ISHARES CORE MSCI EAFE IMI INDEX ETF	0	406.520	406.520
**D	ISHARES MSCI-EUROPE IMI INDEX ETF	0	434.660	434.660
**D	ISHARES ESG-MSCI-EAFE INDEX ETF	0	48.179	48.179
**D	ISHARES INTERNATIONAL FUNDAMENTAL INDEX ETF	0	3.190	3.190
**D	ISHARES GLOBAL MONTHLY DIVIDEND INDEX ETF (CAD-HEDGED)	0	42.781	42.781
**D		0	48.990	48.990

84373/1594



LISTA ESITO DELLE VOTAZIONE

Oggetto: Nomina del Presidente del Consiglio di Amministrazione.

FAVOREVOLI

Badge	Ragione Sociale	Proprio	Delega	Totale
**D	CONNECTICUT GENERAL LIFE INSURANCE COMPANY	0	6.036	6.036
**D	TOTAL INTERNATIONAL EX U.S. INDEX MASTER PORTFOLIO OF MASTER INV	0	129.285	129.285
**D	ARROWSTREET INTERNATIONAL EQUITY EAFE TRUST FUND	0	159.007	159.007
**D	ARROWSTREET INTERNATIONAL EQUITY ACWI EX US TRUST FUND	0	915.726	915.726
**D	UNITED TECHNOLOGIES CORPORATION EMPLOYEE SAVINGS PLAN MASTER TRU	0	285.167	285.167
**D	BEAR CREEK INC.	0	7.851	7.851
**D	COMMONFUND DIRECT SERIES LLC - CF TROME PRICE EUROPEAN EQUITY SE	0	504.840	504.840
**D	CITY UNIVERSITY OF NEW YORK	0	3.394	3.394
**D	XTRACKERS (IE) PUBLIC LIMITED COMPANY	0	245.078	245.078
**D	MICROSOFT CORPORATION SAVINGS PLUS 401(K) PLAN	0	377.967	377.967
**D	MFS INTERNATIONAL EQUITY FUND II	0	827.691	827.691
**D	MFS INTERNATIONAL EQUITY FUND	0	266.564	266.564
**D	MFS GLOBAL EQUITY VALUE FUND	0	163.544	163.544
**D	VEG SELECT	0	100.989	100.989
**D	FEDEX CORPORATION EMPLOYEES PENSION TRUST	0	120.123	120.123
**D	FRANKLIN TEMPLETON ETF TRUST - FRANKLIN FTSE EUROPE ETF	0	65.250	65.250
**D	FRANKLIN TEMPLETON ETF TRUST - FRANKLIN FTSE ITALY ETF	0	23.241	23.241
**D	FRANKLIN FTSE EUROPE EX U.K. INDEX ETF	0	34.521	34.521
**D	FRANKLIN TEMPLETON ETF TRUST - FRANKLIN FTSE EUROPE HEDGED ETF	0	1.283	1.283
**D	FRANKLIN TEMPLETON ETF TRUST - FRANKLIN LIBERTY SYSTEMATIC STYLE P	0	13.980	13.980
**D	FRANKLIN TEMPLETON ETF TRUST - FRANKLIN LIBERTY SYSTEMATIC STYLE P	0	29.912	29.912
**D	HAND COMPOSITE EMPLOYEE BENEFIT TRUST	0	3.994	3.994
**D	PIMCO BALANCED INCOME FUND (CANADA)	0	5.977	5.977
**D	HARTFORD MULTI-ASSET INCOME FUND	0	142.761	142.761
**D	HARTFORD INTERNATIONAL EQUITY FUND	0	1.849.170	1.849.170
**D	THE HARTFORD INTERNATIONAL VALUE FUND	0	111.035	111.035
**D	THE HARTFORD GLOBAL REAL ASSET FUND	0	116.434	116.434
**D	ROCHE U.S. RETIREMENT PLANS MASTER TRUST	0	47.304	47.304
**D	KATSER FOUNDATION HEALTH PLAN INC RETIREE HEALTH AND WELFARE PLA	0	11.372	11.372
**D	FIRST CHURCH OF CHRIST SCIENTIST	0	360	360
**D	JANUS CAPITAL MANAGEMENT LLC	0	1.694	1.694
**D	INTECH GLOBAL ALL COUNTRY ENHANCED INDEX FUND LLC	0	69.019	69.019
**D	SUNAMERICA EQUITY FUNDS AIG INTERNATIONAL DIVIDEND STRATEGY FUND	0	26.033	26.033
**D	SUNAMERICA SPECIALTY SERIES AIG INCOME EXPLORER FUND	0	9.207	9.207
**D	SEASONS SERIES TRUST SA PUTNAM ASSET ALLOCATION DIVERSIFIED GROW	0	3.338	3.338
**D	SUNAMERICA SERIES TRUST SA JPM DIVERSIFIED BALANCED PORTFOLIO	0	20.019	20.019
**D	SEASONS SERIES TRUST SA MULTI-MANAGED INTERNATIONAL EQUITY PORTF	0	1.769	1.769
**D	SUNAMERICA SERIES TRUST SA BLACKROCK VCP GLOBAL MULTI ASSET PORT	0	5.525	5.525
**D	SUNAMERICA SERIES TRUST - SA SCHROEDERS VCP GLOBAL ALLOCATION PORT	0	83.596	83.596
**D	SUNAMERICA SERIES TRUST - SA INTERNATIONAL INDEX PORTFOLIO	0	547.648	547.648
**D	SUNAMERICA SERIES TRUST SA TEMPLETON FOREIGN VALUE PORTFOLIO	0	276.898	276.898
**D	KP INTERNATIONAL EQUITY FUND	0	22.366	22.366
**D	CAYMAN ISLANDS CHAMBER OF COMMERCE PENSION FUND	0	34.560	34.560
**D	COUNTY OF LOS ANGELES DEFERRED COMPENSATION AND THRIFT PLAN	0		

84573 1595

LISTA ESITO DELLE VOTAZIONE

Oggetto: Nomina del Presidente del Consiglio di Amministrazione.

FAVOREVOLI

Badge	Ragione Sociale	Proprio	Delega	Totale
**D	LVIP MONDRIAN INTERNATIONAL VALUE FUND	0	1.741.130	1.741.130
**D	LVIP SSGA INTERNATIONAL INDEX FUND	0	596.325	596.325
**D	COUNTY OF LOS ANGELES SAVINGS PLAND THRIFT PLAN	0	127.277	127.277
**D	RHUMBLINE INTERNATIONAL POOLED INDEX TRUST	0	46.485	46.485
**D	ALLIANCEBERNSTEIN INTERNATIONAL ALL-COUNTRY PASSIVE SERIES	0	6.133	6.133
**D	TALCOTT RESOLUTION LIFE INSURANCE COMPANY	0	20.230	20.230
**D	NEW YORK STATE DEFERRED COMPENSATION PLAN	0	45.595	45.595
**D	NORTHWESTERN MUTUAL SERIES FUND, INC. - INTERNATIONAL EQUITY FOR	0	1.246.735	1.246.735
**D	NORTHWESTERN MUTUAL SERIES FUND, INC. - RESEARCH INTERNATIONAL C	0	445.100	445.100
**D	CITY OF NEW YORK GROUP TRUST	0	13.000	13.000
**D	CITY OF NEW YORK GROUP TRUST	0	15.000	15.000
**D	CITY OF NEW YORK GROUP TRUST	0	7.329	7.329
**D	CITY OF NEW YORK GROUP TRUST	0	9.679	9.679
**D	CITY OF NEW YORK GROUP TRUST	0	21.590	21.590
**D	CITY OF NEW YORK GROUP TRUST	0	14.329	14.329
**D	CITY OF NEW YORK GROUP TRUST	0	25.450	25.450
**D	CITY OF NEW YORK GROUP TRUST	0	21.060	21.060
**D	CITY OF NEW YORK GROUP TRUST	0	24.470	24.470
**D	CITY OF NEW YORK GROUP TRUST	0	337.158	337.158
**D	CITY OF NEW YORK GROUP TRUST	0	291.955	291.955
**D	CITY OF NEW YORK GROUP TRUST	0	261.740	261.740
**D	CITY OF NEW YORK GROUP TRUST	0	21.930	21.930
**D	FIDELITY COVINGTON TRUST: FIDELITY INFL VALUE FACTOR ETF	0	6.571	6.571
**D	FIDELITY COVINGTON TRUST: FIDELITY TARGETED INTL FACTOR ETF	0	773	773
**D	PIMCO RAE INTERNATIONAL FUND LLC	0	239.284	239.284
**D	PIMCO EQUITY SERIES: PIMCO DIVIDEND AND INCOME FUND	0	55.718	55.718
**D	PIMCO EQUITY SERIES: PIMCO RAE INTERNATIONAL FUND	0	401.268	401.268
**D	PRINCIPAL DIVERSIFIED REAL ASSET CIF	0	70.820	70.820
**D	ARROWSTREET (CANADA) INTERNATIONAL DEVELOPED MARKET EX US FUND I	0	40.707	40.707
**D	PUTNAM WORLD TRUST	0	4.026	4.026
**D	PES:PIMCO RAFI DYNAMIC MULTI-FACTOR INTERNATIONAL EQUITY ETF	0	4.420	4.420
**D	ALASKA COMMON TRUST FUND	0	110.211	110.211
**D	RUSSELL INVESTMENTS INSTITUTIONAL FUNDS, LLC INTERNATIONAL EQUIT	0	7.605	7.605
**D	RUSSELL INVESTMENTS INSTITUTIONAL FUNDS, LLC GLOBAL EQUITY PLUS	0	433	433
**D	INTERNATIONAL PUBLIC EQUITY, LLC	0	81.402	81.402
**D	SSGA MSCYACNI EX-USA INDEX NON-LENDING DAILY TRUST	0	57.097	57.097
**D	SERVICES GROUP OF AMERICA INC	0	660	660
**D	HARTFORD SCHROEDERS INTERNATIONAL MULTI-CAP VALUE FUND	0	898.301	898.301
**D	STERNA/TEMPLETON INTERNATIONAL EQUITY TRUST	0	38.530	38.530
**D	WILMINGTON TRUST COLLECTIVE INVESTMENT TRUST	0	1.046.567	1.046.567
**D	ROMAN CATHOLIC BISHOP OF SPRINGFIELD A CORPORATION SOLE	0	1.746	1.746
**D	TEMPLETON INTERNATIONAL EQUITY FUND	0	887.233	887.233
**D	TENNESSEE CONSOLIDATED RETIREMENT SYSTEM	0	2.271.144	2.271.144

84573/1596

LISTA ESITO DELLE VOTAZIONI

Oggetto: Nomina del Presidente del Consiglio di Amministrazione.

FAVOREVOLI

Badge	Regione Sociale	Proprio	Delega	Totale
**D	VANGUARD FTSE DEVELOPED EUROPE ALL CAP INDEX ETF	0	36.025	36.025
**D	VANGUARD FTSE DEVELOPED ALL CAP EX NORTH AMERICA INDEX ETF	0	161.093	161.093
**D	VANGUARD DEVELOPED ALL-CAP EX NORTH AMERICA EQUITY INDEX POOLED	0	13.641	13.641
**D	VANGUARD GLOBAL VALUE FACTOR ETF	0	1.651	1.651
**D	VANGUARD FTSE DEVELOPED EX NORTH AMERICA HIGH DIVIDEND YIELD IND	0	4.218	4.218
**D	WELLS FARGO BK DECL OF TRUST ESTABL INVEST FUNDS EMPLOYEE BEN TR	0	88.114	88.114
**D	WELLINGTON COMPOUND GROWTH, L.P.	0	13.891	13.891
**D	WILMINGTON TRUST COLLECTIVE INVESTMENT TRUST	0	273.089	273.089
**D	VANGUARD ENERGY FUND	0	195.191	195.191
**D	VANGUARD ENERGY FUND	0	1.556.280	1.556.280
**D	VANGUARD TOTAL WORLD STOCK INDEX FUND	0	907.518	907.518
**D	VANGUARD DEVELOPED MARKETS INDEX FUND	0	16.096.177	16.096.177
**D	HC CAPITAL TRUST- THE INSTITUTIONAL INTERNATIONAL EQUITY PORTFOL	0	210.749	210.749
**D	HC CAPITAL TRUST - THE ESG GROWTH PORTFOLIO	0	6.471	6.471
**D	HC CAPITAL TRUST- THE CATHOLIC SRI GROWTH PORTFOLIO	0	3.820	3.820
**D	ARKWRIGHT, LLC	0	11.841	11.841
**D	INTERNATIONAL MONETARY FUND	0	156.511	156.511
**D	PUTNAM VARIABLE TRUST - PUTNAM VT GLOBAL ASSET ALLOCATION FUND	0	4.148	4.148
**D	PUTNAM DYNAMIC ASSET ALLOCATION GROWTH FUND	0	104.565	104.565
**D	PUTNAM DYNAMIC ASSET ALLOCATION BALANCED FUND	0	68.741	68.741
**D	PUTNAM DYNAMIC ASSET ALLOCATION CONSERVATIVE FUND	0	22.190	22.190
**D	PUTNAM TOTAL RETURN TRUST	0	6.360	6.360
**D	PUTNAM RETIREMENT ADVANTAGE GAA GROWTH PORTFOLIO	0	67.787	67.787
**D	PUTNAM RETIREMENT ADVANTAGE GAA BALANCE PORTFOLIO	0	39.007	39.007
**D	PUTNAM RETIREMENT ADVANTAGE GAA CONSERVATIVE PORTFOLIO	0	11.034	11.034
**D	PUTNAM RETIREMENT ADVANTAGE GAA INCOME STRATEGIES PORTFOLIO	0	11.186	11.186
**D	PUTNAM RETIREMENT ADVANTAGE GAA EQUITY PORTFOLIO	0	22.292	22.292
**D	PUTNAM TOTAL RETURN FUND, LLC	0	4.583	4.583
**D	THE STATE OF NEVADA	0	8.971	8.971
**D	PUTNAM DYNAMIC ASSET ALLOCATION EQUITY FUND	0	2.331	2.331
**D	THORNBURG INVESTMENT INCOME BUILDER FUND	0	4.060.252	4.060.252
**D	CANADA PENSION PLAN INVESTMENT BOARD	0	10	10
**D	ALLIANZ AZIONI EUROPA	0	229.250	229.250
**D	ALLIANZ AZIONI ITALIA ALL STARS	0	950.000	950.000
**D	ALLIANZ ITALIA 50 SPECIAL	0	25.000	25.000
2	AW. GARIO TREVISAN RAPPRESENTANTE DESIGNATO IN QUALITA' DI DELEGATO E SUBDELEGATO AI SENSI DELL'ART. 135-NOVIES TUF	0	0	0
**D	CASSA DEPOSITI E PRESTITI S.P.A.	0	936.179.478	936.179.478
**D	MINISTERO DELL'ECONOMIA E DELLE FINANZE	0	157.552.137	157.552.137
**D	ASS.NE CASSA NAZ. DI PREVIDENZA E ASS.ZA FAV. RAGIONIERI E PERITI COMMERCIALI	0	971.965	971.965
**D	CASSA NAZIONALE DEI RAGIONIERI	0	7.796	7.796
**D	HC RENTE	0	23.656	23.656
**D	SIEMENS DC BALANCED SIEMENS FONDS INVEST GMBH	0	14.393	14.393

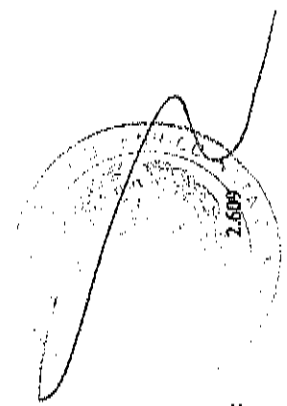
LISTA ESITO DELLE VOTAZIONE

Oggetto: Nomina del Presidente del Consiglio di Amministrazione.

FAVOREVOLI

Badge	Regione Sociale	Proprio	Delega	Totale
**D 3	SIEMENS-FONDS SIEMENS-RENTE SIEMENS FONDS INVEST GMBH AVV. DARIO TREVISAN RAPPRESENTANTE DESIGNATO IN QUALITA' DI DELEGATO AI SENSI DELL'ART. 135-UNDECIES TUF	0	490.721 0	490.721 0
**D	FONDAZIONE CASSA DI RISPARMIO DI MODENA	0	3.018.798	3.018.798
**D	CASSA NAZ. PREV. E ASS. INGEGNERI ARCH.L	0	12.687.050	12.687.050
Totale voti				
Percentuale votandi %				
Percentuale Capitale %				

84573/1598



Azionisti in delega:

LISTA ESITO DELLE VOTAZIONE

Oggetto: Nomina del Presidente del Consiglio di Amministrazione.

CONTRARI

Badge	Regione Sociale	Proprio	Delega	Totale
1	AVV. DARIO TREVISAN RAPPRESENTANTE DESIGNATO IN QUALITA' DI DELEGATO AI SENSI DELL'ART. 135-NOVIES TUF	0	0	0
**D	ROYAL LONDON GROUP PENSION SCHEME	0	38.621	38.621
**D	LOUISIANA STATE ERS MONDRIAN LG CAP	0	433.004	433.004
**D	LOUISIANA STATE ERS MSCI EXUS INDEX	0	137.602	137.602
**D	CITIBANK NEW YORK A.D.R. DEPT	0	19.668	19.668
**D	CITIBANK NEW YORK A.D.R. DEPT	0	3.734	3.734
**D	CITIBANK NEW YORK A.D.R. DEPT	0	8.948	8.948
**D	CITIBANK NEW YORK A.D.R. DEPT	0	3.922	3.922
**D	CITIBANK NEW YORK A.D.R. DEPT	0	24.842	24.842
**D	CALIFORNIA STATE TEACHERS RETIREMENT SYSTEM	0	7.719.115	7.719.115
**D	REGIME DE RETRAITE DE L'UNIVERSITE DE MONTREAL	0	328.154	328.154
2	AVV. DARIO TREVISAN RAPPRESENTANTE DESIGNATO IN QUALITA' DI DELEGATO E SUBDELEGATO AI SENSI DELL'ART. 135-NOVIES TUF	0	0	0
***	SONNESSA ALFREDO	0	1	1
***	TELESCA FRANCESCO SAVERIO	0	1	1
**D	FONDAZIONE FIRANZA ETICA	0	80	80
***	BAVA MARCO GEREMIA CARLO	0	1	1
***	ROSANIA ELMAN	0	2	2
**D	COM ARIA PULITA BAS ONLUS	0	1	1
**D	LIBERIAMO LA BASILICATA	0	1	1

Totale voti 8.717.697
 Percentuale votanti % 0,423521
 Percentuale Capitale % 0,239880

84573/1599

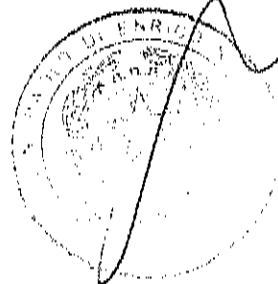
LISTA ESITO DELLE VOTAZIONI

Oggetto: Nomina del Presidente del Consiglio di Amministrazione.

ASTENUTI

Badge	Ragione Sociale	Proprio	Delega	Totale
1	AVV. DARIO TREVISAN RAPPRESENTANTE DESIGNATO IN QUALITA' DI DELEGATO AI SENSI DELL'ART. 135-NOVIES TUF	0	0	0
**D	HSBC GLOBAL POWER RESOURCES EQUITY FUND	0	59.397	59.397
**D	CITIBANK NEW YORK A.D.R. DEPT	0	18.378	18.378
**D	CITIBANK NEW YORK A.D.R. DEPT	0	43.760	43.760
**D	CITIBANK NEW YORK A.D.R. DEPT	0	66.702	66.702
**D	CITIBANK NEW YORK A.D.R. DEPT	0	17.272	17.272
**D	CITIBANK NEW YORK A.D.R. DEPT	0	3.762	3.762
**D	CITIBANK NEW YORK A.D.R. DEPT	0	15.214	15.214
**D	CITIBANK NEW YORK A.D.R. DEPT	0	5.328	5.328
**D	CITIBANK NEW YORK A.D.R. DEPT	0	3.270	3.270
**D	CHALLENGE FUNDS - CHALLENGE ITALIAN EQUITY	0	452	452
**D	ERIKA GLAZER	0	289.608	289.608
**D	CHALLENGE PROVIDENT FUND 2	0	700.000	700.000
**D	CHALLENGE PROVIDENT FUND 1	0	11.200	11.200
**D	MEDIO M STANLEY GBL SLTN 1 -CASH	0	45.219	45.219
**D	CHALLENGE ENERGY FUND 2	0	429.775	429.775
**D	CATHOLIC ENDOWMENT FUND, LP	0	111.150	111.150
**D	OHIO NATIONAL FUND, INC.- ON INTERNATIONAL EQUITY PORTFOLIO	0	37.202	37.202
3	AVV. DARIO TREVISAN RAPPRESENTANTE DESIGNATO IN QUALITA' DI DELEGATO AI SENSI DELL'ART. 135-UNDECIES TUF	0	9.258	9.258
**D	FONDAZIONE ENPAM	0	1.517	1.517
		0	18.252.116	18.252.116

Totale voti 20.120.580
 Percentuale votanti % 0,977494
 Percentuale Capitale % 0,553648



Azionisti in delega: 20

LISTA ESITO DELLE VOTAZIONE

Oggetto: Nomina del Presidente del Consiglio di Amministrazione.

84573/1601

NON VOTANTI

Badge	Ragione Sociale	Proprio	Delega	Totale
Totale voti	0			
Percentuale votanti %	0,000000			
Percentuale Capitale %	0,000000			

LISTA ESITO DELLE VOTAZIONE

Oggetto: Nomina del Presidente del Consiglio di Amministrazione.

VOTI ESCLUSI DAL QUORUM Deliberativo

Badge	Ragione Sociale	Proprio	Delega	Totale
1	AVV. DARIO TREVISAN RAPPRESENTANTE DESIGNATO IN QUALITA' DI DELEGATO AI SENSI DELL'ART. 135-NOVIES TUF	0	0	0
**D	BANCOPOSTA AZIONARIO EUR	0	268.371	268.371
**D	GIE ALLEANZA OBBLIGAZIONARIO	0	389.084	389.084
**D	BP AZION FLESSIBILE	0	62.816	62.816
**D	BANCOPOSTA GLOBAL EQUITY LTE BANCOPOSTA	0	3.589	3.589
**D	GENERALI INVESTMENTS SICAV	0	16.565	16.565
**D	GENERALI SMART FUNDS SICAV	0	120.198	120.198
**D	KAIROS INTERNATIONAL SICAV - ITALIA	0	500.000	500.000
**D	KAIROS INTERNATIONAL SICAV EUROPAESG	0	12.000	12.000
**D	KAIROS INTERNATIONAL SICAV - TARGET ITALY ALPHA	0	26.000	26.000
**D	POSTE INVESTO SOSTENIBILE BANCOPOSTA FON	0	9.598	9.598
**D	BP ORIZZONTE REDDITO	0	56.314	56.314
**D	GENERALI MULTIPORFOLIO SOLUTIONS SICAV	0	214.477	214.477
**D	GENERALI INVESTMENTS SICAV	0	673.935	673.935
**D	INTERFUND SICAV INTERFUND EQUITY ITALY	0	119.000	119.000
**D	FIDEURAM ASSET MANAGEMENT (IRELAND) FONDITALIA EQUITY ITALY	0	2.623.000	2.623.000
**D	PRAMERICA SICAV	0	1.500.000	1.500.000
**D	FIDEURAM INVESTIMENTI SGR - FIDEURAM ITALIA	0	113.000	113.000
**D	FIDEURAM INVESTIMENTI SGR - PIANO AZIONI ITALIA	0	1.798.000	1.798.000
**D	FIDEURAM INVESTIMENTI SGR - PIANO BILANCIATO ITALIA 50	0	390.000	390.000
**D	FIDEURAM INVESTIMENTI SGR - PIANO BILANCIATO ITALIA 30	0	31.000	31.000
**D	EIS - FLEXIBLE EQUITY STRATEGY 2	0	414.860	414.860
**D	EIS - EURO EQUITY INSURANCE CAPITAL LIGHT	0	174.914	174.914
**D	EUF - EURO EQUITY INSURANCE CAPITAL LIGHT	0	115.663	115.663
**D	EUF - CONSERVATIVE ALLOCATION	0	1.831	1.831
**D	ISE - VALORE CEDOLA GLOBALE - 09/2015	0	281.295	281.295
**D	EUF - ITALIAN EQUITY OPPORTUNITIES	0	4.055.820	4.055.820
**D	EUF - AZIONI STRATEGIA FLESSIBILE	0	680.000	680.000
**D	EUF - ACTIVE ALLOCATION	0	1.397	1.397
**D	ISE - DYNAMIC INCOME MULTITRENDER - 01/2016	0	138.001	138.001
**D	EUF - EQUITY EURO LITE	0	3.148	3.148
**D	ISE - VALORE CEDOLA GLOBALE - 04/2015	0	10.739	10.739
**D	EUF - FLEXIBLE EUROPE STRATEGY	0	62.364	62.364
**D	EUF - EQUITY EURO LITE	0	1.559	1.559
**D	ISE - GLOBAL DYNAMIC MULTITRENDER - 06/2015	0	86.318	86.318
**D	EUF - EQUITY ITALY SMART VOLATILITY	0	1.856	1.856
**D	ISE - VALORE CEDOLA GLOBALE - 07/2015	0		

Totale voti

Percentuale Delegati %

Percentuale Capitale %

14.986.712
0,726624
0,411556

Azionisti in delega: 35

84573/1602

LISTA ESITO DELLE VOTAZIONE

Oggetto: Nomina del Presidente del Consiglio di Amministrazione.

VOTI ESCLUSI DAL QUORUM Deliberativo

Badge	Ragione Sociale	Proprio	Delega	Totale
-------	-----------------	---------	--------	--------

84573/1663

Assemblea Ordinaria del 13 maggio 2020ALLEGATO " Q "
ROGITO 23955ESITO VOTAZIONE

Oggetto : Determinazione del compenso del Presidente del Consiglio di Amministrazione e degli Amministratori.

Hanno partecipato alla votazione:

- n° 2.646 azionisti,

portatori di n° 2.058.384.879 azioni ordinarie, tutte ammesse al voto,

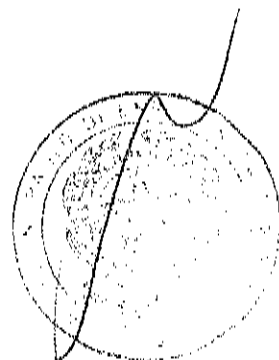
pari al 56,639513% del capitale sociale.

Hanno votato:

	Voti	% su Azioni Ordinarie che hanno espresso il voto
Favorevoli	2.054.424.613	99,807603
Contrari	1.958.114	0,095129
SubTotale	<u>2.056.382.727</u>	99,902732
Astenuti	<u>2.002.152</u>	0,097268
Totale	<u>2.058.384.879</u>	100,000000
(Non Votanti)	14.956.712	

F.to MARCEGAGLIA EMMA

F.to PAOLO CASTELLINI - Notaio



LISTA ESITO DELLE VOTAZIONE

Oggetto: Determinazione del compenso del Presidente del Consiglio di Amministrazione e degli Amministratori.

FAVOREVOLI


Badge	Ragione Sociale	Proprio	Delega	Totale
1	AVV. DARIO TREVISAN RAPPRESENTANTE DESIGNATO IN QUALITA' DI DELEGATO AI SENSI DELL'ART. 135-NOVIES TUF	0	0	0
**D	ARCA FONDI SGR - FONDO ARCA AZIONI ITALIA	0	1.780.000	1.780.000
**D	ARCA FONDI SGR - FONDO ARCA ECONOMIA REALE BILANCIATO ITALIA 55	0	150.000	150.000
**D	FRANKLIN TEMPLETON INVESTMENT FUNDS	0	671.477	671.477
**D	MORGAN STANLEY INVESTMENT FUNDS	0	17.117	17.117
**D	AVIVA INVESTORS	0	41.920	41.920
**D	T. ROME PRICE FUNDS SICAV	0	3.688	3.688
**D	T. ROME PRICE FUNDS SICAV	0	61	61
**D	T. ROME PRICE FUNDS SICAV	0	2.293	2.293
**D	T. ROME PRICE FUNDS SICAV	0	187.472	187.472
**D	T. ROME PRICE FUNDS SICAV	0	115.027	115.027
**D	T. ROME PRICE FUNDS SICAV	0	10.311	10.311
**D	T. ROME PRICE FUNDS SICAV	0	117.778	117.778
**D	ARK LIFE ASSURANCE COMPANY LIMITED	0	1.397.882	1.397.882
**D	BLACKROCK INDEX SELECTION FUND	0	1.349	1.349
**D	BLACKROCK FUNDS I ICAV	0	68.927	68.927
**D	SCHRODER ALTERNATIVE SOLUTIONS	0	163.935	163.935
**D	JPMORGAN INVESTMENT FUNDS	0	13.357.247	13.357.247
**D	SCHRODER INTERNATIONAL SELECTION FUND	0	1.533	1.533
**D	JPMORGAN FUNDS (IRELAND) ICAV	0	35.711	35.711
**D	DKB EUROPA FONDS BAYERNINVEST LUXEMBOURG	0	21.450	21.450
**D	BAYERNINVEST KVG MBH	0	30.058	30.058
**D	BAYERNINVEST KAPITALVERWALTUNGSGESELLSCHAFT	0	34.063	34.063
**D	ZURICH COMPANHIA SEGUROS SA	0	1.798.783	1.798.783
**D	UNIVERSAL INVEST SICAV	0	14.346	14.346
**D	BAYERNINVEST KAPITALVERWALTUNGSGESELLSCHAFT MBH	0	170.000	170.000
**D	II SICAV INSTITUTIONELLE DE DROIT BELGE	0	201.040	201.040
**D	DPAM CAPITAL B	0	102.290	102.290
**D	DPAM DBI-ROTD B	0	1.026.439	1.026.439
**D	CREDIT SUISSE INDEX FUND (LUX) - CSIF (LUX) EQUITY EMU	0	899.111	899.111
**D	CREDIT SUISSE INDEX FUND (LUX) - CSIF (LUX) EQUITY EMU BLUE	0	11.759	11.759
**D	CREDIT SUISSE INDEX FUND (LUX) - CSIF (LUX) EQUITY EURO STOXX MULTI PREMIA	0	2.211	2.211
**D	CS INDEX FUND (LUX) - CSIF (LUX) EQUITY WORLD FACTOR MIX	0	3.075	3.075
**D	CREDIT SUISSE INDEX FUND (LUX) - CSIF (LUX) EQUITY WORLD MINIMUM VOLATILITY	0	6.000	6.000
**D	CSIF2 CS (LUX) PORTFOLIO FUND GLOBAL YIELD USD	0	11.394	11.394
**D	FINREON WORLD EQUITY MULTI PREMIA DEFENSIVE (PENSION) CREDIT SUISSE FUNDS AG	0	146.515	146.515
**D	PK CSG WORLD EQUITY CREDIT SUISSE FUNDS AG	0	20.153	20.153
**D	CSIF (CH) I II EQUITY WORLD EX CH VALUE WEIGHTED - PENSTON FUND CREDIT SUISSE FUNDS AG	0	569.798	569.798
**D	AXA VORSORGE FONDS II - EQUITIES GLOBAL MARKETS CREDIT SUISSE FUNDS AG	0	26.109	26.109
**D	BALOISE FUND INVEST 2 (CH)-IF AKTIEN WELT EX SCHWEIZ CREDIT SUISSE FUNDS AG	0	15.256	15.256
**D	FINREON WORLD INVEST ISOPRO (PENSION) CREDIT SUISSE FUNDS AG	0	26.910	26.910
**D	AXA VORSORGE FONDS - EQUITIES GLOBAL MARKETS III CREDIT SUISSE FUNDS AG	0	86.025	86.025
**D	CSIF (CH) I II EQUITY WORLD EX CH MINIMUM VOLATILITY - PF CREDIT SUISSE FUNDS AG	0		

LISTA ESITO DELLE VOTAZIONE

Objetto: Determinazione del compenso del Presidente del Consiglio di Amministrazione e degli Amministratori.
FAVOREVOLA

Badge	Ragione Sociale	Proprio	Delega	Totale
**D	CREDIT SUISSE FUNDS AG	0	28.627	28.627
**D	BALOISE FUND INVEST (CH)-AKTIEN WELT EX SCHWEIZ PASSIV CREDIT SUISSE FUNDS AG	0	6.081	6.081
**D	CSIF (CH) EQUITY EMU CREDIT SUISSE FUNDS AG	0	398.265	398.265
**D	AXA VORSORGE FONDS II - EQUITIES GLOBAL MARKETS PASSIVE CREDIT SUISSE FUNDS AG	0	233.907	233.907
**D	PROFOND UMBRELLA - AKTIEN AUSLAND MINIMUM VOLATILITY CREDIT SUISSE FUNDS AG	0	32.008	32.008
**D	CREDIT SUISSE INVESTMENT FUNDS 2 - CREDIT SUISSE (LUX) PORTFOLIO FUND GLOBAL BALANCED USD	0	20.000	20.000
**D	CSIF 4 - CREDIT SUISSE (LUX) GLOBAL HIGH INCOME FUND USD	0	20.000	20.000
**D	HELABA INVEST KAPITALANLAGEGESELLSCHAFT	0	18.492	18.492
**D	BERNISCHE PENSIONSKASSE	0	360.197	360.197
**D	EHP ADVANTAGE INTERNATIONAL ALTERNATIVE FUND	0	2.000	2.000
**D	SCHWAB INTERNATIONAL INDEX FUND	0	1.130.070	1.130.070
**D	THE MASTER TRUST BANK OF JAPAN LTD	0	11.400	11.400
**B	JAPAN TRUSTEE SERVICES BANK LTD	0	18.265	18.265
**D	JAPAN TRUSTEE SERVICES BANK LTD	0	5.525	5.525
**D	FIDELITY FUNDS SICAV	0	178.807	178.807
**D	FIDELITY POC VALUE UNCONSTRAINED	0	206	206
**D	MF PICTET MULTI ASSET FUND	0	42.228	42.228
**D	JAPAN TRUSTEE SERVICES BANK LTD	0	36.061	36.061
**D	THE MASTER TRUST BANK OF JAPAN LTD	0	11.052	11.052
**D	THE MASTER TRUST BANK OF JAPAN LTD	0	41.709	41.709
**D	JAPAN TRUSTEE SERVICES BANK LTD	0	13.499	13.499
**D	FIDELITY SAL ST FIDELITY GLOBAL EX US IN	0	653.184	653.184
**D	VANGUARD FUNDS PLC	0	1.930.729	1.930.729
**D	SCHWAB FUNDAMENTAL INTER LARGE COMP IN F	0	502.648	502.648
**D	FISHER INVESTMENTS ALL FOREIGN EQ COLL FD	0	9.697	9.697
**D	FISHER INVESTMENTS FOREIGN EQUITY COLL F	0	147.671	147.671
**D	SEI INSTITUT MANAGED TRUS MULTI AS ACC F	0	26.389	26.389
**D	VANGUARD INVESTMENT SERIES PLC	0	1.288.894	1.288.894
**D	VANGUARD INVESTMENT SERIES PLC	0	1.125.981	1.125.981
**D	VANGUARD INVESTMENT SERIES PLC	0	113.021	113.021
**D	VANGUARD INVESTMENT SERIES PLC	0	82.395	82.395
**D	FIDELITY SALEM STR F FID TOTAL INT IND F	0	628.982	628.982
**D	THE MASTER TRUST BANK OF JAPAN LTD	0	14.978	14.978
**D	THE MASTER TRUST BANK OF JAPAN LTD	0	163.980	163.980
**D	DEVELOPED INTERNATIONAL EQUITY SELECT ETF	0	435.837	435.837
**D	MONDRIAN INT.EQ.COLLECTIVE.INV.TRUST	0	59.440	59.440
**D	FID SAL STR TRU: FID-S&I INT VAL IND FUN	0	4.927	4.927
**D	FIDELITY HELIX II ICAV	0	3.651	3.651
**D	VARIABLE-INSURANCE PRODUCTS FUND II: INTERNATIONAL INDEX PORTFOLIO	0	632.665	632.665
**D	FIDELITY SALEM STREET TRUST: FIDELITY ZERO INTERNATIONAL INDEX FUND	0	938.562	938.562
**D	FIDELITY CONCORD STREET TRUST: FIDELITY SERIES INTERNATIONAL INDEX FUND	0	10.068	10.068
**D	SIX CIRCLES INTERNAT UNCONSTRAIN EQ FUND	0	22.310	22.310
**D		0	1.201.942	1.201.942

84573/1606



LISTA ESITO DELLE VOTAZIONE

Oggetto: Determinazione del compenso del Presidente del Consiglio di Amministrazione e degli Amministratori.
FAVOREVOLI

Badge	Ragione Sociale	Proprio	Delega	Totale
**D	SIX CIRCLES MANAGED EQUITY PORTFOLIO INTERNATIONAL UNCONSTRAINED FUND	0	525.502	525.502
**D	SIX CIRCLES MANAGED EQUITY POR	0	58.290	58.290
**D	THE MASTER TRUST BANK OF JAPAN LTD	0	2.579	2.579
**D	THE MASTER TRUST BANK OF JAPAN LTD	0	4.589	4.589
**D	LACM WORLD EQ BVDRN	0	871	871
**D	LACM WORLD EQ DEFE	0	104	104
**D	THE MASTER TRUST BANK OF JAPAN LTD	0	109.254	109.254
**D	EUROPEAN EQUITY FUND OF KOKUSAI TRUST INTERTRUST TRUSTEES	0	18.379	18.379
**D	FISHER INVEST ALL WORLD EQ COLLECTIVE FD	0	453.005	453.005
**D	GLOBAL X SCIENTIFIC BETA EUROPE ETF	0	577	577
**D	THE MASTER TRUST BANK OF JAPAN LTD	0	231.204	231.204
**D	FIRST TRUST RIVERFRONT DYNAMIC EUROPE ET	0	22.297	22.297
**D	FIRST TRUST RIVERFRONT DYN DEV INT EFF	0	74.089	74.089
**D	MONDRIAN ALL COUN WORLD EX US EQ CO IN T	0	533.654	533.654
**D	MONDRIAN INTERNATIONAL EQUITY FUND	0	994.657	994.657
**D	ZURICH INSURANCE COMPANY LTD	0	12.563	12.563
**D	ZURICH INVESTMENTS LIFE S.P.A.	0	450.789	450.789
**D	HI MASTER VB FONDS	0	191.000	191.000
**D	BAYVK G2 FONDS	0	274.544	274.544
**D	SAEV MASTERFONDS INKA	0	111.383	111.383
**D	HI MANPT FONDS	0	132.037	132.037
**D	SIVE	0	40.225	40.225
**D	HL-KABL-FONDS	0	413.000	413.000
**D	HI PRML DIVIDENDE PLUS FONDS	0	1.001.105	1.001.105
**D	HI-AXEL SPRINGER MASTER FONDS	0	19.518	19.518
**D	UNIVERSAL-OCO	0	67.950	67.950
**D	BI FINANZFONDS	0	22.315	22.315
**D	ALLIANZGI FONDS APNIESA	0	78.335	78.335
**D	ALLIANZGI FONDS FEV	0	7.296	7.296
**D	ALLIANZ GI FONDS RANW II	0	50.000	50.000
**D	BAYVK A4 FONDS	0	50.585	50.585
**D	ALLIANZGI FONDS GANO 2	0	7.522	7.522
**D	ALLIANZGI FONDS PFD	0	1.976	1.976
**D	ALLIANZGI FONDS REINVEST	0	2.966	2.966
**D	ALLIANZGI FONDS WERT	0	3.500	3.500
**D	ALLIANZGI FONDS UGF	0	7.000	7.000
**D	ALLIANZGI FONDS DPF OILLINGER PENSIONSF0	0	19.249	19.249
**D	ALLIANZGI FONDS GANO	0	1.294	1.294
**D	ALLIANZGI FONDS FIB	0	40.000	40.000
**D	ALLIANZGI FONDS AVP	0	1.948	1.948
**D	DBI FONDS EBB	0	10.560	10.560
**D	ALLIANZGI FONDS TOB	0	7.930	7.930
**D	ALLIANZGI FONDS GDP	0	8.000	8.000

84578/1607

LISTA ESITO DELLE VOTAZIONE

Oggetto: Determinazione del compenso del Presidente del Consiglio di Amministrazione e degli Amministratori.
FAVOREVOLI

Badge	Ragione Sociale	Proprio	Delega	Totale
**D	ALLIANZGI FONDS NICO	0	1.854	1.854
**D	ALLIANZGI FONDS MAV	0	6.317	6.317
**D	ALLIANZGI FONDS PGD	0	10.842	10.842
**D	ALLIANZGI FONDS DONHILL	0	6.520	6.520
**D	ALLIANZGI FONDS VSEW	0	30.025	30.025
**D	ALLIANZGI FONDS SIV	0	3.702	3.702
**D	SUEME COFONDS	0	25.000	25.000
**D	ALLIANZGI FONDS PFI	0	9.887	9.887
**D	HFZH COFONDS	0	10.000	10.000
**D	ALLIANZGI FONDS PTVZ	0	95.751	95.751
**D	ALLIANZGI FONDS AFE	0	60.699	60.699
**D	ALLIANZGI FONDS PF2	0	98.899	98.899
**D	ALLIANZGI FONDS SVKK	0	2.474	2.474
**D	KREBSHILFE 2 FONDS	0	4.210	4.210
**D	ALLIANZGI FONDS CAESAR	0	7.820	7.820
**D	AKA EURO DIVIDEND D	0	6.400	6.400
**D	HI R MASTER FONDS	0	8.718	8.718
**D	HI NSMPT BAP FONDS	0	4.524	4.524
**D	ALLIANZGI FONDS DPWS	0	8.135	8.135
**D	MASTERFONDS BANETHUS	0	76.134	76.134
**D	HI BGRM AR MASTERFONDS	0	47.767	47.767
**D	ALLIANZGI FONDS OB PENSION	0	18.822	18.822
**D	SDK K3 FONDS	0	4.080	4.080
**D	BORDE-UI-FONDS	0	111.077	111.077
**D	ZURICH INSURANCE PLC	0	61.429	61.429
**D	ZURICH VIDA COMP DE SEGUROS Y REASEG SA	0	13.982	13.982
**D	BNP PARIBAS FUND	0	530.830	530.830
**D	GA FUND L	0	7.662	7.662
**D	BNP PARIBAS A FUND	0	7.415	7.415
**D	BNP PARIBAS EASY	0	338.864	338.864
**D	FONDAZIONE ROMA SIF	0	11.757	11.757
**D	BNP PARIBAS FUNDS	0	43.196	43.196
**D	JANUS HEND INSTIT EUROP INDEX OPP FUND	0	20.805	20.805
**D	AMERICAN HEART ASSOCIATION INC	0	8.462	8.462
**D	CARILLON CLARIVEST INTERNATIONAL STOCK F	0	4.982	4.982
**D	CATHOLIC COMMUNITY FOUNDATION OF MINNESO	0	3.745	3.745
**D	GUIDEMARK WORLD-EX- US FUND	0	26.279	26.279
**D	VIDENT-INTERNATIONAL EQUITY FUND	0	94.557	94.557
**D	PACIFIC GLOBAL INTERNATIONALEQUITY INCOM	0	9.177	9.177
**D	BPCJ DPF BEVER CITEBK RH PD SERV JERSEY	0	2.091	2.091
**D	STANDARD LIFE WEALTH INTERNATIONAL LTD	0	1.500	1.500
**D	BPCB DPF ECCLESTON G	0	36.203	36.203
**D	BRAM (INTERNATIONAL) LIMITED	0	15.200	15.200

84573/1608

LISTA ESITO DELLE VOTAZIONE

Oggetto: Determinazione del compenso del Presidente del Consiglio di Amministrazione e degli Amministratori.
FAVOREVOLI

Badge	Ragione Sociale	Proprio	Delega	Totale
**D	BROOKS MACDONALD ASSET MANAGEMENT	0	2.308	2.308
**D	ENHANCED INDEX INTERNATIONAL SHARE FUND	0	239.334	239.334
**D	AUSTRALIAN CATHOLIC SUPERAN RETIREM FUND	0	36.420	36.420
**D	AMP CAP UNHEDGED GL SHS MULTI MAX FUND	0	43.129	43.129
**D	AMP INTERNATIONAL EQUITY INDEX FUND HEDG	0	299.268	299.268
**D	IPAC SPEC INV STR INT SHARESTRATEGY NO 1	0	6.853	6.853
**D	UNISUPER	0	22.135	22.135
**D	AMP CAPITAL GLOBAL QUALITY FUND	0	30.020	30.020
**D	WHOLESALE UNIT TRU MSCI GLOB IND SHAR FU	0	13.910	13.910
**D	STRATEGIC INTERNATIONAL EQUITY FUND	0	80.979	80.979
**D	WHOLESALE INTERNATIONAL CORE EQUITIES	0	14.343	14.343
**D	MERCER UNHEDGED OVERSEAS SHARES TRUST	0	11.448	11.448
**D	BNZ WHOLESALE INTERN EQUITIES INDEX FUND	0	32.824	32.824
**D	LEMBAGA TABUNG AMANAH PEKERJA	0	31.622	31.622
**D	BDF-FONDS E ACT. EUROP.	0	48.718	48.718
**D	FCPE BDF FONDS S SOLIDAIRE	0	10.244	10.244
**D	FCPE HORIZON EP. ACTION	0	25.509	25.509
**D	IA MONDIALE	0	1.170.000	1.170.000
**D	FCP CANGEST VALEURS EURO	0	381.370	381.370
**D	INDEP ACTIONS CROISSANCE	0	309.000	309.000
**D	CALCIUM QUANT	0	82.594	82.594
**D	SODIUM 1	0	235.514	235.514
**D	FCP BNP PARIBAS DEEP VALUE	0	500.167	500.167
**D	AMPLI MUTUELLE	0	17.400	17.400
**D	GINJER ACTIFS 360	0	644.800	644.800
**D	ARABELLE INVESTISSEMENTS	0	4.600	4.600
**D	FCP BNPP ACTION MONDE	0	10.803	10.803
**D	AXA INDICE EURO	0	188.200	188.200
**D	AXA OR E MATIERES PREMIERES	0	102.335	102.335
**D	AXA AA DIVERSFIE INDICIEL 1	0	213.400	213.400
**D	FCP FCE INVEST EURO	0	602.729	602.729
**D	FCP FRANCE INVEST. INTER	0	195.358	195.358
**D	AVIVA PATRIMOINE	0	29.519	29.519
**D	AVIVA DIVERSIFIE	0	5.323	5.323
**D	FCP ALM ACTIONS EURO	0	984.023	984.023
**D	FCP AVIVA INVESTORS SELECTION	0	27.140	27.140
**D	FCP AVIVA INVESTORS CONVICTION	0	252.423	252.423
**D	FCP AVIVA INVESTORS VALORISATION	0	153.453	153.453
**D	FCP AFER ACTIONS EURO	0	1.302.705	1.302.705
**D	FCP AVIVA PERFORMANCE	0	8.268	8.268
**D	FCP AVIVA ACTIONS EURO	0	137.595	137.595
**D	FCP AFER ACTIONS MONDE	0	141.801	141.801
**D	FCP AVIVA STRUCTURE INDEX 3	0	133.492	133.492

LISTA ESITO DELLE VOTAZIONE

Oggetto: Determinazione del compenso del Presidente del Consiglio di Amministrazione e degli Amministratori.
FAVOREVOLI

Badge	Ragione Sociale	Proprio	Delega	Totale
**D	FCP ALM ACT ZONE EUR ISR	0	2.600.000	2.600.000
**D	FCP AGZR LA MONDIALE ACT EUROPE ISR	0	535.000	535.000
**D	ROSENBERG EUROBLOC	0	126.164	126.164
**D	CARDIF ASSURANCE VIE	0	346	346
**D	ROTHSCHILD AND CO ASSET MANAGEMENT EUROPE	0	26.500	26.500
**D	FCPE HENKEL DVSF INT EXP	0	763	763
**D	LM HARMONY	0	5.715	5.715
**D	FCP SAKARAH 6	0	56.200	56.200
**D	STICHT BEDRIJFST FONDS VOOR DE MEDIA PNO	0	208.531	208.531
**D	BNP PARIBAS EQUITY - FOCUS ITALIA	0	80.035	80.035
**D	STICHTING AHOOLD DELHAIZE PENSIOEN	0	207.557	207.557
**D	FRANCE INVESTISSEMENT CAPITALISATIONS MOYENNES	0	299.966	299.966
**D	INDEP AM	0	33.000	33.000
**D	FCP FPI ESG	0	23.522	23.522
**D	FCP FPE ESG	0	420.830	420.830
**D	CAISSE DES DEPOTS ET CONSIGNATIONS	0	11.404.476	11.404.476
**D	CAISSE DES DEPOTS ET CONSIGNATIONS	0	7.301.331	7.301.331
**D	CAISSE DES DEPOTS ET CONSIGNATIONS	0	46.959	46.959
**D	CAISSE DES DEPOTS ET CONSIGNATIONS	0	46.959	46.959
**D	FONDS DE RESERVE POUR LES	0	83.308	83.308
**D	JANUS HENDERSON ADAPTIVE GLOBAL ALLOCATI	0	1.937	1.937
**D	WORLD TRADE ORGANIZATION PENSION PLAN	0	22.445	22.445
**D	PICTET CH INSTITUTIONAL - EUROPEAN	0	179.690	179.690
**D	PICTET CH-GLOBAL EQUITIES	0	25.006	25.006
**D	SWISS LIFE LUXEMBOURG SA	0	147.377	147.377
**D	RAIFFEISEN INDEX FONDS EURO STOXX 50	0	47.574	47.574
**D	CAPACITY FONDS INSTITUTIONEL-ACTIONS ETRANGERES PIB	0	22.096	22.096
**D	TURICUM AKTIEN UND IMMOBILIENWERTSCHRIFT	0	159.768	159.768
**D	CAPACITY FONDS INSTITUTIONNEL ACTIONS ETRANGERES	0	53.072	53.072
**D	PICTET-EUROLAND INDEX	0	136.390	136.390
**D	PICTET-EUROPE INDEX	0	458.139	458.139
**D	FOREIGN STOCK INDEX MOTHER FUND ONAL DEVELOPED COUNTRIES INDEX MOTHER FUNDE	0	81.300	81.300
**D	NOMURA TRUST BANKING TRUSTEE NIKKO GLOBA	0	148.077	148.077
**D	SHLKO GLOBAL EQUITY INDEX MOTHER FUND	0	1.163	1.163
**D	KAPAN PENSIONER FORSAKRINGSFORENING	0	146.533	146.533
**D	INVESTERINGSFORENINGEN PFA INVEST	0	48.027	48.027
**D	INVESTERINGSFORENINGEN BANKINVEST EUROPA SMALL CAP AKTIER KL	0	133.492	133.492
**D	GLOBALE AKSJER AS	0	437	437
**D	GLOBALE ESG-AS	0	47.947	47.947
**D	VERDIPNINGSFONDET EQUINOR AKSJER EUROPA	0	27.000	27.000
**D	STICHTING DEPOSITARY APG DEVELOPED	0	220.698	220.698
**D	EUROBEN LIFE PENSION DAC	0	7.283	7.283
**D	EQUINOR INSURANCE A S	0	30.500	30.500

84573/1610

LISTA ESITO DELLE VOTAZIONE

Oggetto: Determinazione del compenso del Presidente del Consiglio di Amministrazione e degli Amministratori.
FAVOREVOLI

Badge	Regione Sociale	Proprio	Delega	Totale
**D	EQUINOR PENSJON	0	155.000	155.000
**D	INT.: VERDIPAPIRFONDET STOREBRAND GLOBAL ESG GAR: JP MORGAN LUXC/OB PSS	0	8.770	8.770
**D	VERDIPAPIRFONDET STOREBRAND INDEKS-NORGE	0	14.017	14.017
**D	INT.: VERDIPAPIRFONDET STOREBRAND GLOBAL ESG GAR: JP MORGAN LUXC/OB PSS	0	53.361	53.361
**D	VERDIPAPIRFONDET STOREBRAND GLOBAL ESG P	0	412.879	412.879
**D	MOMENTUM INVESTMENT FUNDS SICAV-SIF	0	63.314	63.314
**D	ROBECO UMBRELLA FUND I N.V.	0	80.560	80.560
**D	FUNDACAO CALOUSTE GULBENKIAN	0	123.779	123.779
**D	MOMENTUM GLOBAL FUNDS	0	708	708
**D	INVESTERINGSFORENINGEN PFA INVEST	0	19.645	19.645
**D	BLACKROCK INSTITUTIONAL POOLED FUNDS PIC	0	4.068	4.068
**D	KYBURG INSTITUTIONAL FUND - AKTIEN WELT	0	347.978	347.978
**D	BVK PERSONALVORSORGE DES KANTONS ZURICH	0	159.400	159.400
**D	PENSIONSKASSE SBB	0	180.359	180.359
**D	NFS LIMITED TRAFALGAR COURT ADMIRAL PARK ST. PETER PORT	0	99.489	99.489
**D	BRITISH COAL STAFF SUPERANNUATION SCHEME	0	28.635	28.635
**D	DEKA INVESTMENT GMBH RE DEKA-BASIS	0	130.570	130.570
**D	DEKA VERMOEGENSMANAGEMENT GMBH RE KEPPLER	0	12.000	12.000
**D	DEKA VERMOEGENSMANAGEMENT GMBH RE LINGOHR	0	25.000	25.000
**D	DEKA VERMOEGENSMANAGEMENT GMBH RE LINGOHR	0	65.000	65.000
**D	DEKA VERMOEGENSMANAGEMENT GMBH RE LINGOHR	0	88.671	88.671
**D	DEKA INVESTMENT GMBH RE DEKA	0	4.100	4.100
**D	DEKA VERMOEGENSMANAGEMENT GMBH RE LINGOHR	0	232.056	232.056
**D	DEKA INVEST GMBH RE DEKA-BAV-FONDS	0	97.411	97.411
**D	DEKA INV GMBH R DEK-NACHH KOM	0	49.249	49.249
**D	DEKA INV GMBH R DEK MSCI WORLD UCITS ETF	0	84.985	84.985
**D	DEKA INV. GMBH RE BEROLINAREN DEKA	0	3.852	3.852
**D	DEKA INV. GMBH RE DEKA ST.EUR.50 UCI ETF	0	4.850	4.850
**D	DEKA INV. GMBH DEKA MSCI EUROPE UCITS ET	0	21.029	21.029
**D	DEKA INVESTGMBH RE MSCI EUROPE IC UCITS	0	118.931	118.931
**D	DEKA INVESTMENT GMBH RE PKBMF	0	13.607	13.607
**D	DEKA INVEST DEKA EURO STOXX 50 - UCITS	0	15.800	15.800
**D	DEKA INVEST GMBH RE BALANCE DYNAMISCH	0	812.843	812.843
**D	DEKA INVEST RE/DEKAFUTUR-WACHSTUM	0	11.639	11.639
**D	DEKA INVESTMENT GMBH RE DEKAFUTUR-CHANCE	0	12.200	12.200
**D	DEKA INVESTMENT GMBH RE DEKA-BR 100	0	39.000	39.000
**D	DEKA INVEST GMBH RE DEKA-BR 85	0	588.706	588.706
**D	DEKA INVESTMENT GMBH RE DEKA-BR 75	0	30.785	30.785
**D	DEKA INVESTMENT GMBH RE DEKA-BR 55	0	29.640	29.640
**D	DEKA INVESTMENT GMBH RE DEKA-BR 35	0	12.991	12.991
**D	DEKA INVEST RE/DEKAFUTUR-ERTRAG	0	72.423	72.423
**D	DEKA INVEST RE DEKA-EUROLAND BALANCE	0	1.800	1.800
**D		0	661.950	661.950

84573/1611

LISTA ESITO DELLE VOTAZIONE

Oggetto: Determinazione del compenso del Presidente del Consiglio di Amministrazione e degli Amministratori.
FAVOREVOLI

Badge	Ragione Sociale	Proprio	Delega	Totale
**D	DEKA INVESTMENT GMBH RE DEKA-DIVIDEND VA	0	170.000	170.000
**D	H.E.S.T. AUSTRALIA LIMITED	0	96.578	96.578
**D	LGIA SUPER TRUSTEE AS TRUSTEE FOR LGIA	0	66.416	66.416
**D	VANGUARD INTERNATIONAL SHARE INDEX FUND	0	67.901	67.901
**D	MINE SUPERANNUATION FUND	0	78.445	78.445
**D	AUSTRALIANSUPER	0	5.094	5.094
**D	VANGUARD INTERNATIONAL SHARE INDEX FUND	0	759.899	759.899
**D	CONSTRUCTION AND BUILDING UNIONS SUPER F	0	199.785	199.785
**D	VANGUARD GLOBAL VALUE EQUITY FUND	0	327	327
**D	TEACHERS' RETIREMENT SYSTEM OF THE CITY OF NEW YORK	0	140.059	140.059
**D	SAS TRUSTEE CORPORATION POOLED FUND	0	6.311	6.311
**D	SAS TRUSTEE CORPORATION POOLED FUND	0	110.962	110.962
**D	UBS ASSET MANAGEMENT LIFE LTD	0	1.641.458	1.641.458
**D	MANAGEMENT BOARD PUBLIC SERVICE PENSION	0	8.455	8.455
**D	MANAGEMENT BOARD PUBLIC SERVICE PENSION	0	14.388	14.388
**D	CONNECTICUT GENERAL LIFE INSURANCE COMPANY	0	31.127	31.127
**D	CONNECTICUT GENERAL LIFE INSURANCE COMPANY	0	30.800	30.800
**D	CONNECTICUT GENERAL LIFE INSURANCE COMPANY	0	46.691	46.691
**D	LUCRE PTY LTD FOR THE LABOUR UNION CO-OPERATIVE RETIREMENT FUND	0	596.415	596.415
**D	BANCO CENTRAL DE TIMOR-LESTE (BCTL)	0	17.000	17.000
**D	ROCKEFELLER & CO., INC	0	194.821	194.821
**D	CTIVP DFA INTERNATIONAL VALUE FUND	0	15.780	15.780
**D	PTA PENSION FORSIKRINGSAKTIESELSKAB	0	3.921	3.921
**D	JPMORGAN CHASE BANK - PB - UNITED STATES INDIVIDUALS	0	5.179	5.179
**D	JPMORGAN CHASE BANK - PB - UNITED STATES TRUSTS	0	1.970	1.970
**D	JPMORGAN CHASE BANK - PB - UNITED STATES PARTNERSHIP	0	3.314	3.314
**D	BRUNEL SHELL RETIREMENT BENEFIT FUND	0	9.452	9.452
**D	MANAGED PORTFOLIO SERIES INTL SH FUND 1	0	16.310	16.310
**D	TELSTRA SUPERANNUATION SCHEME	0	254.968	254.968
**D	FRANKLIN INTERNATIONAL CORE EQUITY FUND	0	102.515	102.515
**D	TEMPLETON INTERNATIONAL STOCK TRUST	0	9.875	9.875
**D	JEFFREY LLC	0	64.222	64.222
**D	WESTPAC WHOLESALE UNHEDGED INT SHARE TRU	0	8.459	8.459
**D	ANZ WHOLESALE INTERN. SHARE NO. 1 FUND	0	149.401	149.401
**D	TCORPIN INTERNATIONAL SHARE (UNHEDGED) F	0	16.039	16.039
**D	ISHARES WHOLESALE SCREENED INT EQ IND F	0	3.074	3.074
**D	ISHARES EDGE MSCI WORLD MINIMUM VOLAT ET	0	37.127	37.127
**D	IBM PERSONAL PENSION PLAN TRUST	0	23.367	23.367
**D	ONEPATH LOW VOLATILITY GLOBAL EQ IN POOL	0	208.266	208.266
**D	ONERTH GLOB SHARES LARGE CAP UNHED IN P	0	25.277	25.277
**D	BT WHOLESALE MULTI-MANING INTL SHARE FUND	0	60.243	60.243
**D	ACCIDENT COMPENSATION CORPORATION	0	808.375	808.375
**D	DEKA INVESTMENT GMBH RE DEKA-EUROFABOND	0	24.816	24.816
**D	SUPER FUNDS MANAG CORP SOUTH AUSTRALIA	0		

84573/1612

LISTA ESITO DELLE VOTAZIONE

Oggetto: Determinazione del compenso del Presidente del Consiglio di Amministrazione e degli Amministratori.
FAVOREVOLI

Badge	Regione Sociale	Proprio	Delega	Totale
**D	TEMPLETON GLOBAL GROWTH FUND LIMITED	0	198.556	198.556
**D	TEMPLETON INTERNATIONAL EQUITY TRUST	0	144.877	144.877
**D	TEMPLETON GLOBAL TRUST FUND	0	36.210	36.210
**D	JP MORGAN CHASE RETIREMENT PLAN	0	132.028	132.028
**D	MTBJ DAIDO LIFE FOREIGN EQUITY MOTHER FD	0	3.510	3.510
**D	ISHARES WHOLESALE INTERN EQ INDEX FUND	0	176.150	176.150
**D	SUPERANNUATION FUNDS MANAGEMENT CORP	0	4.384	4.384
**D	SUPERANNUATION FUNDS MANAGEMENT CORPORAT	0	17.095	17.095
**D	BT WHOLESALE MULTI MANAG INTL SHARE FUND	0	63.376	63.376
**D	WSSP INTERNATIONAL EQUITIES TRUST	0	248.441	248.441
**D	KOORMIN BANK ACTING AS TRUSTER OF KIM PRIVATE NOBLE CLASS GLOBAL EQUITY MASTER INVESTMENT TRUST	0	7.146	7.146
**D	QANTAS SUPERANN. LTD ATF QANTAS SUP.PLAN	0	17.554	17.554
**D	WSSP INTERNATIONAL EQUITIES TRUST	0	95.063	95.063
**D	THE BOEING COMPANY EMPLOYEE RETIREMENT P	0	159.810	159.810
**D	DEKA INVEST GMBH RE A-VSA-FONDS	0	22.700	22.700
**D	ISHARES ALLCOUNTRY EQUITY INDEX FUND	0	10.128	10.128
**D	BAPTIST HEALTH SOUTH FLORIDA INC	0	326.228	326.228
**D	BLACKROCK FISSION INDEXED INTL EQUITY FD	0	19.595	19.595
**D	ADVANCE INTERNATIONAL SHARE INDEX FUND	0	214.269	214.269
**D	UBS FTSE RAFI DEVELOPED 1000 INDEX FUND	0	34.423	34.423
**D	UBS MSCI WORLD MINIMUM VOLATILITY IND FD	0	5.807	5.807
**D	RETIREMENT INCOME PLAN OF SAUDI ARABIAN OIL COMPANY	0	3.023	3.023
**D	RVIT INTERNATIONAL INDEX FUND	0	352.827	352.827
**D	FRANKLIN TEMPLETON VARIAB. INSURANCE	0	535.991	535.991
**D	SOUTHERN COMPANY SYSTEM MASTER RETIREMEN	0	654.283	654.283
**D	T. ROWE PRICE INT.F.INC.T.R.P.INT.VAL.EQ	0	6.031.446	6.031.446
**D	EQ ADVISORS TRUST-AXA INFL.VALUE MANAGED	0	217.833	217.833
**D	MINISTRY OF ECONOMY AND FINANCE	0	3.191	3.191
**D	MINISTRY OF ECONOMY AND FINANCE	0	244.640	244.640
**D	MINISTRY OF ECONOMY AND FINANCE	0	252.161	252.161
**D	T ROWE PRICE INTERNATIONAL EQUITY INDEX	0	179.545	179.545
**D	FLEXSHAR.MORN.DEV.MARK.EX-US FAC.FILT IM	0	95.703	95.703
**D	SBC MASTER PENSION TRUST	0	430.345	430.345
**D	EQ ADV. TRUST AXA INTL.CORE MANAGED VOLA	0	127.819	127.819
**D	SBC MASTER PENSION TRUST 208	0	60.755	60.755
**D	T ROWE CONCENTRATED INTERNAT EQUITY FUND	0	401.415	401.415
**D	FLEXSHARES MORNINGSTAR GLOBAL UPSTREAM N	0	479.482	479.482
**D	EQ ADVISORS TRUST EQ-GLOBAL EQUITY MANAG	0	100.968	100.968
**D	EQ ADVISORS TRUST - EQ/INTERNATIONAL MA	0	360.602	360.602
**D	EQ ADVISORS TRUST - ATM INTERNATIONAL MA	0	260.316	260.316
**D	JNL/MELLON CAPITAL INTNAL INDEX FUND	0	292.064	292.064
**D	FLEXSHARES INTERNATIONAL QUALITY DIVIDEND DEFENSIVE INDEX FUND	0	4.448	4.448
**D	SBC MASTER PENSION TRUST	0	97.666	97.666

LISTA ESITO DELLE VOTAZIONE

Oggetto: Determinazione del compenso del Presidente del Consiglio di Amministrazione e degli Amministratori.
FAVOREVOLI

Badge	Ragione Sociale	Proprio	Delega	Totale
**D	T. ROME PRICE INTERNATIONAL CONCENTRATED	0	488.973	488.973
**D	T ROME PRICE GLOBAL ALLOCATION FUND INC	0	57.503	57.503
**D	FLEXSHARES STOXX GLOBAL ESG IMPACT INDEX	0	358	358
**D	GOLDMAN SACHS TRUST - GOLDMAN SACHS ABSOLUTE RETURN TRACKER FUND	0	1.300	1.300
**D	GOLDMAN SACHS INTER EQUITY INSIGHTS FUND	0	258.081	258.081
**D	GOLDMAN SACHS VARIABLE INS TRUST - G SACHS STRATEGIC INTER EQUITY FUND	0	13.476	13.476
**D	PUBLIC EMPLOYEES RETIREMENT SYSTEM OF OHIO	0	1.137.493	1.137.493
**D	MTB GOVERNMENT PENSION INVESTMENT FUND 4	0	9.331.437	9.331.437
**D	THE MASTER TRUST BANK OF JAPAN LTD	0	2.986.129	2.986.129
**D	AVIVA LIFE & PENSIONS UK LIMITED	0	627.793	627.793
**D	NATIONAL FARMERS UNION MUTUAL INSURANCE	0	111.801	111.801
**D	JOHN LEWIS PARTNERSHIP TRUST FOR PENSION	0	78.043	78.043
**D	THE BARCLAYS BANK UK RETIREMENT FUND	0	39.735	39.735
**D	THE MASTER TRUST BANK OF JAPAN, LTD. AS TRUSTEE FOR MUTB400045792	0	1.521.723	1.521.723
**D	VANGUARD FID COMPANY EUROPEAN STOCK INDEX	0	119.088	119.088
**D	VANGUARD TOTAL INTERNATIONAL STOCK INDEX	0	43.551.836	43.551.836
**D	MTB FOR GOVERNMENT PENSION FDS5828	0	236.011	236.011
**D	THE MASTER TRUST BANK OF JAPAN LTD	0	4.989.801	4.989.801
**D	STATE OF CALI SAV PLUS PROG MASTER TRUST	0	178.237	178.237
**D	DEKA INVE GMBH RE DEKA-PRIVATVORSORGE AS	0	85.000	85.000
**D	DEKA INVEST GMBH RE AGR DENA	0	7.800	7.800
**D	INTERNATIONALE KAPITALSANLAGESELLSCHAFT	0	25.000	25.000
**D	DEKA INV. GMBH RE ROLAND MASTERFONDS	0	22.369	22.369
**D	DEKA INVEST GMBH RE BODENSEE-FONDS	0	1.700	1.700
**D	DEKA INV GMBH RE FIDELITAS FUNDMASTER 8	0	31.986	31.986
**D	DEKA INVEST RE INTER-ESSEN-FONDS	0	10.267	10.267
**D	DEKA INVEST RE A-CRISPINUS FUND	0	9.000	9.000
**D	DEKA A-DIM-WETZLAR-FONDS	0	8.350	8.350
**D	DEKA A-DIM-WETZLAR--BALANCED-FONDS	0	9.150	9.150
**D	DEKA INVEST MBH VITUS FIRST VALJE FONDS	0	124.000	124.000
**D	DEKA INVESTMENT GMBH RE AUM-FONDS	0	11.215	11.215
**D	DEKA FUND INVESTMENT RE/ A-HORCH-FONDS	0	3.021	3.021
**D	DEKA INVEST GMBH RE DEKA MULT ASS TOT RE	0	73.100	73.100
**D	DEKA INVEST MAULBRONN-STROMBERG-FONDS	0	10.650	10.650
**D	DEKA INVESTMENT GMBH RE DEKA-BR 20	0	1.384	1.384
**D	DEKA INVEST. A-NORDHAUSEN 2-FONDS	0	16.655	16.655
**D	DEKA INVESTMENT GMBH RE RANW AKTIEN	0	35.289	35.289
**D	DEKA INVESTMENT GMBH RE TBG FONDS	0	2.000	2.000
**D	DEKA INVESTMENT GMBH RE W-FONDS	0	25.000	25.000
**D	DEKA INV. RE A-STENDALER-POLANDFONDS I	0	17.600	17.600
**D	DEKA INVESTMENT GMBH RE A-KSK FULDA-FOND	0	4.530	4.530
**D	DEKA INVESTMENT GMBH RE S-BROKER I FONDS	0	15.500	15.500
**D	DEKA INVESTMENT GMBH RE A-SKGO-FONDS	0		

84573/1614

LISTA ESITO DELLE VOTAZIONE

Oggetto: Determinazione del compenso del Presidente del Consiglio di Amministrazione e degli Amministratori.
FAVOREVOLI

Badge	Ragione Sociale	Proprio	Delega	Totale
**D	DEKA INVESTMENT GMBH RE A-ASD FONDS	0	14.000	14.000
**D	DEKA INVESTMENT GMBH RE A-AMISIA-FONDS	0	30.000	30.000
**D	DEKA INV. GMBH RE BAUTZEN FUNDMASTER	0	65.000	65.000
**D	DEKA INVESTMENT GMBH RE HERZOGTUM I	0	15.000	15.000
**D	DEKA INVESTM GMBH RE A-HECKER-FONDS I	0	34.000	34.000
**D	DEKA INVESTIME GMBH RE CHRONOS FUNDMASTER	0	25.000	25.000
**D	SUEBIA FONDS	0	145.317	145.317
**D	OB 2	0	84.803	84.803
**D	EPS	0	54.024	54.024
**D	BMW AG	0	56.579	56.579
**D	VGW POOLFONDS PAL	0	131.020	131.020
**D	DEKA VALJE PLUS	0	187.700	187.700
**D	ALLIANZGI-FONDS ESPT	0	107.410	107.410
**D	RAGS-FUNDMASTER	0	24.642	24.642
**D	UKA-FONDS	0	55.859	55.859
**D	DEAM FONDS VVK 2	0	15.000	15.000
**D	NATIONAL PENSION INSURANCE FUND	0	4.291	4.291
**D	NATIONWIDE INTERNATIONAL INDEX FUND	0	228.836	228.836
**D	INTERNATIONAL FUND MANAGEMENT S.A. RE IF	0	600.000	600.000
**D	DEKA INTERNATIONAL S.A. RE DEKALUX-GLOBA	0	33.395	33.395
**D	DEKA INTERNATIONAL S.A. RE DERA-EUROPAVA	0	11.212	11.212
**D	T ROWE PRICE EUROPEAN STOCK FUND	0	1.261.122	1.261.122
**D	TEMPLETON INSTIT.FONDS-INTL.EQUITY SERIE	0	753.707	753.707
**D	NVIT GS INTERNATIONAL EQUITY INSIGHTS FU	0	161.558	161.558
**D	EQ ADVISORS TR EQ TEMPLE GLOB EQ M VO P	0	23.572	23.572
**D	FLEXSHARES INTERNATIONAL QUALITY DIVIDEND	0	64.881	64.881
**D	NVIT MULTI-MANAGER INTERNATIONAL VALUE F	0	12.093	12.093
**D	EQ ADVISORS TRUST - 1290 VT SMARTBETA EQ	0	2.100	2.100
**D	VANTAGE TRUST III MAST COLLECT INVE FU TR	0	166.399	166.399
**D	BBP INKA	0	25.134	25.134
**D	THE NATIONAL FARMERS UNION MUTUAL INS LINK PEN	0	24.418	24.418
**D	THE MASTER TRUST BANK OF JAPAN LTD	0	88.533	88.533
**D	THE MASTER TRUST BANK OF JAPAN LTD	0	192.790	192.790
**D	BUREAU OF LABOR FONDS-LABOR PENSION FUND	0	1.108	1.108
**D	BUREAU OF LABOR FONDS-LABOR INSURANCE FU	0	1.825	1.825
**D	BUREAU OF LABOR FONDS - LABOR RETIREMENT FUND	0	4.290	4.290
**D	NEW YORK STATE COMMON RETIREMENT FUND	0	63.300	63.300
**D	STATE OF WYOMING	0	125.801	125.801
**D	MINERKERS PENSION SCHEME	0	568.998	568.998
**D	FIDELITY INV.FONDS-FIDELITY INDEX WORLD	0	117.051	117.051
**D	FIDELITY INV. FIDELITY INDEX EUROPE EX U	0	159.340	159.340
**D	T.ROWE PRICE FONDS OEIC - CONTINENTAL EU	0	4.604	4.604
**D	AVIVA INVESTORS FUNDS ICVC-AVIVA INRAVIVA INVESTORS FUNDS ICVC-AVIVA INCOME FUND	0	154.369	154.369

8 573 1615

LISTA ESITO DELLE VOTAZIONE

Oggetto: Determinazione del compenso del Presidente del Consiglio di Amministrazione e degli Amministratori.
FAVOREVOLI

Badge	Ragione Sociale	Proprio	Delega	Totale
**D	THE MASTER TRUST BANK OF JAPAN LTD	0	17.506	17.506
**D	BLACKROCK INTERNATIONAL INDEX V.I. FUND OF BLACKROCK VARIABLE SERIES FUNDS INC.	0	32.371	32.371
**D	BLACKROCK MANAG.VOL.V.I. F. OF BLACK.VAR.	0	5.598	5.598
**D	BLACKROCK TACTICAL OPP FD OF BLACK FDS	0	24.865	24.865
**D	THE MASTER TRUST BANK OF JAPAN LTD	0	212.349	212.349
**D	THE MASTER TRUST BANK OF JAPAN LTD	0	1.126.158	1.126.158
**D	BLACKROCK INSTITUTIONAL TRUST COMPA	0	4.774.289	4.774.289
**D	BLACKR INS T COMP NA INV F FOR EMP BEN F	0	16.872.411	16.872.411
**D	BLACKROCK MSCI EAFE EQUITY INDEX NON-LENDABLE FUND	0	618.506	618.506
**D	TRUST AND CUSTODY SERVICES BANK LIMITED	0	211.633	211.633
**D	TRUST AND CUSTODY SERVICES BANK, LTD. AS TRUSTEE FOR MHRB AS TRUSTEE FOR MHRM INTERNATIONAL EQUITY INDEX MOTHER FUND	0		0
	18.956	18.956		
**D	VANGUARD INTERNATIONAL VALUE FUND 1	0	5.778.704	5.778.704
**D	VFIC INST TOTAL INT STOCK MARKET LMD TRU	0	1.175.052	1.175.052
**D	EUROPE EX-UK ALPHA TILTS ESG SCREEN	0	4.360	4.360
**D	EUROPE EQUITY INDEX ESG SCREENED FU	0	163.302	163.302
**D	MSCI EUROPE EQUITY INDEX FUND B (EU	0	2.108.103	2.108.103
**D	MSCI EUROPE EQUITY ESG SCREENED INDEX FUND B	0	2.933	2.933
**D	MSCI WORLD EQUITY ESG SCREENED INDE	0	510.819	510.819
**D	MSCI WORLD MINIMUM VOLATILITY ESG SCREEN	0	5.668	5.668
**D	TFL PENSION FUND	0	37.442	37.442
**D	BLACKROCK MSCI EMU IMI INDEX FD B (EMUMI	0	2.014	2.014
**D	MSCI ACWI EX-U.S. IMI INDEX FUND B2	0	171.036	171.036
**D	THRIFT SAVINGS PLAN	0	8.892.943	8.892.943
**D	BLACKROCK CDN WORLD INDEX FUND	0	131.838	131.838
**D	BLACKROCK CDN MSCI EAFE INDEX PLUS FUND	0	19.162	19.162
**D	BLACKROCK CDN MSCI EAFE EQUITY INDEX FUN	0	1.125.712	1.125.712
**D	CDN MSCI WORLD EX-CANADA MIN VOLA IND FD	0	51.195	51.195
**D	AVIVA INVESTORS INVESTMENT FUNDS IC	0	40.454	40.454
**D	STICHTING PENSIOENFONDS VOOR HUIJARTSEN	0	70.350	70.350
**D	T. ROWE PRICE RETIREMENT HYBRID TRUST	0	478.377	478.377
**D	T. ROWE PRICE INTERNATIONAL VALUE EQUITY	0	3.717.470	3.717.470
**D	COLUMBIA CAPITAL ALLOCAT MODER CONSER PO	0	3.158	3.158
**D	COLUMBIA CAPITAL ALLOCATION MODER AGG P	0	2.379	2.379
**D	COLUMBIA CAPITAL ALLOCATION MODERATE FOR	0	3.412	3.412
**D	COLUMBIA CAPITAL ALLOCATION CONSERVAT PO	0	2.064	2.064
**D	COLUMBIA CAPITAL ALLOCATION AGGRESSIVE P	0	2.818	2.818
**G	KATHERINE C. MOORE CHARITABLE LEAD ANNUITY TRUST II	0	337	337
**D	STATE OF NEW MEXICO STATE INVEST COUNCIL	0	408.870	408.870
**D	NEW YORK LIFE INSURANCE AND ANNUITY CO	0	7.265	7.265
**D	MULTI-MANAGER DIRECTIONAL ALTERNATIVE STRATEGIES FUND	0	5.345	5.345
**D	EQ ADVISORS TRUST - EQ/WASHINGTON E	0	8.101	8.101
**D	MULTI-MANAGER INTERNATIONAL EQUITY STRATEGIES FUND	0	310.593	310.593

LISTA ESITO DELLE VOTAZIONE

Oggetto: Determinazione del compenso del Presidente del Consiglio di Amministrazione e degli Amministratori.
FAVOREVOLI

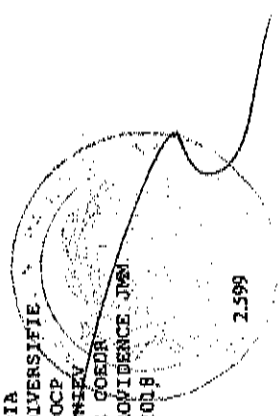
Badge	Ragione Sociale	Proprio	Delega	Totale
**D	JNL FRANKLIN TEMPLETON GRO ALLOCATION FU	0	49.672	49.672
**D	PROVEDA GLOBAL EQUITY, LP	0	1.610	1.610
**D	RETIREMENT PLAN FOR EMPLOYEES OF AETNA INC	0	61.738	61.738
**D	THE KATHERINE MOORE REVOCABLE TRUST	0	12.723	12.723
**D	JAB CONSOLIDATED LTD	0	1.265	1.265
**D	FM KIRBY DTD TRUST 1/3/75 FBO JEFFERSON W KIRBY	0	1.035	1.035
**D	FM KIRBY TRUST DTD 1/3/75 FBO S DILLARD KIRBY	0	3.532	3.532
**D	GLG INVESTMENTS UMBRELLA QIF PLC SUB FUND ELS QIF MASTER	0	236	236
**D	GLG MULTI-STRATEGY FUND	0	24	24
**D	GIG EUROPEAN LONG-SHORT FUND LTD	0	83	83
**D	MAN GLG TOPAZ LIMITED C/O MAPLES CORPORATE SERVICES LIMITED	0	128	128
**D	JAPAN TRUSTEE SERVICES BANK LTD	0	90.905	90.905
**D	FIDELITY PURITAN TF LOW PRICE STOCK FUND	0	4.795.060	4.795.060
**D	JAPAN TRUSTEE SERVICES BANK LTD	0	3.846	3.846
**D	NEUBERGER BERMAN INVESTM FUNDS PLC	0	1.971	1.971
**D	JPMORGAN ETFs (IRELAND) ICAV	0	2.064	2.064
**D	FIDELITY GROUP TRUST FOR EMPLOYEE BEN PL	0	743.952	743.952
**D	SCHRODER INTERNAT MULTI-CAP EQUITY TRUST	0	710.803	710.803
**D	THE MASTER TRUST BANK OF JAPAN LTD	0	51.414	51.414
**D	ANIMA SGR SPA - ANIMA VISCONTEO PLUS	0	213.016	213.016
**D	ANIMA SGR SPA	0	108.498	108.498
**D	ANIMA SGR SPA ANIMA CRESCITA ITALIA	0	539.468	539.468
**D	ANIMA ITALIA ANIMA SGR	0	1.898.034	1.898.034
**D	ANIMA VISCONTEO ANIMA SGR SPA	0	1.147.277	1.147.277
**D	ANIMA SFORZESCO ANIMA SGR SPA	0	559.209	559.209
**D	ANIMA SGR SPA - GESTIELLE PRO ITALIA	0	35.000	35.000
**D	ALETTI GES ABS RE	0	72.284	72.284
**D	ALETTI GES C MT IV	0	8.714	8.714
**D	ALETTI GES C MT V	0	142.217	142.217
**D	EXANE FUNDS 2	0	1.225.844	1.225.844
**D	WHOLESALE UNIT TRUST GLOBAL SHS FUND 5	0	17.706	17.706
**D	MERCER UNHEDGED OVERSEAS SHARES TRUST	0	34.208	34.208
**D	FD INTERNATIONAL SHARE FUND 1	0	43.699	43.699
**D	AMP CAPITAL SPEC INTERN SHARE FUND	0	22.058	22.058
**D	LBPAM ISR AVENIR EURO	0	7.523	7.523
**D	FCP LBPAM ACTIONS VALUE EURO	0	1.098.291	1.098.291
**D	LBPAM ACTIONS EURO LARGE CAP	0	171.892	171.892
**D	LBPAM IRC ACTIONS ISR	0	279.386	279.386
**D	FCP LBPAM DIVERSIFIE FOCUS OBLIG 3 5	0	12.193	12.193
**D	FCP LBPAM IRC ACTIONS EURO MIN VAR	0	75.755	75.755
**D	ACTION RESPONSIBLE INDEX FUND EQUITY EUR	0	525.437	525.437
**D	CM EUROPE ACTIONS	0	31.235	31.235
**D	FCP GAILLON NATURAL RESOURCES	0	20.000	20.000

LISTA ESITO DELLE VOTAZIONE

Oggetto: Determinazione del compenso del Presidente del Consiglio di Amministrazione e degli Amministratori.
FAVOREVOLI

Badge	Ragione Sociale	Proprio	Delega	Totale
**D	FCP CM-CIC EURO ACTIONS	0	147.594	147.594
**D	FCP CM FRANCE ACTIONS	0	958.746	958.746
**D	FCP UNION FRANCE	0	138.274	138.274
**D	FCP UNION EUROPE	0	330.657	330.657
**D	FCP UNI 1	0	16.608	16.608
**D	VALORATIONS	0	28.000	28.000
**D	FCP SAINT ARBOGAST	0	1.611	1.611
**D	FCPE ACCOR DIVERSIFIE	0	3.245	3.245
**D	FCP SCORE SIGMA	0	3.810	3.810
**D	FCP SCORE SAXE	0	1.879	1.879
**D	FCP SCORE 620	0	692	692
**D	FCP TROUVU	0	217	217
**D	FCPE LAGARDERE PUBLICITE AUDIO	0	156	156
**D	OTIS EP DIVERSIFIE	0	6.257	6.257
**D	FCP ES GESTION EQUILIBRE	0	95.257	95.257
**D	FCP ES DYNAMIQUE	0	58.791	58.791
**D	FCP SCORE 2012	0	1.129	1.129
**D	ADREA DIVERSIFIE FRANCHE COMTE	0	1.054	1.054
**D	FCP MARIE	0	2.467	2.467
**D	FCP SCORE M A R S	0	83	83
**D	FCP ARPEGE ACTIONS	0	4.178	4.178
**D	FCP EPTA	0	3.317	3.317
**D	FCP FAMILLE FERRAND	0	949	949
**D	FCP PYRENEES GLOBAL	0	4.696	4.696
**D	FCP ASSOC GROUPE SAINT SAUVEUR	0	1.782	1.782
**D	FCPE GROUPE SAMSE	0	8.008	8.008
**D	FAMEM F	0	1.091	1.091
**D	FCP CONGREGATION DES SOEURS DE LA CROIX	0	373	373
**D	FCPE CONVERGENCE ACTIONS EUROPE	0	200	200
**D	FCPE FONCIL	0	9.265	9.265
**D	FCP OFFENSIF AIR LIQUIDE EXPANS	0	8.843	8.843
**D	RP FAMILY	0	764	764
**D	FCP PRIEURE MARQUET	0	1.697	1.697
**D	FCP UEM DIVERSIFICATION	0	643	643
**D	FCP C.A.A.A. 68	0	716	716
**D	F F M 26	0	1.469	1.469
**D	FCP SEQUOIA	0	2.000	2.000
**D	FCPE AI-DIVERSIFIE	0	1.610	1.610
**D	FCPE FCP OCP	0	7.632	7.632
**D	FCP DOSKONIA	0	700	700
**D	FCP SACRE COEUR	0	2.000	2.000
**D	DIVINE PROVIDENCE JWS	0	1.000	1.000
**D	FCP TVN 2018	0	1.000	1.000

84573/1618



Azionisti in delega:

LISTA ESITO DELLE VOTAZIONE

Oggetto: Determinazione del compenso del Presidente del Consiglio di Amministrazione e degli Amministratori.
FAVOREVOLI

Badge	Ragione Sociale	Proprio	Delega	Totale
**D	FCP SCORE ACTIONS	0	1.000	1.000
**D	STOCKS FINANCES	0	1.500	1.500
**D	1504 FCP THALES AVIONICS	0	2.412	2.412
**D	STAUBLI 80 20 CREDIT MUTUEL FCPE	0	8.000	8.000
**D	STAUBLI 50 50 CREDIT MUTUEL FCPE	0	5.000	5.000
**D	FCP SCORE THANNY	0	606	606
**D	FCP SCORE SAINT JOSEPH	0	575	575
**D	FCP SCORE RILLAUD	0	849	849
**D	FCP SCORE ORMESSON	0	2.320	2.320
**D	FCP SCORE M O	0	643	643
**D	FCP SCORE GALIEN	0	2.831	2.831
**D	FCP SCORE ADMEX	0	1.776	1.776
**D	FCP SCORE AD BESANCON	0	1.992	1.992
**D	FCP PIPE LINE SUD EUROPEEN	0	1.384	1.384
**D	FCP PATRIMOINE PLACEMENT 5	0	1.036	1.036
**D	FCP PATRIMOINE PLACEMENT 3	0	2.174	2.174
**D	FCP PATRIMOINE PLACEMENT 2	0	653	653
**D	LEXMARK DYNAMIQUE	0	2.371	2.371
**D	FCP GUTENBERG	0	2.377	2.377
**D	FCP GROUPE FORD FRANCE	0	2.119	2.119
**D	FCP GESTION PLACEMENT 1	0	743	743
**D	1515 FCP GERARD PERRIER	0	1.629	1.629
**D	1448 FCPE GE FACTORANCE	0	1.828	1.828
**D	FRESCALE DIVERSIFIE	0	6.763	6.763
**D	1584 FCP FERTILISODEBO	0	2.751	2.751
**D	FCP EUROP ASSISTANCE DIVERSIFIE	0	875	875
**D	FCP ESSO DIVERSIFIE	0	40.000	40.000
**D	FCP CRYOSTAR FRANCE	0	267	267
**D	FCP CH RIVER LABORATOIRES FRANCE	0	1.694	1.694
**D	FCP CAPSUGEL	0	3.875	3.875
**D	FCP PROVENCE DIVERSIFIE	0	230	230
**D	1262 FCP BEHR FRANCE	0	58	58
**D	FCPE AREVA ACTIONS	0	17.982	17.982
**D	APA SOLIDARITE FCP	0	1.235	1.235
**D	ACH ACTIONS PLUS	0	1.682	1.682
**D	ACH ACTIONS	0	1.210	1.210
**D	HSBC GLOBAL RESOURCES ENERGY MOTHER FUND	0	64.713	64.713
**D	MAINFRANKEN WERTKONZEPT AUSGEMOEN	0	90.000	90.000
**D	KUWAIT FUND FOR ARAB ECONOMIC DEVELOPME	0	156.459	156.459
**D	SCHRODER GLOBAL ENHANCED INDEX FUND	0	40.932	40.932
**D	AXA EQUITABLE LIFE INSURANCE CO	0	28.148	28.148
**D	SCHRODER GLOBAL ACTIVE VALUE FUND	0	32.131	32.131
**D	SCHRODER GLOBAL RECOVERY FUND	0	907.079	907.079

LISTA ESITO DELLE VOTAZIONE

Oggetto: Determinazione del compenso del Presidente del Consiglio di Amministrazione e degli Amministratori.
FAVOREVOLI

Badge	Ragione Sociale	Proprio	Delega	Totale
**D	SCHRÖDER PENSION MANAGEMENT LTD	0	35.146	35.146
**D	EQ ADVISORS TRUST - EQ/AB DYNAMIC MODERA	0	102.922	102.922
**D	MFS GLOBAL TOTAL RETURN FUND	0	509.461	509.461
**D	EQ ADV TRUST EQ/INT. EQ. INDEX PORTFOLIO	0	550.559	550.559
**D	EQ ADVISORS TRUST - EQ/WELLINGTON E	0	21.574	21.574
**D	MFS GLOBAL ALTERNATIVE STRATEGY FUND	0	5.664	5.664
**D	MFS INSTITUTIONAL INTERNATIONAL EQUITY F	0	6.116.128	6.116.128
**D	MFS DIVERSIFIED INCOME FUND	0	329.572	329.572
**D	JPM FUND ICVC-JPM MULTI-ASSET INCOME FD	0	13.339	13.339
**D	SCHRÖDER MOORGATE I FUND	0	123.014	123.014
**D	SCHRÖDER DIVERSIFIED GROWTH FUND	0	36.288	36.288
**D	DEKA INTERNATIONAL S.A. RE DEKAMULTI ASSET ERTRAG	0	6.000	6.000
**D	EQ ADVISORS TRUST-AXA/AB DYNAMIC GROWTH	0	23.287	23.287
**D	BUREAU OF LABOR FUNDS- LABOR PENSION FUND	0	1.138	1.138
**D	BUREAU OF LABOR FUNDS- LABOR PENSION FUND	0	377	377
**D	BUREAU OF LABOR FUNDS- LABOR PENSION FUND	0	207	207
**D	BUREAU OF LABOR FUNDS- LABOR PENSION FUND	0	13.032	13.032
**D	BUREAU OF LABOR FUNDS- LABOR PENSION FUND	0	8.212	8.212
**D	BUREAU OF LABOR FUNDS- LABOR PENSION FUND	0	34.717	34.717
**D	BUREAU OF LABOR FUNDS- LABOR PENSION FUND	0	562.164	562.164
**D	MISSOURI EDUCATION PENSION TRUST	0	9.130	9.130
**D	SCHRÖDER ADVANCED BETA GLOBAL EQUITY SMA	0	3.250.416	3.250.416
**D	SCHRÖDER INCOME FUND	0	1.780.611	1.780.611
**D	SCHRÖDER RESPONSIBLE VALUE UK EQUITY FUN	0	160.731	160.731
**D	SCHRÖDER QEP GLOBAL ACTIVE VALUE FUND	0	247.673	247.673
**D	SCHRÖDER EUROPEAN RECOVERY FUND	0	804.874	804.874
**D	SCHRÖDER GLOBAL EQUITY INCOME FUND	0	1.129.384	1.129.384
**D	SCHRÖDER QEP GLOBAL CORE FUND	0	221.322	221.322
**D	TRUST AND CUSTODY SERVICES BANK LTD AS TRUSTEE FOR FEDERATION OF NATIONAL PUBLIC SERVICE PERSONNEL MUTUAL AID ASSOCIATIO	146.140	0	146.140
**D	JPMORGAN DIVERSIFIED RETURN GLOB EQ ETF	0	8.834	8.834
**D	JPMORGAN INSURANCE TRUST INCOME BUILD PO	0	1.038	1.038
**D	JPMORGAN INCOME BUILDER FUND	0	120.928	120.928
**D	JPMORGAN GLOBAL ALLOCATION FUND	0	6.343	6.343
**D	JPMORGAN BETABUILDERS EUROPE ETF	0	282.377	282.377
**D	JPMORGAN BETABUILDERS INTERNATIONAL	0	8.410	8.410
**D	JPMORGAN DIVERSIF RETURN INTERNAT EQ ETF	0	167.919	167.919
**D	JPMORGAN DIVERSIFIED RETURN EUROPE EQUITY ETF	0	3.981	3.981
**D	JPMORGAN DIVERSIFIED FUND	0	9.278	9.278
**D	MFS INTERNATIONAL RESEARCH EQUITY LLC	0	26.422	26.422
**D	VERMONT PENSION INVESTMENT COMMITTEE	0	185.155	185.155
**D	U S STEEL CORPO REPRES RETIAREES BENEF TR	0	3.646	3.646
**D	MASTER TRUST FOR THE SIEMENS MEDICAL SOL	0	104.299	104.299

84573/1620

LISTA ESITO DELLE VOTAZIONE

Oggetto: Determinazione del compenso del Presidente del Consiglio di Amministrazione e degli Amministratori.
FAVOREVOLI

Badge	Regione Sociale	Proprio	Delega	Totale
**D	OPPENHEIMER GLOBAL MULTI-ASSET GROWTH FUND	0	11.943	11.943
**D	MASTER TRUST FOR SIEMENS PENSION PLANS	0	32.357	32.357
**D	MASTER TRUST FOR SIEMENS SAVINGS PLANS	0	157.478	157.478
**D	COMINGLED PENSION TRUST FUND (INTRIFID INTERNATIONAL) OF JPMORGAN CHASE BANK	0	1.044.705	1.044.705
**D	SCHRODER GLOBAL MULTI-CAP VALUE PORTFOLIO L.P.	0	9.096	9.096
**D	THE THALIDOMIDE CHILDRENS TRUST	0	22.630	22.630
**D	INTERNATIONALE KAPITALANLAGEGESELLSCHAFT MBH	0	1.892.665	1.892.665
**D	SONDERVERMOEGEN PKMF IWKA	0	10.863	10.863
**D	SONDERVERMOEGEN ALLIANZ-ADAC AV FONDS	0	64.805	64.805
**D	INTERNATIONALE KAPITALANLAGEGESELLSCHAFT MBH YORKSTR. 21, DSELDORF, 40476 GERMANY	0	945.377	945.377
**D	ALLIANZ CGI SUBFONDS EQUITIES	0	40.000	40.000
**D	SONDERVERMOEGEN ALLIANZGI-FONDS DSM-DREFO	0	6.822	6.822
**D	SONDERVERMOEGEN ALLIANZ ADAC AV FONDS	0	1.794.577	1.794.577
**D	ALLIANZ PV-WS RCM SYSPRO INDEXING EUROLAND	0	23.068	23.068
**D	ALLIANZ PV-WS RCM SYSPRO VALUE EUROPE	0	153.576	153.576
**D	SONDERVERMOEGEN ALLIANZ VKA FONDS	0	401.320	401.320
**D	HSBC ETFs	0	69.752	69.752
**D	FRANKLIN TEMPLETON SHARIAH FUNDS BA	0	69.056	69.056
**D	HSBC GLOBAL INVESTMENT FUNDS	0	38.023	38.023
**D	HSBC ETFs PLC	0	139.221	139.221
**D	HSBC INSTITUTIONAL TRUST SERVICES IRELAND LIMITED RE 1 GRAND CANAL SQUARE GRAND CANAL HARBOUR, DUBLIN , IRELAND	0	131.988	131.988
**D	THE PRUDENTIAL ASSURANCE COMPANY LTD	0	1.775.031	1.775.031
**D	PRUDENTIAL PENSIONS LIMITED	0	124.897	124.897
**D	ROYAL LONDON GROUP PENSION SCHEME	0	38.621	38.621
**D	HSBC EUROPEAN INDEX FUND	0	842.636	842.636
**D	REASSURE LIMITED	0	681.672	681.672
**D	HSBC GLOBAL FUND ICIV	0	1.844	1.844
**D	AI UK EQUITY INCOME FUND	0	100.423	100.423
**D	FRIENDS LIFE FUNDS LIMITED	0	347.449	347.449
**D	FRIENDS LIFE AND PENSIONS LIMITED PIXHAM END	0	691.785	691.785
**D	AI 50:50 GLOBAL EQUITY FUND	0	395.107	395.107
**D	AI DISTRIBUTION LIFE FUND	0	46.850	46.850
**D	AI STRATEGIC GLOBAL EQUITY FUND	0	200.378	200.378
**D	CENTRAL FINANCE BOARD METHODIST CHURCH	0	10.024	10.024
**D	FTSE ALL WORLD INDEX FUND	0	170.964	170.964
**D	TEMPLETON EUROPEAN EQUITY MASTER FUND	0	4.167	4.167
**D	AIA GLOBAL MULTI-FACTOR EQUITY FUN HSBC FRANCE	0	2.628	2.628
**D	MARITIME AND PORT AUTHORITY OF SINGAPORE	0	1.010	1.010
**D	HSBC LIFE (INTERNATIONAL) LIMITED	0	162.948	162.948
**D	HSBC MANAGED GROWTH FUND	0	18.201	18.201
**D	HSBC MANAGED BALANCED FUND	0	11.280	11.280
**D	JPMORGAN MULTI BALANCED FUND	0	1.920	1.920

LISTA ESITO DELLE VOTAZIONE

Oggetto: Determinazione del compenso del Presidente del Consiglio di Amministrazione e degli Amministratori.
FAVOREVOLI

Badge	Ragione Sociale	Proprio	Delega	Totale
**D	SCHRODER IN.F.F.ADV.GL.EQUITY.FU	0	25.565	25.565
**D	HSBC P IN F HSBC POOLED GLOBAL EQUITY FD	0	38.050	38.050
**D	ALLIANZ CHOICE BEST STYLES EUROPE FUND	0	62.100	62.100
**D	JPMORGAN MULTI INCOME FUND	0	49.454	49.454
**D	HSBC POOLED INVESTMENT FUND I QUEEN'S ROAD, CENTRAL, HONG KONG, HONG KONG	0	170.000	170.000
**D	HSBC EURO MULTI-ASSET INCOME FUND	0	20.919	20.919
**D	HANG SENG INSURANCE COMPANY LIMITED	0	62.756	62.756
**D	BEST INVESTMENT CORPORATION	0	364.682	364.682
**D	BEST INVESTMENT CORPORATION	0	98.912	98.912
**D	TRUST & CUSTODY SERVICES BANK LTD	0	342.752	342.752
**D	TRUST & CUSTODY SERVICES BANK LTD AS TRUSTEE FOR PENSION INVESTMENT FUND TRUST NUMBER 21	0	43.223	43.223
**D	MHTB (LUX)/TMA UMBRELLA FUND-GLOBAL EQUI	0	11.000	11.000
**D	TMA UMBRELLA FD-TMA ACWI EX-JAPAN PORTF.	0	16.400	16.400
**D	INV. DANESKE INVEST EUROPA INDEKS KL	0	128.588	128.588
**D	INV DANESKE INVEST GLOBAL INDEKS KL	0	11.321	11.321
**D	INV DAN INV SEL GLOB EQUITY SOL AKK KL	0	49.742	49.742
**D	INV PROCAPTURE EUROPE INDEX FUND ACC KL	0	489.135	489.135
**D	GLOBAL AC INDEX FUND - ACCUMULATING KL	0	77.224	77.224
**D	PROFIL INVEST DANICA PENSJON NORGE	0	106.440	106.440
**D	AFDELING DANICA LINK - INDEKS GLOBALE AKTIER	0	11.080	11.080
**D	KAPITALFOR DANESKE INVEST INSTITUT DANICA PENSIONS - ARTIER	0	390.687	390.687
**D	DANESKE BANK PULJER	0	59.661	59.661
**D	CAISSE INTER ENTREP DE PREV PROFES CIEPP	0	74.283	74.283
**D	UNIVERSITE DE GENEVE	0	215.849	215.849
**D	BAYERINVEST VECO-FONDS B. KAPITALVERWALTUNGSGESELLSCHAFT	0	38.178	38.178
**D	BAYERINVEST VALUE PLUS FONDS	0	25.918	25.918
**D	BAYERN INVEST LIBI-FONDS B. KAPITALVERWALTUNGSGESELLSCHAFT	0	202.000	202.000
**D	SWISSCANTO FONDSLEITUNG AG	0	31.722	31.722
**D	SCOR SE FC SEGMENT	0	1.086.728	1.086.728
**D	SCOR SWITZERLAND ASSET SERVICES AG	0	557.000	557.000
**D	WIF-EUROPE OPPORTUNITIES FUND	0	215.000	215.000
**D	NMWS GHDE SCH ACCOUNT	0	62.320	62.320
**D	SWISS NATIONAL BANK	0	560.200	560.200
**D	ACM MUT FONDS GENERAL	0	11.907.281	11.907.281
**D	ACM IARD SA	0	277.590	277.590
**D	ACM VIE SA FONDS GENERAL	0	2.236.751	2.236.751
**D	SMITH GAMP; WILLIAMSON OVERSEAS	0	650	650
**D	PENSIONSKASSE DES BENEDES PUBLICA	0	541.739	541.739
**D	BAYERINVEST KAPITALVERWALTUNGSGESELLSCHAFT MBH	0	1.469.059	1.469.059
**D	ALPHA ARCHITECT INTERNATIONAL QUANTITATI	0	139.620	139.620
**D	LOMBARD ODIER FUNDS (SWITZERLAND) SA 13D	0	247.895	247.895
**D	FIDUCIARY TRUST COMPANY INTERNATIONAL AS AGENT FORUS CLIENTS	0	334	334

84573/1622

84573.1623

LISTA ESITO DELLE VOTAZIONE

Oggetto: Determinazione del compenso del Presidente del Consiglio di Amministrazione e degli Amministratori.
FAVOREVOLI

Badge	Ragione Sociale	Proprio	Delega	Totale
**D	KUTXBANK GESTION SGIIC S.A.	0	222.872	222.872
**D	VIDACAIXA, S.A.	0	834.434	834.434
**D	CAIXABANK ASSET MANAGEMENT SGIIC SA	0	390.547	390.547
**D	NATIONAL WESTMINSTER BANK	0	39.967	39.967
**D	RUSSELL INVESTMENTS INSTITUTIONAL FUNDS	0	16.789	16.789
**D	BLUEBAY GLOBAL CONVERTIBLE BOND FUND	0	75.176	75.176
**D	BLUEBAY US GLB CONV BND FND	0	2.650	2.650
**D	RBC FUNDS FOR BLUEBAY GLOBALMON THLY INCOME BOND FUND	0	36.893	36.893
**D	CENTRICA COMBINED COMMONINVESTMENT FUND LIMITED	0	37.474	37.474
**D	BLUEBAY FUNDS - BLUEBAY GLOBAL CONVERTIBLE BOND FUND	0	47.350	47.350
**D	PB SSGA INTL EQ TAX	0	33.357	33.357
**D	IQ 500 INTERNATIONAL ETF	0	75.835	75.835
**D	SUBSIDIZED SCHOOLS PROVIDENT FUND	0	23.620	23.620
**D	GNPF COL EAFE GINNA Q	0	5.100	5.100
**D	CENTRAL PENSION FUND OF THE INTERNATIONAL UNION OF OPERATINGENGINEERS AND PARTICIPATING EMPLOYERS	0	40.403	40.403
**D	VOYA GLOBAL HIGH DIVIDEND LOW VOLATILITY FUND	0	5.100	5.100
**D	STICHTING BEDRIJFSTAKPENSIOENFONDS	0	146.450	146.450
**D	STICHTING SPOORWESPENSIOENFONDS	0	25.142	25.142
**D	THE CONSOLIDATED EDISON PENSION PLAN MASTER TRUST	0	180.748	180.748
**D	DEP QF SSGA NOMUS EQUITY B2	0	15.008	15.008
**D	DEP QF SSGA NOMUS EQUITY B1	0	13.158	13.158
**D	DEP QF SSGA NOMUS EQUITY R2	0	17.646	17.646
**D	DEP QF SSGA NOMUS EQUITY H1	0	10.174	10.174
**D	ST PF UNILEVER POS SCREENING RANGEUR	0	484.200	484.200
**D	USMIA GLOBAL EQUITY	0	8.251	8.251
**D	MIRE ARROWSTREET FOREIGNRL	0	114.332	114.332
**D	MIRE MFS FOREIGN LARGE	0	148.721	148.721
**D	MIRE FISHER FRN LRG	0	180.909	180.909
**D	MARNIC II LLC	0	6.657	6.657
**D	MULTI ADVISOR FUNDS INTERNATIONAL EQUITY VALUE FUND	0	56.384	56.384
**D	DEUTSCHE ASSET MANAGEMENT INVESTMENT GMBH ON BEHALF OF DEUTSCHE DCG EQ	0	23.939	23.939
**D	PRINCIPAL DIVERSIFIED SELECT REAL ASSET FUND	0	9.717	9.717
**D	TENNESSEE VALLEY AUTHORITY ASSET RETIREMENT TRUST	0	16.531	16.531
**D	VY FRANKLIN INCOME PORTFOLIO	0	10.614	10.614
**D	FFI STRATEGIES PORTFOLIO	0	3.769	3.769
**D	ALAMOSIA LLC	0	1.235	1.235
**D	INTL EQUITY FUND MONDRIAN	0	1.646.394	1.646.394
**D	CANDENCE GLOBAL EQUITY FUND LP	0	529	529
**D	DRMA LTD	0	71.775	71.775
**D	C9W C1EW FD PARAMETRIC	0	9.161	9.161
**D	WF FAIRM STATE STREET GLOBAL SERV	0	22.880	22.880
**D	CENTRAL PENSION FUND OF THE INT. UNION OF OPERATINGENGINEERS AND PARTICIPATING EMPLOYERS	0	189.841	189.841
**D	MANULIFE MULTIFACTOR DEVELOPED INTERNATIONAL INDEX	0	16.059	16.059

LISTA ESITO DELLE VOTAZIONE

Oggetto: Determinazione del compenso del Presidente del Consiglio di Amministrazione e degli Amministratori.
FAVOREVOLI

Badge	Regione Sociale	Proprio	Delega	Totale
**D	CERVURITE INTERNATIONAL LLC	0	20.710	20.710
**D	1975 IRREV TRUST OF C D WEYERHAEUSER	0	1.768	1.768
**D	CDW 73 IRR PARA GL	0	1.544	1.544
**D	MOTHER CABRINI HEALTH FOUNDATION, INC.	0	35.397	35.397
**D	BARNARD COLLEGE	0	7.629	7.629
**D	THE ALAIN LEGER FAMILY TRUST	0	20.410	20.410
**D	CORONATION FUND MANAGERS PTY LIMITED	0	11.160	11.160
**D	JOHN M MC DONOUGH IRR MAN AND NAPIER	0	710	710
**D	G MCLACHLAN DECL TR-MANNING-NAPIER	0	1.051	1.051
**D	J MCCARTNEY 12-30-97 MANNING-NAPIER	0	1.004	1.004
**D	J HANSEN REV TR 4 29 81 MANNING	0	2.407	2.407
**D	PATRICK R HANS MANNING AND NAPIER	0	513	513
**D	GRUSECKI NEXGEN LLC MANNING AND NAPIER	0	1.263	1.263
**D	GOLDER 2007 FAM TR MANNING AND NAPIER	0	1.328	1.328
**D	THOMAS C GAPUTIS REV TR MANNING	0	880	880
**D	WILLIAM FOOTE 95 TR MANNING AND NAPIER	0	849	849
**D	L BUONANNO TR TEMPLE SMITH SR M AND N	0	2.929	2.929
**D	OPUS FINANCIAL LLC MANNING AND NAPIER	0	5.264	5.264
**D	CJB FAMILY TR 06-15-00-MANNING	0	2.380	2.380
**D	CJB CRUT II 11 27 06 MANNING	0	1.660	1.660
**D	CJB CRUT 5 1 01 MANNING	0	3.152	3.152
**D	JEFFREY S ARONIN REV TRUST SUB	0	3.166	3.166
**D	TANGLIN CLAYMORE LIC MANNING	0	794	794
**D	CATHERINE SLARK TR MANNING AND NAPIER	0	728	728
**D	OLIVE MC CARTHY 2009 TRUST-MANNING	0	830	830
**D	BUNRATTY HOLDINGS, LLC-MANNING INTL	0	638	638
**D	THE MALUTH FAMILY TRUST-MANNING-SUB	0	904	904
**D	FANCELLI FDN, INC. (SPECIAL)-MANNING	0	1.475	1.475
**D	DEBORAH A. SCHMIDT REV TR-MANNING	0	749	749
**D	J G FENCIK TR-MANNING AND NAPIER SUB	0	1.916	1.916
**D	R C DELL TRUST MANNING AND NAPIER ADV	0	950	950
**D	JAMES J BAKKE 1987 TRUST MANNING	0	2.937	2.937
**D	ALMEIDA FAMILY LEGACY TR MANNING	0	596	596
**D	ELIZABETH E. RIORDAN 1997 TR MANNING	0	1.149	1.149
**D	B4306 FRB M LUND REV TR	0	1.639	1.639
**D	VOLUNTARY EMPLOYEES BENEFICIARY ASSOCIATION SOUTHERN CALIFORNIA EDISON COMPANY	0	8.034	8.034
**D	THE MANUFACTURERS LIFE INSURANCE COMPANY	0	12.281	12.281
**D	2054 APG DME BLACK	0	41.495	41.495
**D	MORRIS 1992 GIFT TR FOR ELLEN M AND N	0	1.770	1.770
**D	A BERGOLI REV TR MANNING AND NAPIER	0	747	747
**D	QUIGG VENTURES LLC MANNING AND NAPIER	0	997	997
**D	INVESCO MARKETS I, LLC	0	8.620	8.620
**D	WILM MULTI MGR ALT FD ANALYTIC INV	0	21.499	21.499

84573/626

LISTA ESITO DELLE VOTAZIONE

Oggetto: Determinazione del compenso del Presidente del Consiglio di Amministrazione e degli Amministratori.
FAVOREVOLI

84573 / 1625

Badge	Ragione Sociale	Proprio	Delega	Totale
**D	ARROWSTREET COLLECTIVE INVESTMENT TRUST	0	42.325	42.325
**D	RWSF CIT EAFE	0	536.877	536.877
**D	RWSF CIT ACWIEUX	0	471.357	471.357
**D	FISHER INVESTMENTS INSTITUTIONAL GROUP ESG STOCK FUND FOR RETIREMENT PLANS	0	61	61
**D	FISHER INVESTMENTS INSTITUTIONAL GROUP STOCK FUND FOR RETIREMENT PLANS	0	58	58
**D	GLOBAL ATLANTIC GOLDMAN SACHSGLOBALEQUITY INSIGHTS PORTFOLIO	0	2.972	2.972
**D	GLOBAL ATLANTIC BLACKROCK DISCIPLINED INTERNATIONAL CORE PORTFOLIO	0	3.871	3.871
**D	SHELL CANADA 2007 PENSION PLAN	0	31.629	31.629
**D	FIDELITY SALEM STREET TRUST FIDELITY SAI INTERNATIONAL INDEX FUND	0	999.834	999.834
**D	SHELL CANADA 2007 PENSION PLAN 400	0	23.127	23.127
**D	TEXAS UTILITIES QUAL NOT PARTNERSHIP	0	4.545	4.545
**D	RCB AVOIRS FIA	0	20.790	20.790
**D	RCB AVOIRS OPCVM	0	655.500	655.500
**D	ZVK DEAM SPK	0	72.000	72.000
**D	RCB OMNIBUS	0	17.545	17.545
**D	ALAS INV SERVICESMONDRIAN INV	0	84.263	84.263
**D	UND INVESTMENT PARTNERSHIP COMPANY	0	1	1
**D	ADVANCED SERIES TRUST AST T ROWE PRICE GROWTH OPPORTUNITIES PORTFOLIO GATEWAY CENTER	0	118.259	118.259
**D	AST TRP DIVERS REAL GWTH PORT PMO	0	6.128	6.128
**D	GREAT WEST CORE STRATEGIES INTERNATIONAL EQUITY FUND	0	8.861	8.861
**D	DT INTERNATIONAL STOCK INDEX FUND	0	112.646	112.646
**D	NATWEST TDS DEP BRYM RM GLO EQ FUND	0	5.281	5.281
**D	THE NATURE CONSERVANCY WORLDWIDE OFFICE	0	7.061	7.061
**D	GS TACS MARKET CONTINUOUS INTERNATIONAL	0	123.960	123.960
**D	NOM US EQUITY MGRS PORT 4 LSV	0	132.100	132.100
**D	UNEMPLOYMENT PENSION FUND	0	19.467	19.467
**D	LEGAL AND GENERAL UCITS ETF PLC	0	83.935	83.935
**D	THE BANK OF NEW YORK MELLON (INTERNATIONAL) LIMITED AS TRUSTEE FOR LIONTRUST EUROPEAN INCOME FUND	0	106.316	106.316
**D	THE BANK OF NEW YORK MELLON (INTERNATIONAL) LIMITED AS TRUSTEE FOR LIONTRUST EUROPEAN ENHANCED INCOME FUND	0	0	38.524
**D	NATIONAL BANK TRUST	0	169.285	169.285
**D	CADENCE GLOBAL EQUITY FUND LP	0	2.156	2.156
**D	VANGUARD EUROPEAN STOCK INDEX FUND	0	4.427.929	4.427.929
**D	WESPATH FUNDS TRUST	0	14.021	14.021
**D	VANGUARD FTSE ALL-WORLD EX US INDEX FUND	0	4.572.028	4.572.028
**D	VAERDIPAPIFONDEN SPARINVEST INDEX	0	28.091	28.091
**D	THE HARTFORD RETIREMENT PLAN TRUST FOR US EMPLOYEES	0	43.168	43.168
**D	SUBSIDIZED SCHOOLS F FUND NORTHERN	0	25.940	25.940
**D	INTERNATIONAL EQUITY FUND	0	127.007	127.007
**D	OLD WESTBURY ALL CAP ESG FUND	0	18.406	18.406
**D	QS STRATEGIC REAL RETURN FUND	0	5.776	5.776
**D	55041 KUP GLOBALE AKTIER IV	0	4.457	4.457
**D	55002 UP EUROPAEISKE AKTIER	0	335.355	335.355

LISTA ESITO DELLE VOTAZIONE

Oggetto: Determinazione del compenso del Presidente del Consiglio di Amministrazione e degli Amministratori.
FAVOREVOLI

Badge	Ragione Sociale	Proprio	Delega	Totale
**D	KAPITALFORENINGEN EMD INVEST GLOBALE AKTIER III	0	31.905	31.905
**D	KAPITALFORENINGEN EMD INVEST GLOBALE AKTIER II	0	26.221	26.221
**D	MSAR SCHRODER	0	84.264	84.264
**D	AUTORIDADE MONETARIA DE MACAU	0	68.088	68.088
**D	XTRACKERS MSCI KOKUSAI EQUITY ETF	0	2.651	2.651
**D	BNY MELLON INTERNATIONAL EQUITY ETF	0	5.128	5.128
**D	RPTCL GRPF RAILPEN IVAL	0	2.071.245	2.071.245
**D	NORFOLK COUNTRY RETIREMENT SYSTEM	0	40.132	40.132
**D	IVY PROSHARES MSCI ACWI INDEX FUND	0	5.431	5.431
**D	BCT POOLED INVESTMENT FUND SERIES SMARTEUROPEAN EQUITY FUND	0	22.174	22.174
**D	STEWARDSHIP FOUNDATION	0	2.359	2.359
**D	SEQUOIA FOUNDATION	0	227	227
**D	FOREST FOUNDATION	0	443	443
**D	JOHN SPEARS GRAT I DTD	0	11.225	11.225
**D	JOHN D SPEARS GRAT 1 DTD 2 20 2009 FBOBANA SPEARS	0	5.225	5.225
**D	CAROL SPEARS TWKF3506002 JOHN SPEARS	0	1.975	1.975
**D	JOHN D. SPEARS REVOCABLE TRUST	0	61.500	61.500
**D	THE UNIVERSITY COURT OF THE UNIVERSITY OF GLASGOW	0	19.590	19.590
**D	THE COMMONWEALTH FUND	0	1.536	1.536
**D	UNIVERSITY OF WISCONSIN	0	95.503	95.503
**D	PAUL ARTHUR BONDER PAGE LEIGH BONDOR JT TEN	0	711	711
**D	JULES M LASER MANNING AND NAPIER	0	650	650
**D	PANAGORA RISK PARITY MULTI ASSET MASTER FUND LTD	0	36.435	36.435
**D	R K MELLON INTERNATIONAL FUND	0	76.357	76.357
**D	RICHARD KING MELLON FDN	0	132.232	132.232
**D	WBW TRUST NUMBER ONE	0	1.114	1.114
**D	DEPC EMO FCP	0	43.704	43.704
**D	CF DV DYNAMIC GROWTH FUND	0	1.030	1.030
**D	CF DV INTERNATIONAL STOCK INDEX FUND	0	104.672	104.672
**D	THE BANK OF NEW YORK MELLON EMPLOYEE BENEFIT COLLECTIVE INVESTMENT FUND PLAN	0	1.934.606	1.934.606
**D	BNYM EB DYNAMIC GWTH MCM	0	3.907	3.907
**D	PACIFIC FUNDS DIVERSIFIED INCOME	0	816	816
**D	1895 FONDS FGR	0	405.328	405.328
**D	PRINCIPAL FUNDS INC DIVERSIFIED REAL ASSET FUND	0	182.635	182.635
**D	PHILADELPHIA GAS WORKS PENSION PLAN	0	4.154	4.154
**D	VAERDIPAPIRONDEN SPARINVEST INDEX GLOBALE AKTIER ETIK KL ID SPARINVEST	0	7.803	7.803
**D	FIRST STATE INVESTMENTS ICVC FIRST STATE DIVERSIFIED GROWTH FUND	0	729	729
**D	VOYA MUTLI MANAGER INTERNATIONAL FACTORS FUND	0	66.151	66.151
**D	MEDTRONIC DEFINED CONTRIBUTION PLAN MASTER TRUST	0	53.142	53.142
**D	BELM ATLANTIC MASTER TRUST	0	406.646	406.646
**D	EMPLOYERS RETIREMENT SYSTEM OF THE STATE OF HAWAII	0	15.833	15.833
**D	PENSION RESERVES INVESTMENT TRUST FUND	0	2.597.026	2.597.026
**D	OPERATING ENGINEERS LOCAL 101 PENSION FUND	0	39.516	39.516

84573/1626

LISTA ESITO DELLE VOTAZIONE

Oggetto: Determinazione del compenso del Presidente del Consiglio di Amministrazione e degli Amministratori.
FAVOREVOLI

Badge	Ragione Sociale	Proprio	Delega	Totale
**D	FLORIDA RETIREMENT SYSTEM	0	780.183	780.183
**D	BLACKROCK WORLD EX FLORIDA RET SYS	0	489.083	489.083
**D	FLORIDA RETIREMENT SYSTEM	0	50.102	50.102
**D	FLORIDA RETIREMENT SYSTEM	0	131.064	131.064
**D	EMPLOYEES RETIREMENT SYSTEM OF TEXAS	0	146.000	146.000
**D	BNYMTD BLK CONT EUR EQ TRCK FD INV	0	1.793.730	1.793.730
**D	PF INTERNATIONAL LARGE CAP FUND	0	27.943	27.943
**D	PACIFIC LIFE FUNDS PL INTERNATIONAL VALUE FUND	0	66.901	66.901
**D	BNYMTD RM GLOBAL HIGH ALPHA FUND	0	42.855	42.855
**D	FENN SERIES DEV INTL INDEX FUND	0	18.386	18.386
**D	BLL AQUIL LJFGLO3000 FMEN WHT INDEF	0	203.461	203.461
**D	POOL RE L AND G MSCI EQ	0	68.172	68.172
**D	AST GS MULTI ASSET PORT LIQ PDHB	0	6.745	6.745
**D	SRP PANAGORA	0	450.901	450.901
**D	UTC EDHEC BLACKROCK UNITED TECHNOLOGIES CORPORATION MASTER RETIREMENT	0	6.188	6.188
**D	TEA BLACKROCK INC INTL	0	1	1
**D	NV RBIF ALLNCEBRNSTN INTL EQ	0	23.313	23.313
**D	NV PERS SSGA EAFE INDEX PUBLIC EMPLOYEES RETIREMENT SYSTEM OF NEVADA	0	794.715	794.715
**D	NV PERS MELLON CAPITAL INDEX	0	744.610	744.610
**D	LOUISIANA STATE ERS MONDRIAN LG CAP	0	433.004	433.004
**D	LOUISIANA STATE ERS MSCI EXUS INDEX	0	137.602	137.602
**D	ENSIGN PEAK FISHER INVESTMENTS	0	283.626	283.626
**D	IWS COP TREAS PWP RHUMBLINE MSCI	0	17.718	17.718
**D	CPA COP PSERS WELLINGTON COMMODITY COMMONWEALTH OF PENNSYLVANIA PUBLIC SCHOOL EMPLOYEES RETIREMENT SYSTEM	0	109.929	109.929
**D	CPA COP PSERS ACWI X US INDEX	0	322.964	322.964
**D	INTERNATIONALE KAPITALANLAGEGESELLSCHAFT MBH ACTING FOR ACCOUNT OF INKA PBEAKK	0	82.426	82.426
**D	INTERNATIONALE KAPITALANLAGEGESELLSCHAFT MBR ACTING FOR ACCOUNT OF INKA PBEAKK	0	10.108	10.108
**D	UPMC BMO PENSION	0	41.713	41.713
**D	UPMC BMO	0	28.891	28.891
**D	FLORIDA BIRTH RELATED NEUROLOGICAL INJURY COMPENSATION ASSOCIATION	0	35.051	35.051
**D	FRANKLIN FUND ALLOCATOR SERIES FRANKLIN INTERNATIONAL CORE EQUITY IU FUND	0	204.667	204.667
**D	ADEPT INVESTMENT MANAGEMENT PLC	0	149.003	149.003
**D	CEP DEP IP EURO EX UK ENH IND FD	0	2.452	2.452
**D	VIRGINIA RETIREMENT SYSTEM	0	648.789	648.789
**D	PMPT INKA FONDS	0	91.976	91.976
**D	PMPT INKA FONDS	0	67.330	67.330
**D	DUKKS ENERGY QUALIFIED NUCLEAR DECOMMISSIONING	0	110.016	110.016
**D	PUBLIC EMPLOYEES RETIREMENT SYSTEM OF MISSISSIPPI	0	1	1
**D	INDIANA UNIVERSITY FOUNDATION SHOWALTER HOUSE	0	55.053	55.053
**D	INDIANA PUBLIC RETIREMENT SYSTEM	0	357.479	357.479
**D	ELECTRICAL WORKERS LOCAL NO 26 PENSION TRUST FUND	0	63.185	63.185
**D	ZOETWAREN ROBECO MANAGED	0	44.405	44.405

84573 / 1627

LISTA ESITO DELLE VOTAZIONE

Oggetto: Determinazione del compenso del Presidente del Consiglio di Amministrazione e degli Amministratori.
FAVOREVOLI

Badge	Ragione Sociale	Proprio	Delega	Totale
**D	MAATSCHAPPIJ VOOR ROEREND BEZIT VAN DE BOERENBOND MRBB CVBA	0	198.616	198.616
**D	IOWA PUBLIC EMPLOYEES RETIREMENT SYSTEM	0	22.285	22.285
**D	METROPOLITAN LIFE INSURANCE COMPANY	0	135.256	135.256
**D	METROPOLITAN LIFE INSURANCE COMPANY	0	16.599	16.599
**D	ENERGY INSURANCE MUTUAL LIMITED	0	13.905	13.905
**D	PRUDENTIAL INVESTMENT PORTFOLIO 2 PRUDENTIAL QMA INTL DEVELOPED MKRKS INDEX FUND	0	8.485	8.485
**D	AL TRUST AKTIEN EUROPA SPK	0	18.779	18.779
**D	UPS GROUP TRUST	0	104.529	104.529
**D	BNC BENEFIT BOARD INC	0	124.410	124.410
**D	SOUTH CAROLINA RETIREMENT SYSTEMS GROUP TRUST	0	117.110	117.110
**D	THE STATE OF CONNECTICUT ACTING THROUGH ITS TREASURER	0	412.243	412.243
**D	BOARD OF PENSIONS OF THE EVANGELICAL LUTHERAN CHURCH IN AMERICA	0	1.126	1.126
**D	THE BANK OF NEW YORK MELLON CORPORATION RETIREMENT PLANS MASTER TRUST	0	102.534	102.534
**D	SCHOOL EMPLOYEES RETIREMENT SYSTEM OF OHIO	0	358.852	358.852
**D	PUBLIC EMPLOYEES RETIREMENT ASSOCIATION OF NEW MEXICO	0	98.961	98.961
**D	STICHTING BEDRIJFSPENSIOENFONDS VOOR	0	58.928	58.928
**D	KAPITALFORENINGEN INVESTIN PRO	0	9.436	9.436
**D	POWERSHARES S AND P INTERNATIONAL DEVELOPED HIGH DIVIDEND LOW VOLATILITY PORTFOLIO	0	14.298	14.298
**D	STATE OF WISCONSIN INVESTMENT BOARD	0	1.430.771	1.430.771
**D	DEUTSCHE XTRKS MSCI ALL WORLD HDG	0	12.515	12.515
**D	EMPLOYEES RETIREMENT SYSTEM OF TEXAS	0	224.993	224.993
**D	AIF KAP SI II VALUE AKTIER	0	31.275	31.275
**D	NKB SI VALUE EUROPA	0	289.939	289.939
**D	NKB SII GLOBAL AKTIER MIN RISIKO	0	151.515	151.515
**D	NKB SII EUROPE VALUE	0	87.880	87.880
**D	NKB SI VALUE AKTIER	0	379.131	379.131
**D	NKB SI CUMULUS VALUE	0	38.224	38.224
**D	IQ CANDRIAM ESG INTERNATIONAL EQUITY ETF	0	13.110	13.110
**D	NON US EQUITY MANAGERS PORTFOLIO 1 SERIES	0	44.918	44.918
**D	BOK KIC GEEQ2 0	0	5.546	5.546
**D	BOK MCM DM PEQ	0	1	1
**D	BOK KIC GPEQO	0	20.626	20.626
**D	THE GOVERNMENT EMPLOYEES PENSION FUND GEPF	0	28.885	28.885
**D	GAMMA EMIRATES INVESTMENTS LLC	0	50.347	50.347
**D	CEP DEP IP GLOBAL EX UK ENHAN IND	0	5.764	5.764
**D	PS FTSE LO BT-EQ-WT-PORT	0	1.894	1.894
**D	IQ GLOBAL-RESOURCES-ETF	0	7.705	7.705
**D	PUBLIC EMPLOYEES RETIREMENT SYSTEM OF MISSISSIPPI	0	1	1
**D	POWERSHARES S'AND P'GLOBAL EX CANADA HIGH DIVIDEND LOW VOLATILITY INDEX ETF	0	8.177	8.177
**D	EMPLOYEES RETIREMENT TRUST OF BANK OF MONTREAL HARRIS	0	63.564	63.564
**D	HRCD RPMT RRR-RHUMBLINE 'EAFE	0	791	791
**D	BOK KIC GAEQ16	0	68.276	68.276
**D	AOHIT.NAI RHUMBLINE 'EAFE-THE ARCHDIOCESE OF HARTFORD INVESTMENT TRUST	0	1.184	1.184

84573/1628

LISTA ESITO DELLE VOTAZIONE

Oggetto: Determinazione del compenso del Presidente del Consiglio di Amministrazione e degli Amministratori.
FAVOREVOLI

Badge	Ragione Sociale	Proprio	Delega	Totale
**D	PFI INTL EQUITY INDEX FUND	0	207.951	207.951
**D	BNYTD CF FURISIMA EAFE TOTAL RTN FD	0	3.506	3.506
**D	INVECO STRATEGIC DEVELOPED EX-US ETF	0	94.027	94.027
**D	BANK OF KOREA	0	189.222	189.222
**D	THE STATE OF CONNECTICUT	0	24.841	24.841
**D	ALLSTATE LIFE INSURANCE COMPANY	0	336.512	336.512
**D	BNYMTCIL PS ST HIDWLWVI UCITS ETF	0	39.578	39.578
**D	GREAT WEST INTERNATIONAL INDEX FUND	0	183.053	183.053
**D	PS FTSE RAFI DEVEL MAR EX US PORT	0	541.252	541.252
**D	POWERSHARES GLOBAL FUNDS IRELAND PLC	0	11.613	11.613
**D	PS FTSE RAFI EU UCITS ETF BNYMTCIL	0	5.613	5.613
**D	56053 IP GLOBAL EQUITIES I	0	127.861	127.861
**D	THE LONDON BOROUGH OF BROMLEYSUPERANNUATION FUND	0	140.399	140.399
**D	WILMINGTON MULTIMANAGER INTERNATIONAL FUND	0	26.745	26.745
**D	BNYMTCIL GLG EUROPEAN EQ ALTER TRAD	0	115.884	115.884
**D	FT DOW JONES GLOBAL SEL DIV IND FD	0	277.045	277.045
**D	ADVANCED SERIES TRUST AST NEW DISCOVERY ASSET	0	62.024	62.024
**D	AZL NEJ INTERNATIONAL VALUE FUND	0	18.784	18.784
**D	DOW NL BRANDES	0	145.718	145.718
**D	DWS INVESTMENT GMSH ON BEHALF OF DEAM FONDS ZDV	0	44.444	44.444
**D	CZ ANDELEN SSGA	0	30.092	30.092
**D	PGVF SSGA	0	2.862	2.862
**D	PGEF PG E QUALIFIED PANAGORA EAFE	0	51.657	51.657
**D	AIB GROUP IRISH PENSION SCHEME AIB	0	36.946	36.946
**D	AURION GLOBAL EQUITY FUND	0	8.873	8.873
**D	MINNESOTA LIFE INSURANCE COMPANY	0	29.773	29.773
**D	HIGF HGHLD PBINF WLGTN CF	0	14.706	14.706
**D	HGHF HGHLD PBINF WLGTN	0	29.766	29.766
**D	CITY OF NEW YORK DEFERRED COMPENSATION PLAN	0	1.080.117	1.080.117
**D	VANGUARD INTL HIGH DIV YLD INDEX FD	0	459.042	459.042
**D	NSNF PARA EAFE FI 2	0	7.912	7.912
**D	NSNF PARA EAFE FI 1	0	6.478	6.478
**D	NSNF PARA EAFE MONTI	0	14.223	14.223
**D	INVECO FUNDS	0	2.975	2.975
**D	PUBLIC EMPLOYEE RETIREMENT SYSTEM OF IDAHO	0	829.661	829.661
**D	RAYTHEON MASTER PENSION TRUST	0	77.687	77.687
**D	PATTSBURGH THEOLOGICAL SEMINARY OF THE PRESBYTERIAN CHURCH	0	9.280	9.280
**D	PUBLIC EMPLOYEE RETIREMENT SYSTEM OF IDAHO	0	469.438	469.438
**D	PUBLIC EMPLOYEE RETIREMENT SYSTEM OF IDAHO	0	136.072	136.072
**D	LAWRENCE LIVERMORE NATIONAL SECURITY LLC AND LOS ALAMOS NATIONAL SECURITY LLC DEFINED BENEFIT PLANGROUP TRUST	75.056	0	75.056
**D	HRMF MES INSTITUTIONAL AD	0	60.563	60.563
**D	ALASKA PERMANENT FUND CORPORATION	0	657.895	657.895

84573/1629

LISTA ESITO DELLE VOTAZIONE

Oggetto: Determinazione del compenso del Presidente del Consiglio di Amministrazione e degli Amministratori.
FAVOREVOLI

Badge	Ragione Sociale	Proprio	Delega	Totale
**D	3M ERIP RAFI EAFE	0	127.189	127.189
**D	AP7 EQUITY FUND	0	2.590.395	2.590.395
**D	RZSF002 NON US EQ MONDRIAN	0	354.092	354.092
**D	COUNTY EMPLOYEES ANNUITY AND BENEFIT FUND OF COOK COUNTY	0	100.023	100.023
**D	OSBF PANAGORA	0	45.997	45.997
**D	DEUTSCHE XTRK MSCI STH EUR HDG ETF	0	2.508	2.508
**D	AZL INTERNATIONAL INDEX FUND	0	271.784	271.784
**D	MONDRIAN EMERGING MARKETS EQUITY TREASURER OF THE STATE OF NORTH CAROLINA EQUITY INVESTMENT FUND POOLED TRUST	0	3.671.770	3.671.770
**D	BLACKROCK ACWI USIMI	0	790.790	790.790
**D	WELLINGTON DIVERSIFIED INTL	0	1.089.847	1.089.847
**D	DIOCESE OF VENICE PENSION PLAN AND TRUST	0	3.387	3.387
**D	UFJF MCM MSCI WORLD FD	0	31.610	31.610
**D	FIRE AND POLICE PENSION ASSOCIATION OF COLORADO	0	44.662	44.662
**D	ROWF GT ALPHAEXTEAFE	0	95.697	95.697
**D	WF AND CO CASH PLN MONDM INV PT	0	498.231	498.231
**D	ALICNY BLACKROCK GBL EQUITY	0	9.807	9.807
**D	GS KOKUSAI EGY MASTER FD BNYMTCIL	0	18.241	18.241
**D	IOWA PUBLIC EMPLOYEES RETIREMENT SYSTEM	0	782.890	782.890
**D	IOWA PUBLIC EMPLOYEES RETIREMENT SYSTEM	0	237.405	237.405
**D	THE EUROPEAN CENTRAL BANK	0	131.073	131.073
**D	FIDELITY PURITAN TRUST FIDELITY LOW PRICED STOCK K6 FUND	0	391.633	391.633
**D	AL TRUST H3 FONDS SPK	0	133.357	133.357
**D	AL TRUST FONDS SP 7 SPK	0	259.191	259.191
**D	SHELL PENSION TRUST	0	52.869	52.869
**D	TENNESSEE VALLEY AUTHORITY	0	43.987	43.987
**D	LEIF FISHER ASSET MGMT	0	73.070	73.070
**D	SHELL PENSION TRUST	0	81.699	81.699
**D	MNVF SSGA INTL EQUITY	0	12.781	12.781
**D	CTJ RE STANLIB GLOBAL EQUITY FD AB	0	24.089	24.089
**D	BNYTD CF CANLIFE GLOBAL EQ INC FUND	0	45.978	45.978
**D	PFI OVERSEAS FD PMC	0	131.945	131.945
**D	PFI GLOBAL DIV INCOME FD PGI VALUE	0	108.970	108.970
**D	VY TEMPLETON FOREIGN EQUITY	0	238.778	238.778
**D	VOYA INTERNATIONAL HIGH DIVIDEND EQUITY INCOME FUND	0	25.871	25.871
**D	PGTF DR NON US EQUITY GT	0	45.475	45.475
**D	DBX FTSE-DEV-EX-US CUMP FACTOR	0	1.475	1.475
**D	DEUTSCHE XTRK5 MSCI-SAFE CCYHDG	0	755.568	755.568
**D	TGWF PANAGORA-INTL-EQ	0	15.004	15.004
**D	FARMERS GROUP INC-301 K SAVINGS PLAN	0	285.510	285.510
**D	ROWF GT ALPHAEXTEXUS	0	309.140	309.140
**D	ROWF GT ACWI EX US	0	1.343.141	1.343.141
**D	SBSA GEPF BLACKROCK EQUITY	0	233.515	233.515

84573/1630

LISTA ESITO DELLE VOTAZIONE

Oggetto: Determinazione del compenso del Presidente del Consiglio di Amministrazione e degli Amministratori.
FAVOREVOLI

Badge	Ragione Sociale	Proprio	Delega	Totale
**D	BOA PENSION PLAN MONDRIAN	0	748.538	748.538
**D	BELLSOUTH CORP REA VEBR TRUST	0	37.633	37.633
**D	SPARTAN INFL INDEX	0	4.906.028	4.906.028
**D	TIPF PANAGORA DYN INTL EQ	0	4.912	4.912
**D	BOA PENSION SSGA	0	127.027	127.027
**D	SCEF MONDRIAN	0	183.609	183.609
**D	SAEF SCE PANAGORA QUAL	0	78.848	78.848
**D	CLSF TEMPLETON	0	66.271	66.271
**D	ECBSEG	0	116.194	116.194
**D	BNYM INTL EQUITY INCOME FUNDD	0	211.370	211.370
**D	DREYFUS INDEX FUNDS INC DREYFUS INTERNATIONAL STOCK INDEX FUND	0	102.842	102.842
**D	BLL AQUILA LIFE FTSE RAFI DEVELOPED	0	640.860	640.860
**D	BLL AQUILA LIFE FTSE RAPI DEVELOPED	0	155.579	155.579
**D	DEUTSCHE XTRKX MSCI EURO CCYHDG	0	387	387
**D	POWERSHARES PUREBETA FTSE DEVELOPED EX NORTHAMERICA PORTFOLIO	0	1.652.339	1.652.339
**D	BLL AQUILA LIFE EUROPEAN EQUITY	0	491.767	491.767
**D	BLL AQUILA LIFE MSCI WORLD FUND	0	66.135	66.135
**D	BLL AQUILA LIFE GLOBAL MINIMUM	0	34.597	34.597
**D	AIF 21104 LPI AKT EUROPA II	0	18.273	18.273
**D	INVESTINGSFORINGEN LAEGERNES INVEST,	0	695.679	695.679
**D	AF81 LABOR SELECT INTL EQ	0	73.513	73.513
**D	SEMPRA ENERGY PENSION MASTER TRUST	0	28.049	28.049
**D	SEATTLE CITY EMPLOYEES RETIREMENT SYSTEM	0	867.458	867.458
**D	DWS INVESTMENT GMBH	0	192.062	192.062
**D	PS6F STATE STREET INTL EQ	0	90.105	90.105
**D	GSK TEMPLETON	0	220.764	220.764
**D	GS ACTIVE BETA INTL EQUITY ETF	0	12.004	12.004
**D	DEUTSCHE XTRK MSCI EMU HDG EQ ETF	0	3.624	3.624
**D	GS ACTIVEBETA EUROPE ETF	0	2.492	2.492
**D	IQ 50 PERCENT HEDGED FTSE EURO ETF	0	51.255	51.255
**D	IQ 50 PERCENT HEDGED FTSE INTL ETF	0	22.733	22.733
**D	ALLSTATE INSURANCE CO BLACKROCK	0	977	977
**D	INVESCO S AND P EUROPE 350 EQUAL WEIGHT INDEX ETF	0	20.602	20.602
**D	INTERNATIONALE KAPITALANLAGESELSCHAFT MBH	0	100.345	100.345
**D	KAPITALANLAGESELSCHAFT MBH	0	4.946	4.946
**D	THE AMERICAN UNIVERSITY IN CAIRO	0	7.000	7.000
**D	CC COL EAFE Q UN 2	0	11.719	11.719
**D	EMPLOYEES RETIREMENT SYSTEM OF THE CITY OF BALTIMORE	0	24.552	24.552
**D	MINISTERS AND MISSMRES BENEFIT BRD OF AMERICAN BPST CHURCHES	0	8.791	8.791
**D	VOYA BALANCED PORT INTL VALUE	0	427.400	427.400
**D	VOYA INTERNATIONAL INDEX PORTFOLIO	0	4.900	4.900
**D	CC COL EAFE Q UN 1	0	11.300	11.300
**D	NMFF COL EAFE NMP Q	0	4.795	4.795
**D	DAEC Q SSGA INTL TC	0		

84573 1631

LISTA ESITO DELLE VOTAZIONE

Oggetto: Determinazione del compenso del Presidente del Consiglio di Amministrazione e degli Amministratori.
FAVOREVOLI

Badge	Ragione Sociale	Proprio	Delega	Totale
**D	DAEC NQ SSGA TAX	0	3.415	3.415
**D	MI FONDS KIO SPK	0	60.161	60.161
**D	CITIBANK NEW YORK A.D.R. DEPT	0	22.128.358	22.128.358
**D	CITIBANK NEW YORK A.D.R. DEPT	0	12.732.072	12.732.072
**D	CITIBANK NEW YORK A.D.R. DEPT	0	40.068	40.068
**D	CITIBANK NEW YORK A.D.R. DEPT	0	470.650	470.650
**D	CITIBANK NEW YORK A.D.R. DEPT	0	1.839.730	1.839.730
**D	CITIBANK NEW YORK A.D.R. DEPT	0	2.336.916	2.336.916
**D	AMUNDI SGR SPA/ AMUNDI RISPARMIO ITALIA	0	673.993	673.993
**D	AMUNDI SGR SPA/ AMUNDI SVILUPPO ITALIA	0	2.570.305	2.570.305
**D	AMUNDI SGR SPA	0	890.593	890.593
**D	LA BANQUE POSTALE A M. ARCALIS	0	15.096	15.096
**D	NESTLE FRANCE EQUILIBRE	0	25.906	25.906
**D	SG DIVERSIFIE ISR	0	26.088	26.088
**D	SG ACTIONS INTERNATIONALES	0	100.626	100.626
**D	HALEVY A3	0	166.001	166.001
**D	HALEVY A2	0	120.383	120.383
**D	UF 6 A ACT	0	60.000	60.000
**D	CASSETTE DIVERSIFIE	0	81.836	81.836
**D	SG ACTIONS EUROPE MULTIGESTION	0	9.955	9.955
**D	DIVERSIFIE ACTIONS 50-65 DU CD	0	14.754	14.754
**D	OFI MARKET NEUTRAL EQUITY	0	47.644	47.644
**D	MATMOT ACTIONS EURO	0	23.000	23.000
**D	SG ACTIONS ENERGIE	0	52.715	52.715
**D	SG ACTIONS EURO VALUE	0	193.776	193.776
**D	SG ACTIONS EUROPE	0	63.921	63.921
**D	SG ACTIONS EUROPE LARGE CAP	0	14.067	14.067
**D	LYXOR MSCI EUROPE UCITS ETF	0	255.531	255.531
**D	LYX EUR STOXX 50 (DR) U E	0	2.116.873	2.116.873
**D	LYXOR INDEX FUND EURO	0	5.311	5.311
**D	ETOILE GESTION	0	30.400	30.400
**D	ETOILE ACTIONS RENDEMENT	0	122.459	122.459
**D	ETOILE ENERGIE EUROPE	0	84.000	84.000
**D	ANTARIUS ROTATION SECTORIELLE	0	8.684	8.684
**D	ETOILE MATIERES PREMIERES	0	33.433	33.433
**D	LYXOR EURO STOXX 300 (DR)	0	264.187	264.187
**D	LYXOR STOXX EUROPE 600 (DR)	0	321.186	321.186
**D	LYX FTSE EUR MIV VAR UC ETF	0	7.233	7.233
**D	MUL LYXOR ITALIA EQUITY PIR	0	62.868	62.868
**D	LIF LYXOR MSCI EMU VALUE DR	0	113.784	113.784
**D	LYXOR CORE MSCI EMU DR UCITS	0	123.482	123.482
**D	LYXOR CORE MSCI WORLD (BR) UCI	0	36.209	36.209
**D	LYXOR MSCI EUROPE CLIMATE	0	117	117

84573/1632

LISTA ESITO DELLE VOTAZIONE

Oggetto: Determinazione del compenso del Presidente del Consiglio di Amministrazione e degli Amministratori.
FAVOREVOLI

Badge	Ragione Sociale	Proprio	Delega	Totale
**D	LYXOR MSCI WORLD CLIMATE	0	69	69
**D	LYXOR EURO STOXX 50 (DR	0	96.897	96.897
**D	AMUNDI S.F.-EURO EQ MARKET PLU	0	29.124	29.124
**D	AM SOL IT-PROGETTO CED 04 2024	0	10.295	10.295
**D	PIONEER INVESTMENTS TOTAL RETU	0	36.044	36.044
**D	AMUNDI SOLUZ IT-PROG CED 05 20	0	58.178	58.178
**D	RWC FUNDS	0	430.043	430.043
**D	SEI GLOBAL MASTER FUND PLC- TH	0	34.327	34.327
**D	ALLIANCEBERNSTEIN FUND DYNAMIC	0	9.268	9.268
**D	KOKUSAI EQUITY INDEX FUND	0	61.642	61.642
**D	CONSULTING GROUP CAPITAL MARKE	0	60.759	60.759
**D	TRUST AND CUSTODY SERVICES BAN	0	14.982	14.982
**D	CONSULTING GROUP CAPITAL MARKE	0	322.840	322.840
**D	MULTI-ASSET ENHANCED VALUE FUN	0	980	980
**D	SEI GLOBAL MASTER FUND FIC - T	0	50.740	50.740
**D	BRIDGE BUILDER INTERNATIONAL E	0	5.768.510	5.768.510
**D	BRIDGE BUILDER INTERNATIONAL	0	5.832.596	5.832.596
**D	BLACKROCK GLOBAL SMALLCAP FUND	0	4.225	4.225
**D	AMUNDI SOL IT - PROG CED 06 20	0	38.632	38.632
**D	AMUNDI SOL IT-PROG CED 08 2020	0	47.040	47.040
**D	AMUNDI SOL IT -PROG CED 092020	0	42.504	42.504
**D	AMUNDI SF-DIVER TARG INC 11 21	0	5.517	5.517
**D	AMUNDI SOL IT-PROG CED 12 2020	0	19.011	19.011
**D	AMUNDI SOL IT-PROG CED 11 2020	0	33.639	33.639
**D	AMUNDI SOL IT-PROG CED 02 2021	0	16.477	16.477
**D	AMUNDI SOL IT-PROG CED 03 2021	0	21.198	21.198
**D	AMUNDI SOL IT-PROG CED 05 2021	0	20.921	20.921
**D	AMUNDI SOL IT-PROG CED 06 2021	0	16.413	16.413
**D	AMUNDI SOL IT-PROG CED 08 2021	0	9.602	9.602
**D	AMUNDI SOL IT-PROG CED 09 2021	0	14.974	14.974
**D	AMUNDI SF - DIV TGF INC 11 22	0	6.899	6.899
**D	AMUNDI SOL IT-PROG CED 11 2021	0	13.387	13.387
**D	AMUNDI SOL IT-PROG CED 12 2021	0	11.098	11.098
**D	AMUNDI SOL IT-PROG CED 02 2022	0	26.534	26.534
**D	AMUNDI SOL IT-PROG CED 03 2022	0	20.844	20.844
**D	AMUNDI SOL IT-PROG CED 04 2022	0	12.746	12.746
**D	AMUNDI SOL IT-PROG CED 06 2022	0	14.020	14.020
**D	AMUNDI SOL IT-PROG CED 05 2022	0	14.173	14.173
**D	AMUNDI SOL IT-PROG CED 10 2022	0	14.749	14.749
**D	AM SOL IT-PROG CED 12 2022	0	20.850	20.850
**D	ASI PROGETTO CEDOLA 04 2023	0	12.667	12.667
**D	AM SOL IT-PROG CED 05 2023	0	13.096	13.096
**D	AM SOL IT-PROG CED 06 2023	0	10.758	10.758

LISTA ESITO DELLE VOTAZIONE

Oggetto: Determinazione del compenso del Presidente del Consiglio di Amministrazione e degli Amministratori.
FAYOREVOLI

Badge	Regione Sociale	Proprio	Delega	Totale
**D	ASI-PROGETTO CEDOLA 07 2023	0	9.642	9.642
**D	ASI-PROGETTO CEDOLA 09 2023	0	12.496	12.496
**D	ASI-PROGETTO CEDOLA 10 2023	0	12.936	12.936
**D	ASI-PROGETTO CEDOLA 12 2023	0	12.056	12.056
**D	AMUNDI S.F-EQ PLAN 60	0	8.196	8.196
**D	PI IF -EMU EQUITY	0	102.626	102.626
**D	PI IF -EUROPEAN EQUITY	0	166.310	166.310
**D	AMUNDI SOLUZ. IT-PROGETTO AZ	0	16.554	16.554
**D	AMUNDI SOL IT-PROG CED 09 2022	0	26.827	26.827
**D	AMUNDI SOL IT-PROG CED 07 2022	0	11.534	11.534
**D	OFI FUND - LYNX REAL ASSETS	0	16.981	16.981
**D	AMUNDI SIF GLOBAL ETHICAL EQUITIES	0	8.387	8.387
**D	LOMBARD ODIER FUNDS EUROPE RESPONSIBLE EQUITY ENHANCED	0	22.176	22.176
**D	SEYOND EQUITY FACTOR INVESTING EUROPE	0	2.542	2.542
**D	SEYOND EUROPE MARKET NEUTRAL	0	6.078	6.078
**D	RCO LUX MONTJOLY INVEST POOL RCG	0	3.400	3.400
**D	SEYOND EUROPE MINVOL	0	420.548	420.548
**D	CANDRIAM QUANT EQUITIES MULTI-FACTOR EMU	0	2.935	2.935
**D	CLEOME INDEX EMU EQUITIES	0	23.360	23.360
**D	CLEOME INDEX WORLD EQUITIES	0	2.143	2.143
**D	CLEOME INDEX GLOBAL EQUITIES	0	4.059	4.059
**D	CLEOME INDEX EUROPE EQUITIES	0	39.490	39.490
**D	STRUCTURA	0	8.746	8.746
**D	AMUNDI FUNDS EUROPEAN EQUITY TARGET INCO	0	1.079.264	1.079.264
**D	AMUNDI FDS GLOBAL MULTI-ASSET TARGET INC	0	103.383	103.383
**D	AMUNDI FUNDS EUROPEAN EQUITY VALUE	0	100.597	100.597
**D	AMUNDI FUNDS GLOBAL EQUITY TARGET INCOME	0	922.656	922.656
**D	AMUNDI FUNDS REAL ASSETS TARGET INCOME	0	200.000	200.000
**D	AMUNDI FUNDS GLOBAL MULTI-ASSET	0	38.600	38.600
**D	AMUNDI FDS GLOB MULTI-ASSET CONSERVATIVE	0	72.553	72.553
**D	AMUNDI FUNDS EURO MULTI-ASSET TARGET INC	0	300.688	300.688
**D	AMUNDI FUNDS NEW SILK ROAD	0	10.500	10.500
**D	AMUNDI FUNDS EQUITY GLOBAL RESOURCES	0	168	168
**D	AMUNDI EURO STOXX 50	0	49.419	49.419
**D	CPR INVEST GLOBAL EQUITY ESG	0	4.441	4.441
**D	AMUNDI MSCI EUROPE EX UK	0	4.344	4.344
**D	AMUNDI-PRIME EUROPE - UCITS ETF DR	0	4.735	4.735
**D	AMUNDI PRIME EUROZONE	0	39.556	39.556
**D	AMUNDI PRIME GLOBAL - UCITS EFF DR	0	5.124	5.124
**D	CPR INVEST-EUROPE SPECIAL SITUATIONS	0	11.592	11.592
**D	AMUNDI FUNDS MULTI-ASSET CONSERVATIVE	0	2.783	2.783
**D	AMUNDI FUNDS GLOBAL PERSPECTIVES	0	823	823
**D	AMUNDI FUNDS EQUITY EUROPE RISK PARITY	0	57.735	57.735

84573/1634

LISTA ESITO DELLE VOTAZIONE

Oggetto: Determinazione del compenso del Presidente del Consiglio di Amministrazione e degli Amministratori.
FAVOREVOLI

Badge	Regione Sociale	Proprio	Delega	Totale
**D	AMUNDI FUNDS DYNAMIC MULTI FACTORS EURO	0	35.000	35.000
**D	AMUNDI INDEX MSCI EUROPE	0	38.574	38.574
**D	AMUNDI INDEX MSCI WORLD	0	2.555	2.555
**D	AMUNDI INDEX MSCI EMU	0	55.368	55.368
**D	AMUNDI FUNDS EQUITY EURO RISK PARITY	0	119.405	119.405
**D	AMUNDI INDEX EQUITY GLOBAL MULTI SMART ALLOCATION SCIENTIFIC BETA	0	605	605
**D	CENTRAL BANK OF IRELAND	0	17.791	17.791
**D	EDR FUND GLOBAL VALUE	0	139.400	139.400
**D	EDMOND DE ROTHSCHILD FUND EQUITY EURO CORE	0	513.740	513.740
**D	VISION FUND-EUROPE CORE	0	90.790	90.790
**D	CNPASSURANCES	0	3.391.758	3.391.758
**D	AFSA-SRI ABSOL RETURN MULTI-ASSETS N1	0	4.552	4.552
**D	AFSA-SRI ABSOL RETURN MULTI-ASSETS N2	0	566	566
**D	REGARD SELECTIF ACTIONS MONDE	0	25.000	25.000
**D	REGARD ACTIONS DEVELOPPEMENT DURABLE	0	200.000	200.000
**D	REGARD SELECTIF ACTIONS EUROPEENNES	0	370.000	370.000
**D	ARCO QUANT 2	0	82.823	82.823
**D	EDMOND DE ROTHSCHILD ASSET MANAGEMENT	0	242.470	242.470
**D	PEYREAUX	0	8.000	8.000
**D	PJD	0	7.500	7.500
**D	UNIVERS CNP 1	0	87.271	87.271
**D	NATEXIS PERFORMANCE 09	0	42.694	42.694
**D	RAE MG	0	40.000	40.000
**D	VILLIERS DIAPASON	0	29.082	29.082
**D	ROTONDE	0	45.000	45.000
**D	UBP ACTIONS EURO RENDEMENT	0	50.688	50.688
**D	HAMELIN DIVERSIFIE FLEX 1	0	34.000	34.000
**D	RSI ACTIONS EUROPEENNES 2	0	165.000	165.000
**D	CONFI DIVERSIFIE	0	62.200	62.200
**D	ARCO LONG TERME B NATEXIS INVEST MANAGERS INTERNAT	0	105.655	105.655
**D	ELAN ORCHESTRA	0	8.000	8.000
**D	EGEPARGNE 2	0	34.100	34.100
**D	IBM H	0	3.300	3.300
**D	R PHARMA DVSF	0	70.000	70.000
**D	BOURBON 1 ROTHSCHILD ET CIE GESTION	0	106.000	106.000
**D	SAFRAN DYNAMIQUE	0	28.285	28.285
**D	SAFRAN MIXTE SOLIDAIRE	0	5.825	5.825
**D	APOLLINE 4 ACTIONS	0	47.617	47.617
**D	TESLA POCHE ACTIONS	0	50.142	50.142
**D	HSBC GLOBAL ASSET MANAGEMENT	0	5.399	5.399
**D	CNP TOCQUEVILLE VALUE EUROPE ISR	0	280.485	280.485
**D	LEPAM ACTIONS OPTI INDICE EURO	0	12.671	12.671
**D	LEPAM STRATEGIE PEA 2	0	70.311	70.311


84573 / 1635

LISTA ESITO DELLE VOTAZIONE

Oggetto: Determinazione del compenso del Presidente del Consiglio di Amministrazione e degli Amministratori.
FAVOREVOLI

Badge	Regione Sociale	Proprio	Delega	Totale
**D	LEPAM ACTIONS EUROPE 50	0	66.266	66.266
**D	LEPAM STRATEGIE PER 1	0	49.810	49.810
**D	TONI ACTIONS 100	0	137.731	137.731
**D	VIVACCIO ACTIONS	0	938.062	938.062
**D	LEPAM ACTIONS INDICE EURO	0	407.087	407.087
**D	LEPAM ACTIONS 80	0	133.250	133.250
**D	LEPAM ACTIONS EUROPE MONDE	0	88.781	88.781
**D	CARP - INDO	0	223.925	223.925
**D	LCL DYNAMIQUE	0	31.347	31.347
**D	VOCATION MARCHE ARIANESPACE CONSEIL DE SURVEILLANCE DU FCP	0	3.838	3.838
**D	LCL EQUILIBRE	0	33.791	33.791
**D	ICARE	0	15.095	15.095
**D	ROPS EURO P	0	432.805	432.805
**D	FDRN AMUNDI	0	73.167	73.167
**D	TECHNIP EQUILIBRE	0	25.646	25.646
**D	TECHNIP DYNAMIQUE	0	22.523	22.523
**B	ADP DIVERSIFIE DYNAMIQUE	0	12.475	12.475
**D	ARRCO LONG TERME D ACTIONS	0	330.041	330.041
**D	AMUNDI LABEL EQUILIBRE ESR	0	31.922	31.922
**D	AMUNDI LABEL PRUDENCE ESR	0	18.845	18.845
**D	AMUNDI LABEL DYNAMIQUE ESR	0	22.025	22.025
**D	JUNON ACTIONS OBLIGATIONS	0	32.030	32.030
**D	N 1 RENDEMENT USINOR	0	12.171	12.171
**D	LV CHALLENGE	0	43.819	43.819
**D	EPARGNE PRUDENCE THALES	0	47.349	47.349
**D	L.S. DYNAMIQUE ET SOLIDAIRE	0	3.000	3.000
**D	ATOUT PULSATIONS	0	37.041	37.041
**D	PREDICA ISR EUROPE - ACTIONS	0	13.655	13.655
**D	VILLIERS ALFO	0	42.868	42.868
**D	AMUNDI HORIZON	0	24.512	24.512
**D	PREDIGUANT A2 ACTIONS EUROPE	0	76.000	76.000
**D	AP ACTIONS 1 EURO	0	134.525	134.525
**D	AP ACTIONS 3 MIN VOL	0	73.722	73.722
**D	ROPS-SMART INDEX EURO	0	656.365	656.365
**D	SG AMUNDI ASSET MANAGEMENT	0	24.978	24.978
**D	FCP CARPIMKO EUROPE	0	100.401	100.401
**D	IBM FRANCE	0	26.000	26.000
**D	FCP HAMELIN-DIVERSIFIE FLEX II	0	12.719	12.719
**D	REGARD ACTIONS EURO	0	400.000	400.000
**D	INDOSUEZ EUROPE PATRIMOINE	0	160.000	160.000
**D	INDOSUEZ EUROPE RENDEMENT	0	25.000	25.000
**D	INDOSUEZ ALLOCATION PER	0	124.040	124.040
**D	ING RENDEMENT EUROPE	0	72.000	72.000

84573/1636



LISTA ESITO DELLE VOTAZIONE

Oggetto: Determinazione del compenso del Presidente del Consiglio di Amministrazione e degli Amministratori.
FAVOREVOLI

Badge	Regione Sociale	Proprio	Delega	Totale
**D	AEN AMRO TOTAL RETURN GLOBAL	0	4.350	4.350
**D	SEAYOND ACTIONS EUROPEENNES	0	167.888	167.888
**D	CNP ASSUR VALUE ET MOMENTUM	0	42.508	42.508
**D	NATIXIS LCR ACTIONS EURO	0	78.152	78.152
**D	DORVAL CONVICTIONS	0	76.543	76.543
**D	DORVAL CONVICTIONS PEA	0	31.608	31.608
**D	UNIGESTION	0	18.000	18.000
**D	SEAYOND EQUITY FACTOR INVESTING EURO	0	7.227	7.227
**D	BBM V-FLEX	0	59.136	59.136
**D	HSBC MULTI-ASSET DYNAMIC EURO	0	194.469	194.469
**D	HSBC EURO EQUITY VOL FOCUSED	0	102.647	102.647
**D	LA BANQUE POSTALE ASSET MANAGEMENT	0	2.912	2.912
**D	AMUNDI EQUITY EURO CONSERVATIVE	0	24.988	24.988
**D	CPR EUROLAND PREMIUM	0	90.325	90.325
**D	ATOUT EUROLAND RESTRUCTURATION	0	34.619	34.619
**D	ATOUT FRANCE CORE PLUS	0	26.561	26.561
**D	AMUNDI PATRIMOINE PEA	0	15.954	15.954
**D	AMUNDI RENDEMENT PLUS	0	23.084	23.084
**D	FDC A2 FOCHE TITRES	0	79.556	79.556
**D	LCL ACTIONS EURO RESTRUCTURATION	0	11.810	11.810
**D	AMUNDI PATRIMOINE	0	1.166.638	1.166.638
**D	COLOMBES 6	0	71.000	71.000
**D	CPR CONSOMMATEUR ACTIONNAIRE	0	12.152	12.152
**D	AMUNDI STRATEGIES ACTIONS EUROPE RISK PARITY	0	8.491	8.491
**D	AMUNDI ACTIONS RESSOURCES NATURELLES	0	20.907	20.907
**D	PREDIQUANT EUROCREISSANCE A2	0	128.030	128.030
**D	ASSURDIX	0	27.678	27.678
**D	AMUNDI RESA ESG ACTIONS EURO	0	290.041	290.041
**D	AMUNDI EUROPE MONDE	0	44.341	44.341
**D	AMUNDI RESA ACTIONS EURO	0	20.473	20.473
**D	ATOUT MODERATIONS	0	99.704	99.704
**D	AMUNDI RESA ACTIONS EUROPE	0	12.954	12.954
**D	AMUNDI ACTIONS RESTRUCTURATIONS	0	13.936	13.936
**D	AMUNDI ACTIONS EURO ISR	0	24.254	24.254
**D	CPR EUROLAND	0	350.438	350.438
**D	CPR EUROPE NOUVELLE	0	14.878	14.878
**D	CPR EUROPE	0	17.034	17.034
**D	RENDEMENT DIVERSIFIE M	0	29.623	29.623
**D	EDMOND DE ROTHSCHILD EQUITY EUROPE SOLVE	0	277.552	277.552
**D	EDMOND DE ROTHSCHILD ASSET MANAGEMENT (EDRAM)	0	43.610	43.610
**D	EPOQUE	0	137.770	137.770
**D	EUROPA	0	270.000	270.000
**D	AMUNDI DIVIDENDO ITALIA	0	1.155.000	1.155.000

LISTA ESITO DELLE VOTAZIONE

Oggetto: Determinazione del compenso del Presidente del Consiglio di Amministrazione e degli Amministratori.
FAVOREVOLI

Badge	Ragione Sociale	Proprio	Delega	Totale
**D	AMUNDI BILANCIATO EURO	0	15.668	15.668
**D	AMUNDI BEST SELECTION PLUS	0	49.075	49.075
**D	AMUNDI BEST SELECTION TOP	0	21.684	21.684
**D	AMUNDI BEST SELECTION CLASSIC	0	27.372	27.372
**D	AMUNDI DISTRIBUZIONE ATTIVA	0	7.127	7.127
**D	AMUNDI CEDOLA 2021	0	6.406	6.406
**D	AMUNDI OBIETTIVO RISPARMIO 2022	0	1.123	1.123
**D	AMUNDI OBIETTIVO CRESCITA 2022	0	8.151	8.151
**D	AMUNDI OBIETTIVO RISPARMIO 2022 DUE	0	1.102	1.102
**D	AMUNDI OBIETTIVO CRESCITA 2022 DUE	0	8.385	8.385
**D	AMUNDI OBIETTIVO RISPARMIO 2022 TRE	0	974	974
**D	AMUNDI VALORE ITALIA PIR	0	120.000	120.000
**D	AMUNDI OBIETTIVO RISPARMIO 2022 QUATTRO	0	920	920
**D	AMUNDI ACCUMULAZIONE ITALIA PIR 2023	0	230.000	230.000
**D	MAN MULTI-STRATEGY MASTER FUND C/O MAN SOLUTIONS LTD	0	15	15
**D	MAN QUALIFYING INVESTOR FUNDS PLC-MAN GLG ELS MASTER QIF C/O GLG PARTNERS LP	0	67	67
**D	GLG EUROPEAN LONG-SHORTFUND C/O GLG PARTNERS LP	0	26	26
**D	MAN FUNDS XII SPC - MAN 1783 II SP MAPLES CORPORATE SERVICES LIMITED	0	3.723	3.723
**D	MAN GLG TOPAZ LIMITED C/O GLG PARTNERS LP	0	34	34
**D	AHL INSIGHT LIMITED	0	230	230
**D	NORGES BANK	0	874.152	874.152
**D	GOVERNMENT OF NORWAY	0	55.409.506	55.409.506
**D	JANA PASSIVE GLOBAL SHARE TRUST	0	129.923	129.923
**D	MLC INVESTMENTS, LLC LIMITED	0	202.581	202.581
**D	VICTORIAN SUPERANNUATION FUND	0	81.276	81.276
**D	CARE SUPER	0	324.814	324.814
**D	TASPLAN SUPERANNUATION FUND.	0	96.530	96.530
**D	EQUIPSUPER	0	162.628	162.628
**D	AUSTRALIAN NATIONAL UNIVERSITY	0	65.573	65.573
**D	KL EUROSTOX50 DB	0	47.431	47.431
**D	UBS FUND MANAGEMENT (LUXEMBOURG) SA	0	7.060	7.060
**D	UBS FUND MANAGEMENT (LUXEMBOURG) SA	0	10.009	10.009
**D	UBS FUND MANAGEMENT (LUXEMBOURG) SA	0	11.995	11.995
**D	UBS FUND MANAGEMENT (LUXEMBOURG) SA	0	9.025	9.025
**D	UBS FUND MANAGEMENT (LUXEMBOURG) SA	0	22.000	22.000
**D	UBS FUND MANAGEMENT (LUXEMBOURG) SA	0	29.027	29.027
**D	UBS FUND MANAGEMENT (LUXEMBOURG) SA	0	49.739	49.739
**D	UBS FUND MANAGEMENT (LUXEMBOURG) SA	0	6.016	6.016
**D	UBS (LUXA) EQUITY SICAV Y EUROPEAN - HIGH DIVIDEND (EUR)	0	177.404	177.404
**D	UBS FUND MANAGEMENT (SWITZERLAND) AG.	0	340.224	340.224
**D	UBS FUND MANAGEMENT (SWITZERLAND) AG.	0	238.411	238.411
**D	UBS FUND MGT (CH) AG CH8467/UBSCHIF2-EQ GLOB	0	1.025	1.025
**D	UBS FUND MGT (CH) AG CH84250	0	12.976	12.976

84573/1638

LISTA ESITO DELLE VOTAZIONE

Objetto: Determinazione del compenso del Presidente del Consiglio di Amministrazione e degli Amministratori.
FAVOREVOLI

Badge	Ragione Sociale	Proprio	Delega	Totale
**D	UBS FUND MGT (CH) AG CH1270B / 2019 IF - ART WELF - UBS	0	27.502	27.502
**D	UBS ASSET MANAGEMENT (U.K.) LTD FUND MANAGEMENT SWITZERLAND	0	1.264	1.264
**D	UBS FUND MANAGEMENT (SWITZERLAND) AG.	0	1.204.419	1.204.419
**D	UBS FUNDMANAGEMENT	0	90.190	90.190
**D	BAPTIST FOUNDATION OF TEXAS DBA HIGHGROUND ADVISORS	0	147.447	147.447
**D	BERESFORD FUNDS PLC - SETANTA INCOME OPPORTUNITIES FUND	0	17.699	17.699
**D	BRANDES INVESTMENT PARTNERS LP.	0	107	107
**D	CITY OF LOS ANGELES FIRE AND POLICE PENSION PLAN	0	2.047.920	2.047.920
**D	ASSET MANAGEMENT EXCHANGE UCITS CCF	0	3.292	3.292
**D	STICHTING DELA DEPOSITARY AND MANAGEMENT OUDE STADSGRACHT	0	493.462	493.462
**D	STICHTING PENSIOENFONDS ING	0	107.192	107.192
**D	LEGAL AND GENERAL CCF	0	5.641	5.641
**D	CAMPBELL PENSION PLANS MASTER RETIREMENT TRUST	0	65.909	65.909
**D	FRESNO COUNTY EMPLOYEES' RETIREMENT ASSOCIATION	0	71.063	71.063
**D	FIREMEN'S ANNUITY AND BENEFIT FUND OF CHICAGO	0	106.883	106.883
**D	SPARTAN GROUP TRUST FOR EMPLOYEE BENEFIT PLANS	0	900.930	900.930
**D	EDINBURGH PARTNERS GLOBAL OPPORTUNITY TRUST PLC	0	254.575	254.575
**D	TEACHERS' RETIREMENT SYSTEM OF OKLAHOMA	0	66.929	66.929
**D	FIREMEN'S RETIREMENT SYSTEM OF ST. LOUIS	0	33.261	33.261
**D	NTCC WELLINGTON EUROPE CONTRARIAN VALUE FUND	0	26.059	26.059
**D	NUCLEAR ELECTRIC INSURANCE LIMITED	0	209.736	209.736
**D	MICHELIN NORTH AMERICA INC. MASTER RETIREMENT TRUST	0	30.016	30.016
**D	USAA MASTER TRUST (PENSION AND RSP)	0	12.931	12.931
**D	BRANDES INTERNATIONAL EQUITY FUND	0	1.375.435	1.375.435
**D	IBM DIVERSIFIED GLOBAL EQUITY FUND	0	69.096	69.096
**D	NATIONAL WESTMINSTER BANK PLC AS TRUSTEE OF KES STRATEGIC INVESTMENT FUND	0	17.526	17.526
**D	EDINBURGH PARTNERS OPPORTUNITIES FUND PLC	0	39.719	39.719
**D	ELO MUTUAL PENSION INSURANCE COMPANY ELO MUTUAL PENSION INSURANCE COMPANY	0	688.346	688.346
**D	STICHTING HEIWEKEN PENSIOENFONDS	0	185.358	185.358
**D	BT PENSION SCHEME LLOYDS CHAMBERS	0	5.585.453	5.585.453
**D	STICHTING PENSIOENFONDS SAGITTARIUS	0	91.864	91.864
**D	IBM PENSION PLAN	0	19.967	19.967
**D	THE BOARD OF THE PENSION PROTECTION FUND RENAISSANCE	0	120.465	120.465
**D	LOTHIAN PENSION FUND	0	1.120.111	1.120.111
**D	STICHTING PENSIOENFONDS VAN DE METALEKTRO (PME)	0	1.398.215	1.398.215
**D	CHEVRON UK PENSION PLAN	0	25.074	25.074
**D	STRATHCLYDE PENSION FUND	0	3.258.194	3.258.194
**D	PUBLIC EMPLOYEES RETIREMENT ASSOCIATION OF COLORADO	0	2.462.701	2.462.701
**D	FUTURE FUND BOARD OF GUARDIANS FOR AND ON BEHALF OF THE MEDICAL RESEARCH FUTURE FUND	0	75.825	75.825
**D	FUTURE FUND BOARD OF GUARDIANS FOR AND ON BEHALF OF FUTURE FUND	0	529.441	529.441
**D	NORTHERN TRUST UCITS COMMON CONTRACTUAL FUND	0	1.079.919	1.079.919
**D	COLONIAL FIRST STATE INVESTMENT FUND 50	0	155.769	155.769
**D	COLONIAL FIRST STATE WHOLESALÉ INDEXED GLOBAL SHARE FUND	0	102.791	102.791

LISTA ESITO DELLE VOTAZIONE

Oggetto: Determinazione del compenso del Presidente del Consiglio di Amministrazione e degli Amministratori.
FAVOREVOLI

Badge	Ragione Sociale	Proprio	Delega	Totale
**D	MUNICIPAL EMPLOYEES' ANNUITY AND BENEFIT FUND OF CHICAGO	0	5.880	5.880
**D	UNITED NATIONS RELIEF AND WORKS AGENCY FOR PALESTINE REFUGEES IN THE NEAR EAST UNRWA HEADQUARTERS BAYADER WADI AL-SEER A	12.785	0	0
**D	ERIKA GLAZER	0	11.200	11.200
**D	US RETIREMENT TRUST	0	31.255	31.255
**D	RETIREMENT PLAN FOR CITY OF TAMPA GENERAL EMPLOYEES	0	48.262	48.262
**D	THOMAS L. WALTON FAMILY TRUST UAD 03/19/13	0	4.652	4.652
**D	WHEELS COMMON INVESTMENT FUND	0	21.272	21.272
**D	VIRGINIA C. MARS REVOCABLE TRUST DATED AUGUST 6, 1991	0	2.775	2.775
**D	SAWFORD UNIVERSITY PENSION PLAN TRUST	0	2.423	2.423
**D	HRW TESTAMENTARY TRUST NO. 7	0	20.813	20.813
**D	STEUART L. WALTON FAMILY TRUST UAD 3/19/13	0	9.673	9.673
**D	EXELON CORPORATION NUCLEAR DECOMMISSION TRUST - NON TAX QUALIFIED	0	2.291	2.291
**D	CLINTON NUCLEAR POWER PLANT QUALIFIED FUND CLINTON NUCLEAR POWER PLANT QUALIFIED FUND	0	5.909	5.909
**D	CHURCH OF ENGLAND INVESTMENT FUND FOR PENSIONS	0	72.277	72.277
**D	DAUGHTERS OF CHARITY OF ST VINCENT DE PAUL PROVINCE OF THE WEST	0	66.865	66.865
**D	CITY OF AUSTIN EMPLOYEES RETIREMENT SYSTEM	0	3.998	3.998
**D	CULTURAL INSTITUTIONS PENSION PLAN TRUST CULTURAL INSTITUTIONS RETIREMENT SYSTEM	0	12.867	12.867
**D	DOMINION RESOURCES INC. MASTER TRUST	0	113.965	113.965
**D	JOSHUA GREEN CORPORATION 1425	0	4.035	4.035
**D	FUNDO DE PENSEGES ALAMEDA DE CARLOS D' ASSUMPCAO	0	29.766	29.766
**D	TRUST FOR THE PENSION PLAN OF THE CRUBB CORPORATION	0	79.689	79.689
**D	CYSTIC FIBROSIS FOUNDATION	0	96.839	96.839
**D	ARVEST FOUNDATION	0	1.361	1.361
**D	BECHTEL NR PROGRAM PENSION MASTER TRUST	0	24.315	24.315
**D	LTM INVESTMENTS LLC	0	217.700	217.700
**D	GUIDESTONE FUNDS INTERNATIONAL EQUITY FUND	0	661.812	661.812
**D	MASTER TRUST AGREEMENT BETWEEN PFIZER INC AND THE NORTHERN TRUST COMPANY	0	764.399	764.399
**D	OLIN PENSION PLANS MASTER RETIREMENT TRUST	0	21.034	21.034
**D	WNPP CONTRACTOR DB MASTER TRUST	0	180.801	180.801
**D	NEW CHURCH INVESTMENT FUND	0	2.696	2.696
**D	JCW 1987 ARTICLE II DESC TRUST FBO JMW DTD 1/1/2012	0	1.102	1.102
**D	ALICE A PROIETTI FAMILY TRUST UAD 09/27/13	0	5.374	5.374
**D	JCW 1987 ARTICLE II DESC TRUST FBO TLM	0	1.080	1.080
**D	HSBC UCITS COMMON CONTRACTUAL FUND	0	36.361	36.361
**D	HONG KONG SAR GOVERNMENT EXCHANGE FUND	0	3.463.213	3.463.213
**D	BEAT DRUGS FUND ASSOCIATION	0	3.668	3.668
**D	HOSPITAL AUTHORITY PROVIDENT FUND SCHEME	0	341.238	341.238
**D	PUBLIC PENSION AGENCY	0	628.856	628.856
**D	PUBLIC PENSION AGENCY	0	657.063	657.063
**D	PLURIBUS LABS GLOBAL CORE EQUITY MASTER FUND LP	0	1.127	1.127
**D	BRANDES GLOBAL EQUITY INCOME FUND	0	2.589	2.589
**D	BRANDES GLOBAL EQUITY FUND	0	305.548	305.548

84573 1660

84573 1164

LISTA ESITO DELLE VOTAZIONE

Oggetto: Determinazione del compenso del Presidente del Consiglio di Amministrazione e degli Amministratori.
FAVOREVOLI

Badge	Ragione Sociale	Proprio	Delega	Totale
**D	OVERSTONE COMMON CONTRACTUAL FUND	0	756.241	756.241
**D	HPE GLOBAL EQUITY SUB FUND	0	1.543.808	1.543.808
**D	OVERSTONE FUND PLC	0	1.854.403	1.854.403
**D	ILA CLI FUND 2011	0	22.083	22.083
**D	ORIZABA, LP	0	17.955	17.955
**D	OMEGA FFIP LIMITED PARTNERSHIP	0	574	574
**D	B2A HOLDINGS, LLC	0	1.023	1.023
**D	LFW GROUP HOLDINGS, LLC	0	161.739	161.739
**D	LEHMAN-STAMM FAMILY PARTNERS LLC LEHMAN-STAMM FAMILY PARTNERS LLC	0	891	891
**D	LEGAL AND GENERAL MSCI EAFE FUND LLC	0	252.312	252.312
**D	LAKE AVENUE INVESTMENTS LLC	0	92.703	92.703
**D	THE JBIT MASTER INVESTMENT PARTNERS HIP LLP C/O JACOBUS WEALTH MANAGEMENT	0	34.728	34.728
**D	NTGI-QM COMMON DAILY EAFE INDEX FUND - NON LENDING	0	257.033	257.033
**D	801 INVESTMENTS LLC	0	119.100	119.100
**D	PRO-GEN INVESTMENTS LLC	0	35.740	35.740
**D	MALACHITE 35 TRUST	0	6.068	6.068
**D	SHIMODA HOLDINGS, LLC	0	2.301	2.301
**D	FCM INTERNATIONAL LLC	0	8.743	8.743
**D	NTGI-QM COMMON DAILY ALL COUNTRY WORLD EX-US INVESTABLE MARKET INDEX FUND - NON LENDING	0	75.546	75.546
**D	MA 94 B SHARES, LP	0	93.687	93.687
**D	RDM LIQUID LLC	0	39.122	39.122
**D	CINDY SPRINGS, LLC	0	39.959	39.959
**D	SENTINEL INTERNATIONAL FUND	0	36.194	36.194
**D	SALIX, LLC	0	11.130	11.130
**D	SLW PORTFOLIO, LLC	0	83.683	83.683
**D	LEGAL AND GENERAL ASSURANCE SOCIETY LIMITED	0	188.062	188.062
**D	WAM INVESTMENTS, LLC	0	7.382	7.382
**D	GLOBAL BOND FUND WAYCROSSE INC	0	232.015	232.015
**D	MS FUND LP	0	32.869	32.869
**D	SIM GLOBAL BALANCED TRUST	0	2.291	2.291
**D	THYSSEN GLOBAL INVESTMENTS CORP	0	1.376	1.376
**D	INTERNATIONAL EXPATRIATE BENEFIT MASTER TRUST	0	12.050	12.050
**D	THE HARRY L. BRADLEY JR. TRUSTS MASTER INVESTMENT PARTNERSHIP LLP C/O JACOBUS WEALTH MANAGEMENT	0	9.217	9.217
**D	LEGAL AND GENERAL EUROPEAN EQUITY INCOME FUND	0	759.000	759.000
**D	BETTER BE GOOD, LLC	0	2.516	2.516
**D	CARNELIAN INVESTMENT MANAGEMENT LLC	0	47.461	47.461
**D	CHCP GLOBAL SECURITIES LP	0	1.235	1.235
**D	EVA VALLEY MAI LLC	0	17.102	17.102
**D	LEGG MASON QS INVESTORS GLOBAL RESPONSIBLE INVESTMENT FUND	0	1.491	1.491
**D	FISHER INVESTMENTS TRUST	0	63.245	63.245
**D	DYNASTY INVEST, LTD	0	4.959	4.959
**D	DELFINCO LP	0	16.034	16.034
**D	CHESS INTERNATIONAL PROPERTIES, LTD.	0	2.023	2.023

LISTA ESITO DELLE VOTAZIONE

Objetto: Determinazione del compenso del Presidente del Consiglio di Amministrazione e degli Amministratori.
FAVOREVOLI

Badge	Ragione Sociale	Proprio	Delega	Totale
**D	NTGI - QM COMMON DAILY ALL COUNTRY WORLD EX-US EQUITY INDEX FUND - LENDING	0	140.779	140.779
**D	NTCC COLLECTIVE FUNDS FOR GRANTOR TRUST	0	16.075	16.075
**D	K INVESTMENTS SH LIMITED	0	382.367	382.367
**D	LEGAL AND GENERAL DEVELOPED MULTI-FACTOR SL FUND LLC	0	28.310	28.310
**D	NTGI-QM COMMON DAILY EAFE INDEX FUND - LENDING	0	205.383	205.383
**D	PERMANENT FUND INVESTMENTS LLC	0	18.796	18.796
**D	BRANDES INSTITUTIONAL EQUITY TRUST	0	1.045.186	1.045.186
**D	ASCENSION ALPHA FUND, LLC	0	11.484	11.484
**D	UNITED NATIONS JOINT STAFF PENSION FUND	0	1.700.000	1.700.000
**D	INTERNATIONAL MONETARY FUND STAFF RETIREMENT PLAN	0	7.956	7.956
**D	INTERNATIONAL MONETARY FUND STAFF RETIREMENT PLAN 700	0	43.974	43.974
**D	THE PUBLIC INSTITUTION FOR SOCIAL SECURITY	0	431.454	431.454
**D	THE PUBLIC INSTITUTION FOR SOCIAL SECURITY	0	95.138	95.138
**D	THE PUBLIC INSTITUTION FOR SOCIAL SECURITY	0	129.882	129.882
**D	INTERNATIONAL MONETARY FUND RETIRED STAFF BENEFITS INVESTMENT ACCOUNT 700	0	10.147	10.147
**D	MASTER TRUST FOR CERTAIN TAX-QUALIFIED BECHTEL RETIREMENT PLANS QUALIFIED BECHTEL RETIREMENT PLANS	0	0	56.348
**D	56.348			
**D	NATIONAL COUNCIL FOR SOCIAL SEC FUND	0	5.214	5.214
**D	NATIONAL COUNCIL FOR SOCIAL SECURITY FUND.	0	35.008	35.008
**D	NATIONAL COUNCIL FOR SOCIAL SECURITY FUND.	0	35.894	35.894
**D	NAGE ANN POLYTECHNIC	0	694	694
**D	NATIONAL COUNCIL FOR SOCIAL SEC FUND	0	155.178	155.178
**D	NATIONAL COUNCIL FOR SOCIAL SEC FUND	0	495.925	495.925
**D	FIDELITY SALEM STREET TRUST FIDELITY SERIES GLOBAL EX U.S. INDEX FUND	0	1.778.371	1.778.371
**D	FIDELITY SALEM STREET TRUST: FIDELITY FLEX INTERNATIONAL INDEX FUND	0	53.340	53.340
**D	FISHER INVESTMENTS GLOBAL TOTAL RETURN UNIT TRUST FUND	0	1.609	1.609
**D	HALLIFAX REGIONAL MUNICIPALITY MASTER TRUST	0	1.072	1.072
**D	PUBLIC SECTOR PENSION INVESTMENT BOARD	0	1.387.606	1.387.606
**D	MICHELIN NORTH AMERICA (CANADA) INC. MASTER TRUST	0	63	63
**D	HAGFORS LIMITED HE R AND H TRUST COMPANY LTD	0	21.553	21.553
**D	STICHTING BLUE SKY LIQUID ASSET FUNDS	0	289.162	289.162
**D	NEW ZEALAND SUPERANNUATION FUND	0	295.318	295.318
**D	STATE UNIVERSITIES RETIREMENT SYSTEM	0	234.930	234.930
**D	MERCER PASSIVE INTERNATIONAL SHARES FUND	0	87.821	87.821
**D	ARIA CO FTY LTD AS TRUSTEE FOR COMBINED INVESTMENTS FUND	0	922.334	922.334
**D	COMMONWEALTH SUPERANNUATION CORPORATION AS TRUSTEE FOR ARIA INVESTMENTS TRUST	0	134.260	134.260
**D	MERCER OSS TRUST	0	13.458	13.458
**D	LORD MAYORS CHARITABLE FUND	0	2.062	2.062
**D	RIVER AND-MERCANTILE GLOBAL HIGH ALPHA FUND	0	26.124	26.124
**D	QUEENSLAND INVESTMENT TRUST NO. 2	0	91.200	91.200
**D	QIC INTERNATIONAL EQUITIES FUND	0	71.155	71.155
**D	GOVERNMENT EMPLOYEES SUPERANNUATION BOARD	0	81.540	81.540
**D	DODDINGTON GLOBAL FUND LLC	0	161.482	161.482

84573/1662

LISTA ESITO DELLE VOTAZIONE

Oggetto: Determinazione del compenso del Presidente del Consiglio di Amministrazione e degli Amministratori.
FAVOREVOLI

Badge	Ragione Sociale	Proprio	Delega	Totale
**D	GOVERNMENT EMPLOYEES SUPERANNUATION BOARD	0	363.431	363.431
**D	TYCO ELECTRONICS CORPORATION RETIREMENT SAVINGS AND INVESTMENT PLAN	0	19.553	19.553
**D	SAMFORD UNIVERSITY	0	3.436	3.436
**D	S. ROBSON WALTON 1999 CHILDRENS TRUST	0	4.180	4.180
**D	NTCC COLLECTIVE FUNDS FOR EMPLOYEE BENEFIT TRUSTS	0	778.008	778.008
**D	TRINITY COLLEGE CAMBRIDGE	0	14.300	14.300
**D	THE TRUSTEES OF THE HENRY SMITH CHARITY	0	55.143	55.143
**D	HRW TESTAMENTARY TRUST NO 6	0	18.871	18.871
**D	WALTON FAMILY FOUNDATION INC	0	245.679	245.679
**D	HRW TESTAMENTARY TRUST NO 2	0	36.076	36.076
**D	HRW TESTAMENTARY TRUST NO. 8	0	13.426	13.426
**D	HRW TESTAMENTARY TRUST NO. 9	0	12.646	12.646
**D	HRW TESTAMENTARY TRUST NO 1	0	10.542	10.542
**D	HRW TESTAMENTARY TRUST NO. 10	0	26.454	26.454
**D	HRW TRUST NO 4 UAD 01/17/03	0	35.984	35.984
**D	HRW TESTAMENTARY TRUST NO. 12	0	24.284	24.284
**D	PRESBYTERIAN CHURCH (USA) FOUNDATION	0	21.551	21.551
**D	NORTHERN TRUST GLOBAL INVESTMENTS COLLECTIVE FUNDS TRUST	0	6.129.405	6.129.405
**D	FORD MOTOR COMPANY DEFINED BENEFIT MASTER TRUST	0	86.587	86.587
**D	FLORIDA COLLEGE SAVINGS PROGRAM	0	3.410	3.410
**D	EXELON PEACH BOTTOM UNIT 1 QUALIFIED FUND 10	0	1.985	1.985
**D	EXELON FITZPATRICK QUALIFIED FUND	0	12.298	12.298
**D	CATERPILLAR INC. GROUP INSURANCE PLAN TRUST	0	9.135	9.135
**D	CENTURYLINK, INC. DEFINED CONTRIBUTION PLAN MASTER TRUST	0	118.617	118.617
**D	CATERPILLAR INC MASTER RETIREMENT TRUST	0	161.300	161.300
**D	OWENS CORNING DEFINED BENEFIT MASTER TRUST	0	15.417	15.417
**D	NORTHERN FUNDS - INTERNATIONAL EQUITY INDEX FUND	0	854.409	854.409
**D	NEW IRELAND ASSURANCE COMPANY PLC	0	1.426.042	1.426.042
**D	ACTIVE M INTERNATIONAL EQUITY FUND	0	267.136	267.136
**D	MICHIGAN CATHOLIC CONFERENCE	0	3.823	3.823
**D	LOCKHEED MARTIN CORPORATION MASTER RETIREMENT TRUST	0	184.379	184.379
**D	COMMONWEALTH OF MASSACHUSETTS EMPLOYEES DEFERRED COMPENSATION PLAN	0	86.250	86.250
**D	MICHIGAN CATHOLIC CONFERENCE MASTER PENSION TRUST	0	8.267	8.267
**D	STATE OF IDAHO ENDORSEMENT FUND INVESTMENT BOARD	0	108.130	108.130
**D	JTW TRUST NO. 2 UAD 9/19/02	0	11.424	11.424
**D	JTW TRUST NO. 4 UAD 9/19/02	0	16.255	16.255
**D	JTW TRUST NO. 1 UAD 9/19/02	0	8.181	8.181
**D	JTW TRUST NO. 3 UAD 9/19/02	0	12.024	12.024
**D	JTW TRUST NO. 5 UAD 9/19/02	0	7.575	7.575
**D	JOHN T WALTON FAMILY TRUST	0	21.689	21.689
**D	NON PENSION PLAN TRUST AON CORPORATION	0	11.925	11.925
**D	ALW 2010 FAMILY TRUST ALICE WALTON/O WALTON ENTERPRISES LLC	0	132.450	132.450
**D	THE BOEING COMPANY EMPLOYEE SAVINGS PLANS MASTER TRUST	0	221.886	221.886

84575/1643

LISTA ESITO DELLE VOTAZIONE

Oggetto: Determinazione del compenso del Presidente del Consiglio di Amministrazione e degli Amministratori.
FAVOREVOLI

Badge	Ragione Sociale	Proprio	Delega	Totale
**D	ACORN 1998 TRUST	0	2.651	2.651
**D	HRW TESTAMENTARY TRUST NO 3	0	19.529	19.529
**D	HRW TRUST NO 1 UAD 01/17/03	0	26.582	26.582
**D	HRW TESTAMENTARY TRUST NO. 11	0	22.762	22.762
**D	HRW TESTAMENTARY TRUST NO 4	0	9.994	9.994
**D	HRW TESTAMENTARY TRUST NO 5	0	11.377	11.377
**D	BRANDES INVESTMENT PARTNERS, LP 401(K) PLAN	0	67.951	67.951
**D	MILTON HERSHEY SCHOOL TRUST	0	18.060	18.060
**D	MONDRIAN ALL COUNTRIES WORLD EX-US EQUITY FUND LP	0	1.725.594	1.725.594
**D	CITY OF LOS ANGELES FIRE AND POLICE PENSION PLAN	0	201.118	201.118
**D	ILLINOIS MUNICIPAL RETIREMENT FUND	0	1.202.675	1.202.675
**D	ILLINOIS MUNICIPAL RETIREMENT FUND	0	1.127.565	1.127.565
**D	MERCY INVESTMENT SERVICES INC	0	1	1
**D	MARSH AND MCLENNAN MASTER RETIREMENT TRUST	0	105.790	105.790
**D	MONDRIAN INTERNATIONAL EQUITY FUND L.P.	0	6.131.216	6.131.216
**D	NISSAN NORTH AMERICA INC. EMPLOYEE RETIREMENT PLAN MASTER TRUST	0	16.159	16.159
**D	NEW YORK STATE NURSES ASSOCIATION PENSION PLAN	0	113.310	113.310
**D	GUIDESTONE FUNDS INTERNATIONAL EQUITY INDEX FUND	0	137.591	137.591
**D	GENERAL PENSION AND SOCIAL SECURITY AUTHORITY GPSSA	0	89.865	89.865
**D	CHEVRON MASTER PENSION TRUST	0	102.390	102.390
**D	FLORIDA PREPAID COLLEGE PROGRAM	0	219.986	219.986
**D	STICHTING INSTITUUT GAK	0	11.843	11.843
**D	EAST BAY MUNICIPAL UTILITY DISTRICT	0	153.630	153.630
**D	CITY OF MILWAUKEE EMPLOYEES RETIREMENT SYSTEM	0	661.117	661.117
**D	CENTURYLINK, INC. DEFINED BENEFIT MASTER TRUST	0	99.939	99.939
**D	WYOMING RETIREMENT SYSTEM	0	6.290	6.290
**D	WYOMING RETIREMENT SYSTEM	0	24.035	24.035
**D	UTAH STATE RETIREMENT SYSTEMS	0	126.817	126.817
**D	SALT RIVER PIMA-MARICOPA INDIAN COMMUNITY	0	76.260	76.260
**D	NATIONAL WESTMINSTER BANK PLC AS TRUSTEE OF STONEHARGE FLEMING UK EQUIT Y INCOME FUND	0	7.255	7.255
**D	HSBC GLOBAL EQUITY FUND	0	135.600	135.600
**D	FORD MOTOR COMPANY OF CANADA, LIMITED PENSION TRUST	0	15.850	15.850
**D	WORKPLACE HEALTH SAFETY AND COMPENSATION COMMISSION OF NEW BRUNSWICK	0	92.427	92.427
**D	HSBC INTERNATIONAL EQUITY POOLED FUND	0	262.312	262.312
**D	PEPSICO, INC. MASTER TRUST	0	356.392	356.392
**D	PEPSICO CANADA ULC MASTER TRUST	0	115.017	115.017
**D	OPSEU PENSION PLAN TRUST FUND	0	19.224	19.224
**D	LEGAL AND GENERAL GLOBAL EQUITY INDEX FUND	0	10.003	10.003
**D	LEGAL AND GENERAL FUTURE WORLD EQUITY FACTORS INDEX FUND	0	18.330	18.330
**D	LEGAL AND GENERAL FUTURE WORLD ESG DEVELOPED INDEX FUND	0	972	972
**D	LEGAL AND GENERAL EUROPEAN INDEX TRUST	0	1.445.474	1.445.474
**D	LEGAL AND GENERAL INTERNATIONAL INDEX TRUST	0	171.026	171.026
**D	STATE STREET GLOBAL ADVISORS GROSS ROLL UP UNIT TRUST	0	57.152	57.152

84573/1644

84573/1665

LISTA ESITO DELLE VOTAZIONE

Oggetto: Determinazione del compenso del Presidente del Consiglio di Amministrazione e degli Amministratori.
FAVOREVOLI

Badge	Ragione Sociale	Proprio	Delega	Totale
**D	OKLAHOMA PUBLIC EMPLOYEES RETIREMENT SYSTEM	0	804.165	804.165
**D	OYSTER CREEK ENVIRONMENTAL PROTECTION LLC QUALIFIED NUCLEAR DECOMMISS IONING TRUST	0	7.694	7.694
**D	PAULA CARR	0	102.522	102.522
**D	PAVILION INTERNATIONAL FOCUSED EQUITY POOL	0	11.301	11.301
**D	BLACKROCK AUTHORIZED CONTRACTUAL SCHEME I	0	1.946.258	1.946.258
**D	RAMI PARTNERS, LLC	0	146.764	146.764
**D	LEGAL AND GENERAL AUTHORIZED CONTRACTUAL SCHEME	0	1.852	1.852
**D	LEGAL AND GENERAL ICNV	0	63.934	63.934
**D	BRITISH COLUMBIA INVESTMENT MANAGEMENT CORPORATION	0	101.657	101.657
**D	STATE TEACHERS RETIREMENT SYSTEM OF OHIO	0	848.600	848.600
**D	STATE TEACHERS RETIREMENT SYSTEM OF OHIO	0	1.086.705	1.086.705
**D	BANCO NACIONAL DE PANAMA, ACTING AS TRUSTEE OF THE FIDELICOMISO DE FONDO DE AHORRO DE PANAMA	0	9.772	9.772
**D	LGPS CENTRAL AUTHORIZED CONTRACTUAL SCHEME	0	335.700	335.700
**D	BORDER TO COAST AUTHORIZED CONTRACTUAL SCHEME	0	150.220	150.220
**D	UBS COMMON CONTRACTUAL FUND	0	706	706
**D	9SUPER	0	36.999	36.999
**D	BLACKROCK DCITS CCF, BLACKROCK ASSET MANAGEMENT IRELAND LIMITED	0	168.689	168.689
**D	INTERNATIONAL BANK FOR RECONSTRUCTION AND DEVELOPMENT ON BEHALF OF THE WORLD BANK GROUP TRUST FUNDS	0	0	12.037
**D	WEST YORKSHIRE PENSION FUND	0	500.000	500.000
**D	CLEARWATER INTERNATIONAL FUND	0	4.500	4.500
**D	MERSEYDIE PENSION FUND	0	100.000	100.000
**D	KOMMUNAL LANDSPENSJONSKASSE GJENSIDIG FORSIKRINGSSELSKAP	0	142.124	142.124
**D	VERDIPAPIRFONDET KLP AKSJEUROPA INDEKS 1	0	141.057	141.057
**D	VERDIPAPIRFONDET KLP AKSJEGLOBAL INDEX 1	0	329.111	329.111
**D	UNIVEST	0	290.496	290.496
**D	STICHTING BEDRIJFSTAKPENSIOENFONDS VOOR HET SCHOONMAAK EN GLAZENWASSER SBEDRIJF	0	113.519	113.519
**D	STICHTING BEDRIJFSTAKPENSIOENFONDS VOOR HET BEROEPSVERVOER OVER DE WEG	0	1.034.724	1.034.724
**D	EJARDE AP-FONDEN	0	154.828	154.828
**D	STOREBRAND SICAV	0	7.121	7.121
**D	NORTHERN TRUST UCITS FGR FUND	0	470.594	470.594
**D	ANDRA AP-FONDEN	0	10.389	10.389
**D	ROBECO INSTITUTIONAL UMBRELLA FUND	0	339.849	339.849
**D	THE EUROPEAN ORGANIZATION FOR NUCLEAR RESEARCH PENSION FUND	0	394.816	394.816
**D	RBC PRIVATE OVERSEAS EQUITY POOL	0	89.968	89.968
**D	STICHTING BEDRIJFSTAKPENSIOEN FONDS VOOR DE DETAILHANDEL	0	465.674	465.674
**D	DANSKE INVEST SICAV GLOBAL INDEX	0	181.464	181.464
**D	VONTOBEL ASSET MANAGEMENT S.A	0	133.126	133.126
**D	UNIVERSE THE CMI CONTINEN. EUROPEANEQUITY	0	240.769	240.769
**D	VONTOBEL FUND (CH) - VESCORE GLOBALEQUITY MULTIFACTOR OLIVIER SCHALBETTER VONTOBEL FONDS SERVICES AG	0	0	3.172
**D	PINNACLE ICNV	0	153.711	153.711
**D	SAN MATEO COUNTY EMPLOYEES' RETIREMENT ASSOCIATION	0	313.491	313.491

LISTA ESITO DELLE VOTAZIONE

Oggetto: Determinazione del compenso del Presidente del Consiglio di Amministrazione e degli Amministratori.
FAVOREVOLI

Badge	Ragione Sociale	Proprio	Delega	Totale
**D	SL MFS LOW VOL GLOB EQ FD	0	12.524	12.524
**D	STATES OF GUERNSEY SUPERANNUATION FUND	0	114.553	114.553
**D	CMLA INDEXED GLOBAL SHARE FUND	0	3.946	3.946
**D	LEGAL AND GENERAL ASSURANCE PENSIONS MANAGEMENT LIMITED	0	16.912	16.912
**D	IRISH LIFE ASSURANCE.	0	90.590	90.590
**D	IRISH LIFE ASSURANCE.	0	10.550	10.550
**D	IRISH LIFE ASSURANCE.	0	10.999	10.999
**D	IRISH LIFE ASSURANCE.	0	50.392	50.392
**D	IRISH LIFE ASSURANCE PLC	0	813.695	813.695
**D	ILA-LA WORLD ESG SCREENED FUND	0	696.632	696.632
**D	IRISH LIFE ASSURANCE PLC	0	21.773	21.773
**D	CANADA LIFE ASSURANCE EUROPE LIMITED	0	969.427	969.427
**D	OVERSTONE UCITS FUND PLC	0	1.438.025	1.438.025
**D	STICHTING PENSIOENFONDS METAAL EN TECHNIK MN SERVICES	0	72.968	72.968
**D	STICHTING MN SERVICES	0	468.740	468.740
**D	THE DFA INTERNATIONAL VALUE SERIESA	0	1.723.023	1.723.023
**D	ZURICH LIFE ASSURANCE PLC	0	3.426.705	3.426.705
**D	OLD MUTUAL GLOBAL INVESTORS	0	982.858	982.858
**D	CFSIL ATF CMLA INTERNATIONAL SHARE FUND	0	8.226	8.226
**D	STICHTING MN SERVICES ANDELENFONDS EUROPA.	0	31.515	31.515
**D	LEGAL AND GENERAL ASSURANCE PENSIONS MANAGEMENT LIMITED	0	250.830	250.830
**D	LEGAL AND GENERAL ASSURANCE PENSIONS MANAGEMENT LIMITED	0	272.246	272.246
**D	LEGAL AND GENERAL ASSURANCE PENSIONS MANAGEMENT LIMITED	0	2.292	2.292
**D	LEGAL AND GENERAL ASSURANCE PENSIONS MANAGEMENT LIMITED	0	21.316	21.316
**D	LEGAL AND GENERAL ASSURANCE PENSIONS MANAGEMENT LIMITED	0	5.893	5.893
**D	LEGAL AND GENERAL ASSURANCE PENSIONS MANAGEMENT LIMITED	0	14.015	14.015
**D	LEGAL AND GENERAL ASSURANCE PENSIONS MANAGEMENT LIMITED	0	7.156.953	7.156.953
**D	LEGAL AND GENERAL ASSURANCE PENSIONS MANAGEMENT LIMITED	0	116.486	116.486
**D	LEGAL AND GENERAL ASSURANCE PENSIONS MANAGEMENT LIMITED	0	520.465	520.465
**D	LEGAL AND GENERAL ASSURANCE PENSIONS MANAGEMENT LIMITED	0	406.966	406.966
**D	LEGAL AND GENERAL ASSURANCE PENSIONS MANAGEMENT LIMITED	0	94.125	94.125
**D	LEGAL AND GENERAL ASSURANCE PENSIONS MANAGEMENT LIMITED	0	17.549	17.549
**D	LEGAL AND GENERAL ASSURANCE PENSIONS MANAGEMENT LIMITED	0	211.355	211.355
**D	LEGAL AND GENERAL ASSURANCE PENSIONS MANAGEMENT LIMITED	0	30.347	30.347
**D	LEGAL AND GENERAL ASSURANCE PENSIONS MANAGEMENT LIMITED	0	5.792	5.792
**D	LEGAL AND GENERAL ASSURANCE PENSIONS MANAGEMENT LIMITED	0	4.442	4.442
**D	LEGAL AND GENERAL ASSURANCE PENSIONS MANAGEMENT LIMITED	0	15.917	15.917
**D	LEGAL AND GENERAL ASSURANCE PENSIONS MANAGEMENT LIMITED	0	2.878	2.878
**D	SUMMIT INVESTMENT FUNDS PLC IRISH LIFE INVESTMENT MANAGERS	0	57.276	57.276
**D	LEGAL AND GENERAL ASSURANCE PENSIONS MANAGEMENT LIMITED	0	66.403	66.403
**D	LEGAL AND GENERAL ASSURANCE PENSIONS MANAGEMENT LIMITED	0	40.579	40.579
**D	LEGAL AND GENERAL ASSURANCE PENSIONS MANAGEMENT LIMITED	0	59.622	59.622
**D	LEGAL AND GENERAL ASSURANCE PENSIONS MANAGEMENT LIMITED	0	72.725	72.725

84573/166

84573/1667

LISTA ESITO DELLE VOTAZIONE

Oggetto: Determinazione del compenso del Presidente del Consiglio di Amministrazione e degli Amministratori
FAVOREVOLI

Badge	Regione Sociale	Proprio	Delega	Totale
**D	LEGAL AND GENERAL ASSURANCE PENSIONS MANAGEMENT LIMITED	0	154.364	154.364
**D	LEGAL AND GENERAL ASSURANCE PENSIONS MANAGEMENT LIMITED	0	72.620	72.620
**D	LEGAL AND GENERAL INVESTMENT MANAGEMENT	0	18.743	18.743
**D	LEGAL AND GENERAL ASSURANCE PENSIONS MANAGEMENT LIMITED	0	119.930	119.930
**D	LEGAL AND GENERAL ASSURANCE PENSIONS MANAGEMENT LIMITED	0	108.169	108.169
**D	LEGAL AND GENERAL ASSURANCE PENSIONS MANAGEMENT LIMITED	0	68.538	68.538
**D	LEGAL AND GENERAL ASSURANCE PENSIONS MANAGEMENT LIMITED	0	1.234.452	1.234.452
**D	CITITRUST LTD	0	7.025	7.025
**D	LEGAL AND GENERAL ASSURANCE PENSIONS MANAGEMENT LIMITED	0	106.300	106.300
**D	MANULIFE GLOBAL FUND.	0	115.614	115.614
**D	AEGON CUSTODY B.V	0	5.638	5.638
**D	AEGON CUSTODY B.V	0	277.988	277.988
**D	THE NOMURA TRUST AND BANKING CO LTD	0	139.816	139.816
**D	THE NOMURA TRUST AND BANKING CO LTD	0	5.286	5.286
**D	SUMMIT MUTUAL FUNDS PUBLIC LIMITED COMPANY IRISH LIFE INVESTMENT MANAGERS	0	34.909	34.909
**D	BERESFORD FUNDS PLC	0	692.598	692.598
**D	CFSIL - COMMONWEALTH GLOBAL SHARE FUND 22	0	534.529	534.529
**D	CFSIL - COMMONWEALTH GLOBAL SHARE FUND 23	0	164.605	164.605
**D	STICHTING PGM DEPOSITARY	0	1.994.944	1.994.944
**D	INTERNATIONAL EQUITIES FUND	0	400.981	400.981
**D	NATIONAL COUNCIL FOR SOCIAL SECURITY FUND.	0	22.511	22.511
**D	AEGON CUSTODY B.V.	0	47.794	47.794
**D	CFSIL - COLONIAL FIRST STATE GLOBAL ASSET MANAGEMENT MULTI SECTOR TRUST 1	0	127.263	127.263
**D	SDA INTL EQUITY INDEX FD-WORLD	0	66.132	66.132
**D	CBOSC-CBGS-WGSS07	0	48.761	48.761
**D	JANUS HENDERSON CAPITAL FUNDS PLC	0	645	645
**D	CBOSC ATF CW BK GRP SUP MGSS08	0	59.104	59.104
**D	PINEBRIDGE FUND SERIES PINEBRIDGE EUROPE EQUITY FUND	0	29.086	29.086
**D	JOHN HANCOCK VARIABLE INSURANCE TRUST INTERNATIONAL EQUITY INDEX TRUST	0	98.316	98.316
**D	LEGAL AND GENERAL COLLECTIVE INVESTMENT TRUST...	0	864	864
**D	LEGAL AND GENERAL COLLECTIVE INVESTMENT TRUST..	0	5.580	5.580
**D	LEGAL AND GENERAL COLLECTIVE INVESTMENT TRUST.	0	574.326	574.326
**D	CFSIL RE COLONIAL FIRST STATE INVESTMENT FUND 10	0	119.737	119.737
**D	VICTORY MARKET NEUTRAL INCOME FUND	0	32.924	32.924
**D	NEUBURG NOMINEES LIMITED INVESTORS WHOLESAL E GLOBAL EQUITY (INDEX) TRUST	0	109.225	109.225
**D	LATVIJAS BANKA	0	30.160	30.160
**D	JOHN HANCOCK FUNDS II INTERNATIONAL STRATEGIC EQUITY ALLOCATION FUND	0	26.321	26.321
**D	MACQUARIE MULTI FACTOR FUND	0	40.208	40.208
**D	HOSTPLUS POOLED SUPERANNUATION TRUST	0	51.043	51.043
**D	VICTORYSHARES DEVELOPED ENHANCED VOLATILITY WTD INDEX ETF	0	4.926	4.926
**D	VICTORYSHARES INTERNATIONAL VOLATILITY WTD INDEX ETF	0	143	143
**D	CITITRUST LIMITED AS TRUSTEE OF BLACKROCK PREMIER FUNDS-BLACKROCK WORLD EQUITY INDEX FUND	0	16.174	16.174

LISTA ESITO DELLE VOTAZIONE

Oggetto: Determinazione del compenso del Presidente del Consiglio di Amministrazione e degli Amministratori.
FAVOREVOLI

Badge	Ragione Sociale	Proprio	Delega	Totale
**D	VICTORYSHARES INTERNATIONAL HIGHDIV VOLATILITY WTD INDEX ETF	0	64.565	64.565
**D	INVESCO POOLED INVESTMENT FUND-GLOBAL STRATEGIC EQUITY FUND	0	5.864	5.864
**D	WARMAN INVESTMENTS PTY LIMITED	0	22.969	22.969
**D	STICHTING PGGM DEPOSITARY	0	1.053.812	1.053.812
**D	STICHTING ALGEMEEN PENSIOENFONDS	0	96.298	96.298
**D	COLONIAL FIRST STATE INVESTMENT FUND.	0	53.709	53.709
**D	APIAN ASSET MANAGEMENT	0	351.866	351.866
**D	ABERDEEN INVESTMENT FUNDS UK ICVC II - ABERDEEN EUROPEAN EQUITY TRACKER FUND	0	26.403	26.403
**D	USAA INTERNATIONAL FUND	0	689.990	689.990
**D	VICTORYSHARES USAA MSCI INTERNATIONAL VALUE MOMENTUM ETF	0	64.270	64.270
**D	LEGAL AND GENERAL COLLECTIVE INVESTMENT TRUST.	0	4.984	4.984
**D	TIMOTHY PLAN INTERNATIONAL ETF.	0	8.522	8.522
**D	UNIFIED ACCUMULATIVE PENSION FUND JOINT STOCK COMPANY	0	21.073	21.073
**D	SUN LIFE MFS GLOBAL TOTAL RETURN FUND SUN LIFE GLOBAL INVESTMENTS (CANADA) INC	0	281.194	281.194
**D	INTERNATIONAL RESEARCH EQUITY EXTENDED MASTER FUND (CAYMAN) L.P. C/O INTERTRUST CORP SVCS (CAYMAN) LTD 194.409	0	0	194.409
**D	STATERA MASTER INVESTORS (CAYMAN) L.P.	0	151	151
**D	PANAGORA ASSET MANAGEMENT INC.	0	98	98
**D	PANAGORA ASSET MANAGEMENT INC	0	383	383
**D	STOCK SELECTOR GLOBAL EQUITY INCUBATOR	0	261	261
**D	TWO SIGMA EQUITY SPECTRUM PORTFOLIO - EUR A/C MSFB	0	364	364
**D	GOTHAM CAPITAL V LLC	0	145	145
**D	CORECOMMODITY MANAGEMENT-FOUNDERS II MASTER FUND LTD. DMS CORP. SERVICES LTD.	0	1.879	1.879
**D	CORECOMMODITY MANAGEMENT - FOUNDERS ABSOLUTE RETURN MASTER FUND LTD. C/O DMS CORPORATE SERVICES LTD 6.240	0	0	6.240
**D	THE MANZANITA FOUNDATION C/O SKP LLP	0	12.358	12.358
**D	VIA RAIL CANADA INC MASTER TRUST 3	0	23.793	23.793
**D	RBC QUBE LOW VOLATILITY ALLCOUNTRY WORLD EQUITY FUND	0	7.967	7.967
**D	RBC QUBE LOW VOLATILITY GLOBAL EQUITY FUND	0	801.711	801.711
**D	SI MFS LOW VOL INTL EQ FD	0	2.710	2.710
**D	THE TM OVERSTONE UCITS EQUITY INCOME FUND	0	324.698	324.698
**D	SUN LIFE MFS MONTHLY INCOME FUND	0	10.707	10.707
**D	TRANSAMERICA LIFE INSURANCE COMPANY	0	22.075	22.075
**D	CWB ONYX GLOBAL EQUITY FUND	0	35.589	35.589
**D	NEIMC SAFE EQUITY INDEX FUND	0	61.603	61.603
**D	RR CPE GARDERIE OC	0	119.645	119.645
**D	RBC QUBE STABLE DIVIDEND GLOBAL	0	12.291	12.291
**D	MB HIGH INCOME EQUITY FUND	0	33.468	33.468
**D	NEIMC SAFE-EQUITY INDEX FUND - CLASS N	0	3.589	3.589
**D	TREDJE AP-FONDEN	0	6.973	6.973
**D	ANTIPODES GLOBAL FUND	0	1.983.410	1.983.410
**D	ANTIPODES GLOBAL FUND - SONG	0	549.457	549.457
**D	PERPETUAL ECONOMIC DIMENSIONALIZATION GLOBAL EQUITY FUND	0	37.002	37.002

84573/1668

84575 1649

LISTA ESITO DELLE VOTAZIONE

Oggetto: Determinazione del compenso del Presidente del Consiglio di Amministrazione e degli Amministratori.
FAVOREVOLI

Badge	Ragione Sociale	Proprio	Delega	Totale
**D	THE ENDEAVOUR II FUND	0	6.296	6.296
**D	UNITED FOOD AND COMMERCIAL WORKERS UNION LOCAL 152 RETAIL MEAT PENSION PLAN	0	5.796	5.796
**D	ANTIPODES GLOBAL SHARES (QUOTED MANAGED FUND)	0	12.718	12.718
**D	S AND W UK RES STG 474	0	2.240	2.240
**D	ATLAS MASTER LTD	0	6.314	6.314
**D	WELLINGTON MANAGEMENT COMPANY LLP	0	3.999	3.999
**D	LEGG MASON INC.	0	1.034	1.034
**D	CANADA LIFE ASSURANCE EUROPE PLC	0	25.697	25.697
**D	TEMPLETON SELECT GLOBAL EQUITY FUND	0	4.436	4.436
**D	MANULIFE INTERNATIONAL EQUITY FUND	0	419.919	419.919
**D	BALYASNY ASSET MANAGEMENT LP	0	136.432	136.432
**D	ARROWSTREET ACWI EX US ALPHA EXTENSION FUND VII	0	59.353	59.353
**D	SPARINVEST POOL - EUROPE EQUITY	0	252.970	252.970
**D	SPARINVEST EUROPEAN VALDE	0	226.805	226.805
**D	DWS INVESTMENT GMBH FOR VERMOEGENSMANAGEMENT	0	60.034	60.034
**D	DWS INVESTMENT GMBH FOR ALBATROS FONDS	0	13.576	13.576
**D	DWS INVESTMENT GMBH FOR DWS VORSORGE AS (DYNAMIK)	0	31.599	31.599
**D	DWS INVESTMENT GMBH FOR DWS VORSORGE AS (FLEX)	0	12.917	12.917
**D	DWS INVESTMENT GMBH FOR DYNAMIC EUROPE BALANCE	0	22.965	22.965
**D	DWS INVESTMENT GMBH FOR MULTI-INDEX EQUITY FUND	0	18.978	18.978
**D	ACTIVE STOCK MASTER PORTFOLIO OF MASTER INVESTMENT PORTFOLIO	0	4.536	4.536
**D	ISHARES II PUBLIC LIMITED COMPANY	0	7.581.941	7.581.941
**D	ISHARES PUBLIC LIMITED COMPANY	0	962.207	962.207
**D	ISHARES V PUBLIC LIMITED COMPANY	0	48.418	48.418
**D	ISHARES III PUBLIC LIMITED COMPANY	0	2.001.105	2.001.105
**D	ISHARES VI PUBLIC LIMITED COMPANY	0	724.026	724.026
**D	ISHARES IV PUBLIC LIMITED COMPANY	0	1.573.131	1.573.131
**D	ISHARES VII PLC	0	5.817.862	5.817.862
**D	ABN AMRO MULTI-MANAGER FUNDS	0	1.798.390	1.798.390
**D	BLACKROCK AM DE AG FOR ISHS CORE EURO STOXX 50 UCITS ETF (DE)	0	5.325.969	5.325.969
**D	BLACKROCK AM DE FOR ISHARES EURO STOXX UCITS ETF (DE)	0	678.567	678.567
**D	BLACKROCK AM DE FOR ISHARES STOXX EUROPE 50 UCITS ETF (DE)	0	128.586	128.586
**D	BLACKROCK AM DE FOR ISHS STOXX EUROPE LARGE 200 UCITS ETF	0	30.832	30.832
**D	ISHARES I INV MIT TGV F ISHS ST EUROPE600 OIL+GAS UCITS ETF DE	0	3.176.614	3.176.614
**D	BLACKROCK AM DE FOR ISHARES STOXX EUROPE 600 UCITS ETF (DE)	0	1.800.458	1.800.458
**D	PARTNERS HEALTHCARE SYSTEM INC	0	195.854	195.854
**D	TEACHERS' RETIREMENT SYSTEM OF THE STATE OF ILLINOIS	0	708.956	708.956
**D	KAISER PERMANENTE GROUP TRUST	0	979.572	979.572
**D	KAISER FOUNDATION HOSPITALS	0	421.430	421.430
**D	FIDELITY RUTLAND SQUARETRUST II: STRATEGIC ADVISERS INT	0	1.266.807	1.266.807
**D	BRUNEI INVESTMENT AGENCY	0	30.102	30.102
**D	INTERNATIONALE KAPITALANLAGEGESELLSCHAFT MBH FOR AMP	0	6.611	6.611
**D	SCHWAB INTERNATIONAL EQUITY ETF	0	3.167.550	3.167.550

LISTA ESITO DELLE VOTAZIONE

Oggetto: Determinazione del compenso del Presidente del Consiglio di Amministrazione e degli Amministratori.
FAVOREVOLI

Badge	Ragione Sociale	Proprio	Delega	Totale
**D	SCHWAB FUNDAMENTAL INTERNATIONAL LARGE COMPANY INDEX ETF	0	2.081.540	2.081.540
**D	DUPONT PENSION TRUST	0	551	551
**D	JOHN HANCOCK VAR INS TRUST STRATEGIC EQUITY ALLOCATION	0	529.215	529.215
**D	JOHN HANCOCK FUNDS II STRATEGIC EQUITY ALLOCATION FUND	0	256.896	256.896
**D	JOHN HANCOCK HEDGED EQUITY AND INCOME FUND	0	27.027	27.027
**D	PENSION BENEFIT GUARANTY CORPORATION	0	261.780	261.780
**D	INTERNATIONALE KAPITAL MBH FOR LH-PRIVATRENTE-AKTIE	0	160.000	160.000
**D	INTERNATIONAL PAPER CO COMMINGLED INVESTMENT GROUP	0	524.503	524.503
**D	BMO DISCIPLINED INTERNATIONAL EQUITY FUND	0	71.960	71.960
**D	INTERNATIONAL KAPITALANLAGEGESELLSCHAFT MBH FOR	0	314.003	314.003
**D	DEKA INVESTMENT GMBH FOR KDF 1	0	36.445	36.445
**D	DEKA INVESTMENT GMBH FOR KDF 3	0	43.100	43.100
**D	ALLIANZ GLOBAL INVESTORS GMBH FOR DBI-FONDS SFT 4	0	14.750	14.750
**D	MFS DEVELOPMENT FUNDS, LLC	0	5.633	5.633
**D	MFS EQUITY INCOME FUND	0	157.478	157.478
**D	MFS HERITAGE TRUST COMPANY COLLECTIVE INVESTMENT TRUST	0	547.394	547.394
**D	MFS LOW VOLATILITY GLOBAL EQUITY FUND	0	122.258	122.258
**D	MFS BLENDED RESEARCH INTERNATIONAL EQUITY FUND	0	271.837	271.837
**D	GOLDMAN SACHS TRST II-GOLDMAN SACHS MULTI-MNGR GLOBAL	0	29.082	29.082
**D	GOLDMAN SACHS TRUST II - MULTI-MANAGER INTERNL EQUITY FUND	0	197.106	197.106
**D	GOLDMAN SACHS TRUST COMPANY N A COLLECTIVE TRUST	0	14.753	14.753
**D	GOLDMAN SACHS TRUST- GOLDMAN SACHS GLOBAL	0	8.653	8.653
**D	ALLIANZBERNSTEIN GLOBAL RISK ALLOCATION FUND INC	0	4.936	4.936
**D	ALLIANZBERNST VAR PROD SER F INC.ALIANCEB DYN ASSET	0	24.216	24.216
**D	THE MASTER TRUST BK OF JP LTD: HITACHI FOREIGN EQ INDEX MF	0	66.406	66.406
**D	SPDR MSCI WORLD QUALITY MIX FUND	0	959	959
**D	ALASKA ELECTRICAL PENSION PLAN	0	51.148	51.148
**D	IBM RETIREMENT PLAN	0	12.809	12.809
**D	INTERNATIONALE KAG MBH FOR 189600 LIPPENCO	0	11.000	11.000
**D	ALLIANZ GLOBAL INV GMBH FOR ALLIANZGI-FONDS SFT2	0	51.716	51.716
**D	DWS INVESTMENT GMBH FOR DEAM FONDS BBS	0	11.400	11.400
**D	THORNBERG GLOBAL INVESTMENT PLC	0	35.836	35.836
**D	ARIZONA STATE RETIREMENT SYSTEM	0	91.362	91.362
**D	AMERICAN CENTURY STRATEGIC ASSET ALL, INC. STRAT ALL CONS F	0	17.612	17.612
**D	AMERICAN CENTURY STRAT ASSET ALL, INC. STRAT ALL MODERATE F	0	48.222	48.222
**D	AMERICAN CENTURY STRAT ASSET ALL, INC. STRATEGIC ALL AGGR F	0	43.278	43.278
**D	AMERICAN CENT WORLD-HFT FDS, INC-NT NON-U.S. INTRINSIC VALUE FD	0	812.053	812.053
**D	AMERICAN CENTURY ETF TRUST - AMERICAN CENT QUALITY DIV INT	0	51.075	51.075
**D	AMERICAN CENTURY RETIREMENT DATE TRUST	0	455.308	455.308
**D	JP TR-SERV.BK LTD ATF MATH.MSCI KOKUSAI INDEX MOTHER F	0	13.484	13.484
**D	ALPS INTERNATIONAL SECTOR DIVIDEND DOGS ETF	0	331.687	331.687
**D	ANIMA FUNDS PLC	0	100.717	100.717
**D	THE MASTER TRUST BK OF JP RE F RUSSELL INV (JP) INTL EQUITY F	0	15.760	15.760

Aziendisti in delega: 2.599

84573/1650

84573/1651

LISTA ESITO DELLE VOTAZIONE

Oggetto: Determinazione del compenso del Presidente del Consiglio di Amministrazione e degli Amministratori.
FAVOREVOLI

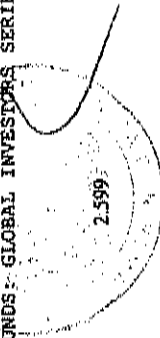
Badge	Ragione Sociale	Proprio	Delega	Totale
**D	ARCHITAS MULTI-MANAGER GLOBAL FUNDS UNIT TRUST	0	110.014	110.014
**D	ARCHITAS MULTI-MANAGER GLOBAL FUNDS UNIT TRUST	0	78.000	78.000
**D	AXA ROSENBERG EQUITY ALPHA TRUST	0	56.969	56.969
**D	STATE OF ALASKA RETIREMENT AND BENEFITS PLANS	0	959.763	959.763
**D	THE WALT DISNEY COMPANY RETIREMENT PLAN MASTER TRUST	0	40.638	40.638
**D	BRANDES INVESTMENT FUNDS PLC	0	637.685	637.685
**D	BMO MSCI EAFE INDEX ETF	0	504.704	504.704
**D	BMO MSCI EAFE VALUE INDEX ETF	0	1.844	1.844
**D	COLLEGE RETIREMENT EQUITIES FUND	0	1.178.559	1.178.559
**D	TIAA-CREF SOCIAL CHOICE INTERNATIONAL EQUITY FUND	0	202.865	202.865
**D	BRIGHTHOUSE FUNDS TRUST I - AB GLOBAL DYNAMIC ALLOCATION	0	220.087	220.087
**D	BRIGHTHOUSE FUNDS TRUST I - SCHROEDERS GLOBAL MULTI-ASSET	0	23.454	23.454
**D	UBS (US) GROUP TRUST	0	154.423	154.423
**D	CENTRAL PROVIDENT FUND BOARD	0	3.358	3.358
**D	CALVERT VP EAFE INTERNATIONAL INDEX PORTFOLIO	0	20.836	20.836
**D	XTRACKER (IE) PUBLIC LIMITED COMPANY	0	660.022	660.022
**B	CAISSE DE DEPOT ET PLACEMENT DU QUEBEC	0	3.441.533	3.441.533
**D	AMERICAN BEACON INTERNATIONAL EQUITY FUND	0	2.228.055	2.228.055
**D	THE REGENTS OF THE UNIVERSITY OF CALIFORNIA	0	1.047.167	1.047.167
**D	EATON VANCE TAX-MANAGED GLOBAL BUY-WRITE OPPORTUNITIES	0	26.016	26.016
**D	FISHER INVESTMENTS INSTITUTIONAL FUNDS PLC	0	8.668	8.668
**D	PARAMETRIC INTERNATIONAL EQUITY FUND	0	237.831	237.831
**D	FUNDO DE SEGURANCA SOC GOV. DA REGIÃO ADM. ESPECIAL DE	0	120.074	120.074
**D	PROFESSIONALS' GLOBAL EQUITY FUND	0	80.763	80.763
**D	EATON VANCE EQUITY HARVEST FUND LLC	0	2.481	2.481
**D	U.S. LEGACY INCOME COMMON TRUST FUND	0	4.248	4.248
**D	TAX - MANAGED INTERNATIONAL EQUITY PORTFOLIO	0	21.212	21.212
**D	MERCER GE INTERNATIONAL EQUITY FUND	0	71.309	71.309
**D	RUSSELL INVESTMENT COMPANY MULTIFACTOR INTERNATIONAL EQUITY	0	13.371	13.371
**D	PARTNERS HEALTHCARE MASTER TRUST FOR ERISA ASSETS	0	21.728	21.728
**D	HARTFORD MULTIFACTOR INTERNATIONAL FUND	0	995	995
**D	HEALTHONE	0	25.317	25.317
**D	TRANSAMERICA INTERNATIONAL STOCK	0	44.506	44.506
**D	TRANSAMERICA INTERNATIONAL EQUITY INDEX VP	0	9.338	9.338
**D	TANGERINE BALANCED INCOME PORTFOLIO	0	6.362	6.362
**B	TANGERINE BALANCED PORTFOLIO	0	41.685	41.685
**D	TANGERINE BALANCED GROWTH PORTFOLIO	0	39.901	39.901
**D	TANGERINE EQUITY GROWTH PORTFOLIO	0	45.002	45.002
**D	MASSMUTUAL SELECT T. ROME PRICE INTERNATIONAL EQUITY	0	194.194	194.194
**D	MM MSCI EAFE INTERNATIONAL INDEX FUND	0	41.342	41.342
**D	GMO RESOURCES FUND	0	143.288	143.288
**D	SPDR S+P GLOBAL NATURAL RESOURCES ETF	0	761.357	761.357
**D	J & J PENSION FUND OFF	0	184.335	184.335

LISTA ESITO DELLE VOTAZIONE

Oggetto: Determinazione del compenso del Presidente del Consiglio di Amministrazione e degli Amministratori.
FAVOREVOLI

Badge	Ragione Sociale	Proprio	Delega	Totale
**D	RUSSELL INVESTMENT COMPANY PLC	0	157.439	157.439
**D	JNL/ALLIANCEBERNSTEIN DYNAMIC ASSET ALLOCATION FUND	0	23.785	23.785
**D	JNL/MELLON CAPITAL EUROPEAN 30 FUND	0	203.137	203.137
**D	JNL/MELLON CAPITAL MSCI WORLD INDEX FUND	0	19.720	19.720
**D	PENSIONSKASSE JOHNSON & JOHNSON SCHWEIZ	0	127.137	127.137
**D	OPENWORLD PUBLIC LIMITED COMPANY	0	6.075	6.075
**D	RUSSELL INVESTMENTS INSTITUTIONAL FUNDS PLC	0	31.003	31.003
**D	MULTI-STYLE, MULTI-MANAGER FUNDS PLC	0	144.356	144.356
**D	STATE STREET GLOBAL ALL CAP EQUITY EX-US INDEX PORTFOLIO	0	231.320	231.320
**D	STATE STREET DISCIPLINED GLOBAL EQUITY PORTFOLIO	0	1.026	1.026
**D	STATE STREET INTERNATIONAL DEVELOPED EQUITY	0	643.355	643.355
**D	LOS ANGELES COUNTY EMPLOYEES RETIREMENT ASSOCIATION	0	714.130	714.130
**D	INTERNATIONALE KAPITALANLAGEGESELLSCHAFT MBH FOR DC	0	319.517	319.517
**D	SPDR PORTFOLIO MSCI GLOBAL STOCK MARKET ETF	0	10.510	10.510
**D	SPDR MSCI EAFE STRATEGICFACTORS ETF	0	25.385	25.385
**D	SPDR MSCI WORLD STRATEGICFACTORS ETF	0	1.064	1.064
**D	HARTFORD MULTIFACTOR DEVELOPED MARKETS	0	729.254	729.254
**D	HARTFORD MULTIFACTOR LOW VOLATILITY	0	1.353	1.353
**D	MARYLAND STATE RETIREMENT & PENSION SYSTEM	0	439.715	439.715
**D	RUSSELL INV MULTI-ASSET FACTOR EXPOSURE FUND	0	10.248	10.248
**D	ALLIANZ GLOBAL INVESTORS GMBH FOR ALLIANZ VERM. EUROPA	0	593.075	593.075
**D	THE PRUDENTIAL INSURANCE COMPANY OF AMERICA	0	201.800	201.800
**D	MDPIW INTERNATIONAL EQUITY INDEX POOL	0	114.920	114.920
**D	MGI FUNDS PLC	0	139.292	139.292
**D	MERCER QIF CCF	0	114.495	114.495
**D	MERCER GLOBAL EQUITY FUND	0	81.042	81.042
**D	GTAA PANTHER FUND L.P	0	11.758	11.758
**D	MERCER QIF CCF	0	22.049	22.049
**D	MERCER QIF CCF	0	879.272	879.272
**D	MERCER UCITS COMMON CONTRACTUAL FUND	0	1.873	1.873
**D	MGI FUNDS PLC	0	162.971	162.971
**D	BRIGHTHOUSE FUNDS TRUST I - PANAGORA GLOBAL DIV RISK	0	4.165	4.165
**D	RUSSELL COMMON CONTRACTUAL FUND	0	7.737	7.737
**D	NORTROP GRUMMAN CORPORATION VEBI MASTER TRUST I	0	6.230	6.230
**D	STATE OF NEW JERSEY COMMON PENSION FUND D	0	1.279.333	1.279.333
**D	ONTARIO TEACHERS PENSION PLAN BOARD	0	2.296.517	2.296.517
**D	NEW SHIPS, INC. PENSION MASTER TRUST	0	141.832	141.832
**D	BRANDES GLOBAL OPPORTUNITIES FUND	0	200.827	200.827
**D	COSMOPOLITAN INVESTMENT FUND	0	121.332	121.332
**D	FIDELITY INTERNATIONAL HIGH DIVIDEND INDEX ETF	0	82.802	82.802
**D	PINCO FUNDS: GLOBAL INVESTORS SERIES PLC	0	11.297	11.297
**D	PINCO FUNDS: GLOBAL INVESTORS SERIES PLC	0	19.595	19.595
**D	PINCO FUNDS: GLOBAL INVESTORS SERIES PLC	0	96.006	96.006

84573/1652



LISTA ESITO DELLE VOTAZIONI

Oggetto: Determinazione del compenso del Presidente del Consiglio di Amministrazione e degli Amministratori.
FAVOREVOLI

Badge	Ragione Sociale	Proprio	Delega	Totale
**D	PIMCO FUNDS: GLOBAL INVESTORS SERIES PLC	0	1.607	1.607
**D	PIMCO FUNDS: GLOBAL INVESTORS SERIES PLC	0	298	298
**D	PRINCIPAL EX-TRADED FUNDS-PRINC INT MUL-FACT CORE INDEX ETF	0	2.496	2.496
**D	PACIFIC SELECT FUND -PD INTERNATIONAL LARGE-CAP PORTFOLIO	0	86.205	86.205
**D	PACIFIC SELECT FUND-INTERNATIONAL EQUITY INCOME PORTFOLIO	0	176.876	176.876
**D	ARROWSTREET (CANADA) INT DEV MARKET EX US ALPHA	0	15.775	15.775
**D	DWS INVESTMENT GMBH FOR DEAM-FONDS PPC GEQ	0	4.704	4.704
**D	DWS INVESTMENT GMBH FOR DEAM-FONDS BW GERMANY	0	8.525	8.525
**D	DWS INVESTMENT GMBH FOR DEAM FONDS BERL	0	76.500	76.500
**D	DWS INVESTMENT GMBH FOR STIFTUNGSFONDS SVOP	0	9.404	9.404
**D	DWS INVESTMENT GMBH FOR STIFTUNGSFONDS SVC 1	0	7.986	7.986
**D	DWS INVESTMENT GMBH FOR DEAM-FONDS CPT	0	20.000	20.000
**D	PANAGORA DYNAMIC GLOBAL EQUITY (EX TOBACCO) FUND	0	21.340	21.340
**D	THRIVENT MODERATE ALLOCATION PORTFOLIO	0	19.161	19.161
**D	THRIVENT MODERATELY AGGRESSIVE ALLOCATION PORTFOLIO	0	5.493	5.493
**D	THRIVENT AGGRESSIVE ALLOCATION PORTFOLIO	0	2.118	2.118
**D	THRIVENT MODERATE ALLOCATION FUND	0	3.463	3.463
**D	THRIVENT MODERATELY AGGRESSIVE ALLOCATION FUND	0	6.740	6.740
**D	THRIVENT AGGRESSIVE ALLOCATION FUND	0	1.913	1.913
**D	THRIVENT PARTNER WORLDWIDE ALLOCATION FUND	0	48.880	48.880
**D	THRIVENT PARTNER WORLDWIDE ALLOCATION PORTFOLIO	0	89.634	89.634
**D	THRIVENT BALANCED INCOME PLUS FUND	0	8.617	8.617
**D	THRIVENT BALANCED INCOME PLUS PORTFOLIO	0	10.315	10.315
**D	THRIVENT GLOBAL STOCK FUND	0	124.904	124.904
**D	THRIVENT GLOBAL STOCK PORTFOLIO	0	72.971	72.971
**D	THRIVENT CORE INTERNATIONAL EQUITY FUND	0	171.504	171.504
**D	THRIVENT DIVERSIFIED INCOME PLUS FUND	0	13.721	13.721
**D	THRIVENT DIVERSIFIED INCOME PLUS PORTFOLIO	0	10.548	10.548
**D	THRIVENT DIVERSIFIED INCOME PLUS PORTFOLIO	0	4.246	4.246
**D	RUSSELL INVESTMENTS CANADIAN DIVIDEND POOL	0	21.685	21.685
**D	RUSSELL INVESTMENTS GLOBAL EQUITY POOL	0	167.969	167.969
**D	RUSSELL INVESTMENTS OVERSEAS EQUITY POOL	0	92.848	92.848
**D	RUSSELL INVESTMENTS MULTI-FACTOR INTERNATIONAL EQUITY	0	1.179	1.179
**D	RUSSELL INVESTMENTS OVERSEAS EQUITY FUND	0	47.228	47.228
**D	GOV OF HM THE SULTAN AND YANG DI-PERTUAN OF BRUNEI DARUSSALAM	0	102.129	102.129
**D	BIMCOR OVERSEAS POOLED FUND	0	77.059	77.059
**D	ALBERTA INVESTMENT MANAGEMENT CORPORATION	0	424.100	424.100
**D	DESJARDINS DEVEL EX-USA EX-CANADA MULTIF - CONTROLLED VOL ETF	0	18.376	18.376
**D	BANK OF KOREA	0	80.250	80.250
**D	BANK OF KOREA	0	10.517	10.517
**D	STATE STREET IRELAND UNIT TRUST	0	254.197	254.197
**D	SSGA SPDR ETFS EUROPE I PUBLIC LIMITED COMPANY	0	255.313	255.313
**D	SSGA SPDR ETFS EUROPE II PUBLIC LIMITED COMPANY	0	1.529.998	1.529.998

84578/1653

LISTA ESITO DELLE VOTAZIONE

Oggetto: Determinazione del compenso del Presidente del Consiglio di Amministrazione e degli Amministratori.
FAVOREVOLI

Badge	Ragione Sociale	Proprio	Delega	Totale
**D	SIR DAVID TRENCH FUND FOR RECREATION	0	2.930	2.930
**D	CALIFORNIA PUBLIC EMPLOYEES RETIREMENT SYSTEM	0	4.174.700	4.174.700
**D	DELTA SHARES S+P INTERNATIONAL MANAGED RISK ETF	0	6.170	6.170
**D	CALIFORNIA STATE TEACHERS RETIREMENT SYSTEM	0	7.719.115	7.719.115
**D	TEACHER RETIREMENT SYSTEM OF TEXAS	0	4.096.015	4.096.015
**D	DWS INVESTMENT GMBH FOR DEAM-FONDS PG EQ	0	53.488	53.488
**D	AXA INV MAN SCHWEIZ AG OBO AXA (CH) STRAT FD - GLOBAL EQ CHF	0	7.022	7.022
**D	PINEBRIDGE GLOBAL FUNDS	0	7.894	7.894
**D	DWS INVESTMENT GMBH FOR DEAM-FONDS GSK 1	0	32.004	32.004
**D	UNITED GLOBAL RESOURCES FUND	0	6.602	6.602
**D	UBS (IRL) ETF PLC	0	66.589	66.589
**D	SO CA UFCW UNIONS AND FOOD EMPLOYERS JOINT PENSION TRUST	0	238.262	238.262
**D	ALLIANZ GLOBAL INVESTORS GMBH FOR ALLIANZGI-FONDS VDB	0	16.911	16.911
**D	VANGUARD FTSE DEVELOPED EUROPE INDEX ETF	0	8.371	8.371
**D	VANECK VECTORS NATURAL RESOURCES ETF	0	21.215	21.215
**D	THE WELLINGTON TR COM NATIONAL ASS MULT COLLECT INV F	0	149.158	149.158
**D	THE WELLINGTON TR CO NAT ASS MULT C TR F TR, OPFORT EQ PTF	0	100.332	100.332
**D	WELLINGTON TR CO NAT ASS MULT COMM DIVER INFL HEDGED II	0	13.912	13.912
**D	THE WELLINGTON TR CO NAT ASS MULT COLLECTIVE INV F TRUST	0	147.355	147.355
**D	WELLINGTON TR CO NAT ASS MULT COMM TR FD TR GLB MAN RISK PORT	0	26.515	26.515
**D	WELLINGTON TST CO NAT ASS MUL COM TST FD TST CON VALUE INF	0	425.629	425.629
**D	WELLINGTON TST CO, NAT ASS MULT COMM T F T - INT CON VA PORT	0	898.872	898.872
**D	WISDOMTREE ISSUER PUBLIC LIMITED COMPANY	0	60.687	60.687
**D	DIVERSIFIED MARKETS (2010) POOLED FUND TRUST	0	8.915	8.915
**D	WASHINGTON STATE INVESTMENT BOARD	0	3.992.826	3.992.826
**D	WISDOMTREE DYNAMIC CURRENCY HEDGED INTRNL EQUITY FUND	0	77.796	77.796
**D	WISDOMTREE INTERNATIONAL HIGH DIVIDEND FUND	0	165.785	165.785
**D	WISDOMTREE INTERNATIONAL EQUITY FUND	0	255.569	255.569
**D	WISDOMTREE GLOBAL HIGH DIVIDEND FUND	0	17.970	17.970
**D	WISDOMTREE INTERNATIONAL DIVIDEND EX-	0	127.038	127.038
**D	WISDOMTREE INTERNATIONAL LARGE CAP DIVIDEND	0	227.004	227.004
**D	NEW YORK STATE TEACHERS RETIREMENT SYSTEM	0	1.330.884	1.330.884
**D	BMO CORPORATE CLASS INC.	0	99.821	99.821
**D	BMO MONTHLY INCOME FUND	0	92.996	92.996
**D	BMO GLOBAL EQUITY FUND	0	5.934	5.934
**D	BMO INTERNATIONAL EQUITY FUND	0	250.522	250.522
**D	BMO DIVERSIFIED INCOME PORTFOLIO	0	43.111	43.111
**D	PRUDENTIAL RETIREMENT INSURANCE AND ANNUITY COMPANY	0	80.000	80.000
**D	WELLINGTON MANAGEMENT FUNDS (IRELAND) PLC	0	13.419	13.419
**D	MANULIFE ASSET MANAGEMENT INTERNATIONAL EQUITY	0	101.221	101.221
**D	ZURICH INVEST ISCAV	0	230.257	230.257
**D	SS BK AND TRUST COMPANY INV FUNDS FOR TAXEXEMPT	0	11.644.633	11.644.633
**D	RESOURCE STOCK INDEX COMMON TRUST FUND	0	194.710	194.710

84573/1654

LISTA ESITO DELLE VOTAZIONE

Oggetto: Determinazione del compenso del Presidente del Consiglio di Amministrazione e degli Amministratori.
FAVOREVOLI

Badge	Ragione Sociale	Proprio	Delega	Totale
**D	SSGA ACWI INTEGR ALPHA SELECT NON-LENDING QP COMMON	0	7.207	7.207
**D	SSGA S+P GLB LARGEMIDCAP NAT RES INDEX NON-LEND QP	0	372.923	372.923
**D	SSGA FTSE RAFI DEVELOPED 1000 INDEX NON-LENDING COMMON	0	56.343	56.343
**D	STATE STREET GLOBAL MANAGED VOL ALPHA NON-LENDING COM	0	97.581	97.581
**D	SS FTSE DEV COMPREHENSIVE FACTOR IND NON-	0	2.608	2.608
**D	STATE STREET RAFI DEVELOP EX-US INDEX NON-LENDING COMMON	0	11.063	11.063
**D	SSGA MSCI EUROPE SCREENED INDEX NON-LENDING COMMON	0	250.750	250.750
**D	MSCI EAFE PROV SCREENED INDEX NON - LENDING COMMON TR	0	55.383	55.383
**D	STATE STREET GLOBAL ADVISORS LUXEMBOURG SICAV	0	1.242.598	1.242.598
**D	DB X-TRACKERS	0	9.837.973	9.837.973
**D	DEUTSCHE AM MULTI ASSET PIR FUND	0	404.617	404.617
**D	DWS INVESTMENT S.A. FOR ZURICH GLOBAL EQUITY	0	9.827	9.827
**D	DWS INVESTMENT S.A. FOR ARERO - DER WELTFONDS	0	48.975	48.975
**D	MULTICOOPERATION SICAV	0	16.701	16.701
**B	UBS ETF	0	400.688	400.688
**D	UBS ETF	0	936.689	936.689
**D	UBS ETF	0	143.751	143.751
**D	UBS ETF	0	76.206	76.206
**D	UBS ETF	0	69.779	69.779
**D	UBS ETF	0	2.167	2.167
**D	UBS ETF	0	648	648
**D	UBS ETF	0	4.746	4.746
**D	UBS ETF	0	340	340
**D	UBS ETF	0	106.793	106.793
**D	UBS ETF	0	2.097	2.097
**D	UBS ETF	0	121.643	121.643
**D	SONOMA COUNTY EMPLOYEES RETIREMENT ASSOCIATION	0	28.311	28.311
**D	RUSSELL INVESTMENT COMPANY II PIC	0	102.602	102.602
**D	MFS VAR INSURANCE TRUST II-MFS GLOBAL TACTICAL ALLOCATION	0	6.273.927	6.273.927
**B	MFS RESEARCH INTERNATIONAL FUND	0	254.922	254.922
**D	MFS VARIABLE INSURANCE TRUST II - MFS RESEARCH INT	0	466.704	466.704
**D	IBM 401K PLUS PLAN	0	1.149.059	1.149.059
**D	OREGON PUBLIC EMPLOYEES RETIREMENT SYSTEM	0	963.748	963.748
**B	RUSSELL TRUST CO COMINGLED EMPLOYEE BENEFIT FUNDS TRUST	0	370.361	370.361
**D	SAN DIEGO CITY EMPLOYEES' RETIREMENT SYSTEM	0	66.977	66.977
**D	GENERAL CONFERENCE CORPORATION OF SEVENTH DAY	0	1.267.516	1.267.516
**D	COLLEGE RETIREMENT EQUITIES FUND	0	66.708	66.708
**D	COLLEGE RETIREMENT EQUITIES FUND	0	2.491.248	2.491.248
**D	TIIA-CREE INTERNATIONAL EQUITY INDEX FUND	0	981.425	981.425
**D	BRIGHTHOUSE FUNDS TRUST I -MFS RESEARCH INTERNATIONAL PTF	0	63.692	63.692
**D	CONAGRA FOODS MASTER PENSION TRUST	0	553.173	553.173
**D	PACE INTERNATIONAL EQUITY INVESTMENTS	0	685.274	685.274
**D	RUSSELL INVESTMENT COMPANY - RUSSELL INTERN DEVELOPED MKT	0	246.845	246.845
**D	RUSSELL INVESTMENT COMPANY RUSSELL GLOBAL EQUITY FUND	0		

LISTA ESITO DELLE VOTAZIONE

Oggetto: Determinazione del compenso del Presidente del Consiglio di Amministrazione e degli Amministratori.
FAVOREVOLI

Badge	Ragione Sociale	Proprio	Delega	Totale
**D	MERCY HEALTH	0	95.062	95.062
**D	BOSTON RETIREMENT SYSTEM	0	126.320	126.320
**D	VALIC COMPANY I - INTERNATIONAL EQUITIES INDEX FUND	0	209.546	209.546
**D	BRIGHTHOUSE FUNDS TRUST II - METLIFE MSCI EAFE INDEX PTF	0	181.060	181.060
**D	STATE OF MINNESOTA	0	1.418.096	1.418.096
**D	RUSSELL INVESTMENT FUNDS INTERNATIONAL DEVELOPED MARKETS	0	127.121	127.121
**D	ALAMEDA COUNTY EMPLOYEES' RETIREMENT ASSOCIATION	0	550.558	550.558
**D	MERCER NON-US CORE EQUITY FUND	0	525.406	525.406
**D	JOHN HANCOCK LIFE AND HEALTH INSURANCE COMPANY	0	136.070	136.070
**D	MASSMUTUAL SELECT OVERSEAS FUND	0	206.845	206.845
**D	SPDR MSCI ACWI EX-US ETF	0	167.369	167.369
**D	SPDR S&P INTERNATIONAL DIVIDEND ETF	0	1.161.267	1.161.267
**D	SPDR PORTFOLIO DEVELOPED WORLD EX-US ETF	0	907.818	907.818
**D	MORGAN STANLEY INSTITUTIONAL FD TR - GLOBAL STRATEGIST PTF	0	10.436	10.436
**D	MORGAN STANLEY VAR INS FUND, INC. GLOBAL STRATEGIST PORTFOLIO	0	1.280	1.280
**D	SIOMNA STRATEGIC INCOME FUND	0	42.263	42.263
**D	PACIFIC SELECT FUND INTERNATIONAL VALUE PORTFOLIO	0	1.492.134	1.492.134
**D	PACIFIC SELECT FUND INTERNATIONAL LARGE CAP PORTFOLIO	0	800.049	800.049
**D	WELLINGTON DIVERSIFIED INFLATION HEDGES FUND	0	137.740	137.740
**D	EMPLOYEES RETIREMENT SYSTEM OF THE CITY OF PROVIDENCE	0	80.156	80.156
**D	MERCY HEALTH RETIREMENT TRUST	0	47.671	47.671
**D	WELLINGTON TR CO NAT ASS COM TR F TR DIVERS INFLATION HDG PTF	0	147.584	147.584
**D	SPDR STOXX EUROPE 50 ETF	0	46.593	46.593
**D	SPDR DJ EURO STOXX 50 ETF	0	1.605.475	1.605.475
**D	COMMON TRUST ITALY FUND	0	2.032.251	2.032.251
**D	WORLD INDEX OLUS SECURITIES LENDING COMMON TRUST FUND	0	11.963	11.963
**D	NATWEST TR AND DEP SERV LTD AS TRUSTEE O LF PRUD EURO QIS FD	0	411.983	411.983
**D	SPDR S&P WORLD EX AUSTRALIA FUND	0	6.549	6.549
**D	RUSSELL INVESTMENTS LOW CARBON GLOBAL SHARES FUND	0	25.246	25.246
**D	EMERGENCY SERVICES SUPERANNUATION SCHEME	0	11.281	11.281
**D	FIRST STATE SUPERANNUATION SCHEME	0	414.013	414.013
**D	FIRST STATE SUPERANNUATION SCHEME	0	63.527	63.527
**D	MFS LOW VOLATILITY GLOBAL EQUITY TRUST	0	892	892
**D	PANAGORA DYNAMIC GLOBAL EQUITY FUND	0	37.525	37.525
**D	NGS SUPER	0	214.427	214.427
**D	INTERNATIONAL EQUITIES SECTOR TRUST	0	3.296	3.296
**D	SUNSUPER SUPERANNUATION FUND	0	206.471	206.471
**D	UBS IQ MSCI WORLD EX AUSTRALIA ETHICAL ETF	0	7.795	7.795
**D	UBS IQ MSCI EUROPE ETHICAL ETF	0	1.607	1.607
**D	RUSSELL INVESTMENTS INTERNATIONAL SHARES FUND	0	12.557	12.557
**D	STATE STREET INTERNATIONAL EQUITIES INDEX TRUST	0	82.790	82.790
**D	BLACKROCK AM SCHWELB AG OBO BIFS WORLD EX SWITZ EQ	0	55.875	55.875
**D	PEOPLE'S BANK OF CHINA	0	8.196.737	8.196.737

84573/1656

LISTA ESITO DELLE VOTAZIONI

Oggetto: Determinazione del compenso del Presidente del Consiglio di Amministrazione e degli Amministratori.
FAVOREVOLI

Badge	Ragione Sociale	Proprio	Delega	Totale
**D	FLOURISH INVESTMENT CORPORATION	0	696.363	696.363
**D	PEOPLE'S BANK OF CHINA	0	1.229.981	1.229.981
**D	THE TRUSTEES OF BP PENSION FUND	0	382.700	382.700
**D	THE TRUSTEES OF CONOCOPHILLIPS PENSION PLAN	0	38.751	38.751
**D	FAMILY INVESTMENTS CHILD TRUST FUND	0	70.338	70.338
**D	FAMILY INVESTMENTS GLOBAL ICVC FAMILY BALANCED INT FUND	0	45.855	45.855
**D	HSBC AS TRUSTER FOR SSGA EUROPE EX UK EQUITY TRACKER FUND	0	2.335.856	2.335.856
**D	AMEC FOSTER WHEELER PENSION PLAN	0	187.856	187.856
**D	NATWEST TRU+DEP SERV LTD ATO ST. JAMES'S PL GL EQ UN TR	0	202.862	202.862
**D	MANAGED PENSION FUNDS LIMITED	0	1.532.342	1.532.342
**D	THE TRUSTEES OF JOHNSON & JOHNSON UK GROUP RETIREMENT	0	157.838	157.838
**D	OLD MUTUAL LIFE ASSURANCE COMPANY (SOUTH AFRICA) LIMITED	0	1.700	1.700
**D	THE TRUSTEES OF ELECTRONIC DATA SYSTEMS 1994 PENSION	0	5.874	5.874
**D	THE TRUSTEES OF ELECTRONIC DATA SYSTEMS LTD	0	22.477	22.477
**D	HBO'S INTERNATIONAL INV FUNDS ICVC- EUROPEAN FUND	0	308.468	308.468
**D	ICVC INTERNATIONAL INV FUNDS ICVC- INTERNATIONAL	0	477.317	477.317
**D	BMO INVESTMENT FUNDS (UK) ICVC IV BMO GLOBAL EQUITY FUND	0	84.452	84.452
**D	THE TRUSTEES OF GOLDMAN SACHS UK RETIREMENT PLAN	0	8.770	8.770
**D	M+G INVESTMENT FUNDS (1)- M+G EUROPEAN INDEX	0	36.980	36.980
**D	M+G INVESTMENT FUNDS (1)- M+G EUROPEAN SELECT FUND	0	169.088	169.088
**D	THE TRUSTEES OF THE GE UK PENSION COMMON INVESTMENT	0	75.101	75.101
**D	NATIONAL TRUST FOR SCOTLAND	0	57.286	57.286
**D	THE TRUSTEES OF THE CARNegie TRUST FOR UNI OF SCOTLAND	0	208.566	208.566
**D	VANGUARD INV FDS ICVC-VANG FTSE DEV WOR LD EX - UK 5QT IND	0	593.935	593.935
**D	VANGUARD INV F ICVC-VANGUARD FTSE DEV EUROPE EX-UK EQ INDEX	0	1.052.268	1.052.268
**D	VANGUARD INV FUNDS ICVC-VANGUARD FTSE GLOB ALL CAP IND FUND	0	23.719	23.719
**D	PUBLIC AUTHORITY FOR SOCIAL INSURANCE	0	19.740	19.740
**D	MULTI-MANAGER ICVC - MULTI-MANAGER UKEQUITY INCOME FUND	0	252.752	252.752
**D	SCOTTISH WIDOWS INV SOL F ICVC- FUNDAMENTAL INDEX	0	768.398	768.398
**D	INVESTEC FUNDS SERIES II GLOBAL ENERGY FUND	0	169.303	169.303
**D	INVESTEC FUNDS SERIES I - ENHANCED NATURAL RESOURCES FUND	0	72.693	72.693
**D	SCOTTISH WIDOWS OVERSEAS GROWTH INV F ICVC - EURO GROWTH	0	836.299	836.299
**D	SCOTTISH WIDOWS OVERSEAS GROWTH INV FUNDS ICVC-GLOBAL	0	239.298	239.298
**D	SCOTTISH WIDOWS INV SOLUTIONS F ICVC- EUROPEAN (EX UK) EQ FD	0	509.847	509.847
**D	ARROWSTREET ACWI EX US ALPHA EXTENSION TRUST FUND U	0	184.173	184.173
**D	ARROWSTREET RAPE ALPHA EXTENSION TRUST FUND	0	92.312	92.312
**D	PINERIDGE GLOBAL DYNAMIC ASSET ALLOCATION FUND LLC	0	385	385
**D	MONETARY AUTHORITY OF SINGAPORE	0	1.160.013	1.160.013
**D	SPARINVEST GLOBAL VALUE	0	82.129	82.129
**D	MEDICLANUM GESTIONE FONDI SGR - FLESSIBILE FUTURO ITALIA	0	5.000.000	5.000.000
**D	EPSILON SGR - EPSILON QVALUE	0	2.804	2.804
**D	EPSILON SGR - EPSILON FLESSIBILE AZIONI EURO FEBBRAIO 2021	0	1.080	1.080
**D	EPSILON SGR - EPSILON FLESSIBILE AZIONI EURO NOVEMBRE 2020	0	3.314	3.314

84573 1657

LISTA ESITO DELLE VOTAZIONE

Oggetto: Determinazione del compenso del Presidente del Consiglio di Amministrazione e degli Amministratori.
FAVOREVOLI

Badge	Ragione Sociale	Proprio	Delega	Totale
**D	EPSILON SGR - EPSILON FLESSIBILE AZIONI EURO SETTEMBRE 2020	0	4.515	4.515
**D	EPSILON SGR - EPSILON FLESSIBILE AZIONI EURO GIUGNO 2021	0	307	307
**D	EPSILON SGR - EPSILON FLESSIBILE AZIONI EURO APRILE 2021	0	465	465
**D	EURIZON CAPITAL SGR - EURIZON TOP SELEC EQUILIBRIO DIC 2024	0	8.739	8.739
**D	EURIZON CAPITAL SGR - EURIZON MULTIASET REDDITO MARZO 2022	0	36.360	36.360
**D	EURIZON CAPITAL SGR - EURIZON TOP SELECTION DICEMBRE 2023	0	17.741	17.741
**D	EURIZON CAPITAL SGR - EURIZON TOP SELEC EQUILIBRIO MAG 2024	0	7.057	7.057
**D	EURIZON CAPITAL SGR - EURIZON TOP SELEC PRUDENTE DIC 2023	0	1.401	1.401
**D	EURIZON CAPITAL SGR - EURIZON TOP SELECTION MAGGIO 2023	0	190.407	190.407
**D	EURIZON CAPITAL SGR - EURIZON TRAGUARDO 40 FEBBRAIO 2022	0	63.066	63.066
**D	EURIZON CAPITAL SGR - EURIZON TOP SELECTION MARZO 2023	0	199.351	199.351
**D	EURIZON CAPITAL SGR - EURIZON MULTIASET REDDITO MARZO 2023	0	44.915	44.915
**D	EURIZON CAPITAL SGR - EURIZON GLOBAL MULTIASET SEL SET 2022	0	10.400	10.400
**D	EURIZON CAPITAL SGR - EURIZON DISCIPLINA GLOBALE MARZO 2024	0	14.807	14.807
**D	EURIZON CAPITAL SGR - EURIZON MULTIASET REDDITO OTT 2020	0	17.205	17.205
**D	EURIZON CAPITAL SGR - EURIZON TOP SELEC PRUDENTE MARZO 2024	0	2.965	2.965
**D	EURIZON CAPITAL SGR - EURIZON INCOME STRATEGY OTTOBRE 2024	0	190.253	190.253
**D	EURIZON CAPITAL SGR - EURIZON CEDOLA ATTIVA TOP GIUGNO 2023	0	97.404	97.404
**D	EURIZON CAPITAL SGR - EURIZON CEDOLA ATTIVA TOP APRILE 2023	0	30.913	30.913
**D	EURIZON CAPITAL SGR - EURIZON CEDOLA ATTIVA TOP APRILE 2021	0	13.532	13.532
**D	EURIZON CAPITAL SGR - EURIZON PROGETTO ITALIA 70	0	1.015.970	1.015.970
**D	EURIZON CAPITAL SGR - EURIZON MULTIASET REDDITO NOV 2020	0	26.939	26.939
**D	EURIZON CAPITAL SGR - EURIZON MULTIASET REDDITO LUGLIO 2022	0	72.101	72.101
**D	EURIZON CAPITAL SGR - EURIZON TOP STAR APRILE 2023	0	82.753	82.753
**D	EURIZON CAPITAL SGR - EURIZON TOP SELEC PRUDENTE GIU 2024	0	2.714	2.714
**D	EURIZON CAPITAL SGR - EURIZON DEFENSIVE TOP SELEC MAR 2025	0	1.697	1.697
**D	EURIZON CAPITAL SGR - EURIZON OPPORTUNITY SELECT LUGLIO 2023	0	17.640	17.640
**D	EURIZON CAPITAL SGR - EURIZON MULTIASET REDDITO MAGGIO 2020	0	30.653	30.653
**D	EURIZON CAPITAL SGR - EURIZON TOP SELEC CRESCITA GIU 2024	0	11.701	11.701
**D	EURIZON CAPITAL SGR - EURIZON MULTIASET REDDITO LUGLIO 2023	0	26.480	26.480
**D	EURIZON CAPITAL SGR - EURIZON DEFENSIVE TOP SELEC LUG 2024	0	2.562	2.562
**D	EURIZON CAPITAL SGR - EURIZON DEFENSIVE TOP SELEC OTT 2023	0	3.787	3.787
**D	EURIZON CAPITAL SGR - EURIZON MULTIASET REDDITO GIUGNO 2020	0	20.299	20.299
**D	EURIZON CAPITAL SGR - EURIZON DISCIPLINA ATTIVA DIC 2022	0	21.912	21.912
**D	EURIZON CAPITAL SGR - EURIZON MULTIASET VALUTARIO OTT 2023	0	50.047	50.047
**D	EURIZON CAPITAL SGR - EURIZON TOP SELEC CRESCITA SETT 2024	0	13.468	13.468
**D	EURIZON CAPITAL SGR - EURIZON AZIONI ITALIA	0	1.464.127	1.464.127
**D	EURIZON CAPITAL SGR - EURIZON TOP SELEC PRUDENTE DIC 2024	0	2.695	2.695
**D	EURIZON CAPITAL SGR - EURIZON CEDOLA ATTIVA TOP DIC 2020	0	6.047	6.047
**D	EURIZON CAPITAL SGR - EURIZON TOP SELEC EQUILIBRIO MAR 2024	0	9.636	9.636
**D	EURIZON CAPITAL SGR - EURIZON DISCIPLINA ATTIVA OTTOBRE 2021	0	52.500	52.500
**D	EURIZON CAPITAL SGR - EURIZON TOP SELEC CRESCITA DIC 2023	0	3.676	3.676
**D	EURIZON CAPITAL SGR - EURIZON TOP SELEC CRESCITA MAR 2025	0	8.560	8.560

84573/1658

84573 1659

LISTA ESITO DELLE VOTAZIONE

Oggetto: Determinazione del compenso del Presidente del Consiglio di Amministrazione e degli Amministratori.
FAVOREVOLI

Badge	Ragione Sociale	Proprio	Delega	Totale
**D	EURIZON CAPITAL SGR - EURIZON CEDOLA ATTIVA TOP OTTOBRE 2022	0	22.808	22.808
**D	EURIZON CAPITAL SGR - EURIZON TOP SELECTION DICEMBRE 2022	0	431.452	431.452
**D	EURIZON CAPITAL SGR - EURIZON CEDOLA ATTIVA TOP APRILE 2022	0	34.420	34.420
**D	EURIZON CAPITAL SGR - EURIZON MULTIASET REDDITO MAGGIO 2023	0	41.437	41.437
**D	EURIZON CAPITAL SGR - EURIZON CEDOLA ATTIVA TOP MAGGIO 2023	0	33.559	33.559
**D	EURIZON CAPITAL SGR - EURIZON MULTIASET VALUTARIO MAR 2024	0	31.530	31.530
**D	EURIZON CAPITAL SGR - EURIZON MULTIASET STRAT FLESS MAG 23	0	22.471	22.471
**D	EURIZON CAPITAL SGR - EURIZON DISCIPLINA ATTIVA MARZO 2022	0	26.505	26.505
**D	EURIZON CAPITAL SGR - EURIZON MULTIASET REDDITO MAGGIO 2021	0	9.593	9.593
**D	EURIZON CAPITAL SGR - EURIZON MULTIASET REDDITO MAGGIO 2022	0	43.205	43.205
**D	EURIZON CAPITAL SGR - EURIZON TOP SELECTION LUGLIO 2023	0	52.432	52.432
**D	EURIZON CAPITAL SGR - EURIZON MULTIASET VALUTARIO DIC 2024	0	37.846	37.846
**D	EURIZON CAPITAL SGR - EURIZON DEFENSIVE TOP SELEC DIC 2024	0	728	728
**D	EURIZON CAPITAL SGR - EURIZON MULTIASET REDDITO DIC 2019	0	8.276	8.276
**D	EURIZON CAPITAL SGR - EURIZON TOP SELEC PRUDENTE MARZO 2025	0	2.135	2.135
**D	EURIZON CAPITAL SGR - EURIZON CEDOLA ATTIVA TOP MAGGIO 2021	0	18.318	18.318
**D	EURIZON CAPITAL SGR - EURIZON TOP SELEC CRESCITA DIC 2024	0	12.525	12.525
**D	EURIZON CAPITAL SGR - EURIZON CEDOLA ATTIVA TOP MAGGIO 2020	0	5.223	5.223
**D	EURIZON CAPITAL SGR - EURIZON MULTIASET VALUTARIO OTT 2024	0	104.984	104.984
**D	EURIZON CAPITAL SGR - EURIZON MULTIASET STRAT FLESS OFT 23	0	17.201	17.201
**D	EURIZON CAPITAL SGR - EURIZON PROGETTO ITALIA 40	0	963.240	963.240
**D	EURIZON CAPITAL SGR - EURIZON DEFENSIVE TOP SELEC MAR 2024	0	5.540	5.540
**D	EURIZON CAPITAL SGR - EURIZON MULTIASET STRAT FLESS GIU 23	0	19.666	19.666
**D	EURIZON CAPITAL SGR - EURIZON DEFENSIVE TOP SELEC MAG 2024	0	1.836	1.836
**D	EURIZON CAPITAL SGR - EURIZON MULTIASET REDDITO DIC 2022	0	30.607	30.607
**D	EURIZON CAPITAL SGR - EURIZON DISCIPLINA GLOBALE MAGGIO 2024	0	3.612	3.612
**D	EURIZON CAPITAL SGR - EURIZON MULTIASET VALUTARIO DIC 2023	0	18.164	18.164
**D	EURIZON CAPITAL SGR - EURIZON MULTIASET REDDITO APRILE 2021	0	18.315	18.315
**D	EURIZON CAPITAL SGR - EURIZON DISCIPLINA ATTIVA MAGGIO 2022	0	53.191	53.191
**D	EURIZON CAPITAL SGR - EURIZON CEDOLA ATTIVA TOP GIUGNO 2022	0	21.140	21.140
**D	EURIZON CAPITAL SGR - EURIZON DISCIPLINA ATTIVA SETT 2022	0	54.636	54.636
**D	EURIZON CAPITAL SGR - EURIZON TOP SELEC EQUILIBRIO MAR 2025	0	9.643	9.643
**D	EURIZON CAPITAL SGR - EURIZON TOP SELEC CRESCITA MAG 2024	0	8.793	8.793
**D	EURIZON CAPITAL SGR - EURIZON CEDOLA ATTIVA TOP OTTOBRE 2020	0	8.489	8.489
**D	EURIZON CAPITAL SGR - EURIZON MULTIASET REDDITO OTT 2022	0	85.205	85.205
**D	EURIZON CAPITAL SGR - EURIZON CEDOLA ATTIVA TOP GIUGNO 2020	0	3.753	3.753
**D	EURIZON CAPITAL SGR - EURIZON TOP SELEC EQUILIBRIO SETT 2024	0	13.979	13.979
**D	EURIZON CAPITAL SGR - EURIZON CEDOLA ATTIVA TOP NOV 2022	0	49.876	49.876
**D	EURIZON CAPITAL SGR - EURIZON DEFENSIVE TOP SELEC LUG 2023	0	7.246	7.246
**D	EURIZON CAPITAL SGR - EURIZON MULTIASET REDDITO OTT 2021	0	36.287	36.287
**D	EURIZON CAPITAL SGR - EURIZON DISCIPLINA ATTIVA DIC 2021	0	24.167	24.167
**D	EURIZON CAPITAL SGR - EURIZON TOP SELECTION GENNAIO 2023	0	69.977	69.977
**D	EURIZON CAPITAL SGR - EURIZON MULTIASET VALUTARIO LUG 2024	0	76.207	76.207

LISTA ESITO DELLE VOTAZIONE

Oggetto: Determinazione del compenso del Presidente del Consiglio di Amministrazione e degli Amministratori.
FAVOREVOLI

Badge	Ragione Sociale	Proprio	Delega	Totale
**D	EURIZON CAPITAL SGR - EURIZON MULTIASSET VALUTARIO MAR 2025	0	66.652	66.652
**D	EURIZON CAPITAL SGR - EURIZON TOP SELECTION SETTEMBRE 2023	0	38.336	38.336
**D	EURIZON CAPITAL SGR - EURIZON DISCIPLINA ATTIVA LUGLIO 2022	0	42.188	42.188
**D	EURIZON CAPITAL SGR - EURIZON TOP SELEC EQUILIBRIO GIU 2024	0	11.438	11.438
**D	EURIZON CAPITAL SGR - EURIZON TOP SELEC CRESCITA MARZO 2024	0	6.260	6.260
**D	EURIZON CAPITAL SGR - EURIZON HIGH INCOME DICEMBRE 2021	0	85.552	85.552
**D	EURIZON CAPITAL SGR - EURIZON TOP SELEC PRUDENTE MAGGIO 2024	0	2.698	2.698
**D	EURIZON CAPITAL SGR - EURIZON TOP SELEC PRUDENTE SETT 2024	0	2.773	2.773
**D	EURIZON CAPITAL SGR - EURIZON INCOME MULTISTRATEGY MAR 2022	0	18.485	18.485
**D	EURIZON CAPITAL SGR - EURIZON CEDOLA ATTIVA TOP OTTOBRE 2023	0	176.091	176.091
**D	EURIZON CAPITAL SGR - EURIZON MULTIASSET REDDITO GIUGNO 2021	0	37.232	37.232
**D	EURIZON CAPITAL SGR - EURIZON MULTIASSET VALUTARIO MAG 2024	0	33.826	33.826
**D	EURIZON CAPITAL SGR - EURIZON DEFENSIVE TOP SELEC DIC 2023	0	567	567
**D	EURIZON CAPITAL SGR - EURIZON CEDOLA ATTIVA TOP LUGLIO 2020	0	2.637	2.637
**D	EURIZON CAPITAL SGR - EURIZON MULTIASSET REDDITO OTT 2023	0	8.191	8.191
**D	EURIZON CAPITAL SGR - EURIZON PIR ITALIA AZIONI	0	124.080	124.080
**D	EURIZON CAPITAL SGR - EURIZON DEFENSIVE TOP SELEC OTT 2024	0	2.187	2.187
**D	EURIZON CAPITAL SGR - EURIZON CEDOLA ATTIVA TOP MAGGIO 2022	0	39.701	39.701
**D	EURIZON CAPITAL SGR - EURIZON CEDOLA ATTIVA TOP LUGLIO 2021	0	21.620	21.620
**D	EURIZON CAPITAL SGR - EURIZON TOP SELEC CRESCITA MAG 2025	0	1.945	1.945
**D	EURIZON CAPITAL SGR - EURIZON MULTIASSET REDDITO APRILE 2020	0	25.324	25.324
**D	EURIZON CAPITAL SGR - EURIZON TOP SELEC PRUDENTE MAG 2025	0	492	492
**D	EURIZON CAPITAL SGR - EURIZON CEDOLA ATTIVA TOP OTTOBRE 2021	0	9.673	9.673
**D	EURIZON CAPITAL SGR - EURIZON CEDOLA ATTIVA TOP OTTOBRE 2021	0	32.188	32.188
**D	EURIZON CAPITAL SGR - EURIZON MULTIASSET REDDITO DIC 2021	0	10.856	10.856
**D	EURIZON CAPITAL SGR - EURIZON CEDOLA ATTIVA TOP DIC 2021	0	2.306	2.306
**D	EURIZON CAPITAL SGR - EURIZON TOP SELEC EQUILIBRIO MAG 2025	0	15.894	15.894
**D	STG PEDS CORP EXPRESS MANDAAT ALLIANCE CAPITA	0	1.186.807	1.186.807
**D	STICHTING PENSIOENFONDS PGB UBS- MSCI EUROPE EQUITY PASSIVE	0	72.557	72.557
**D	STICHTING PENSIOENFONDS PGB UBS- GLOBAL EQUAL WEIGHTED EQUITY	0	19.834	19.834
**D	STICHTING TELEGRAAF PENSIOENFONDS 1959	0	217.733	217.733
**D	STICHTING BEDRIJFSPENSIOENFONDSVOOR DE LANDBOUW MANDAAT BLACRRO	0	186.000	186.000
**D	ONDERLINGE LEVENSVZERKERING MAATSCHAPPIJ 'S-GRAVENHAGE UA	0	127.797	127.797
**D	STG PFDS ACHMEA MANDAAT BLACRROCK	0	100.620	100.620
**D	STICHTING PENSIOENFONDS PGB	0	63.737	63.737
**D	STICHTING PENSIOENFONDS WOMEN	4		4
**D	THE CANADA LIFE ASSURANCE COMPANY	0		0
**D	THE CANADA LIFE ASSURANCE COMPANY	1		1
**D	CO-OPERATIVE SUPERANNUATION SOCIETY PENSION PLAN	0		0
**D	THE GREAT-WEST LIFE ASSURANCE COMPANY	0	136.915	136.915
**D	THE GREAT-WEST LIFE ASSURANCE COMPANY	0	8.674	8.674
**D	COUNSEL DEFENSIVE-GLOBAL EQUITY	0	2.085	2.085
**D	COUNSEL GLOBAL LOW VOLATILITY EQU	0	66.421	66.421
**D	IPC MULTI-FACTOR INTERNATIONAL EQUITY	0	11.984	11.984

84573/1660

LISTA ESITO DELLE VOTAZIONI

Oggetto: Determinazione del compenso del Presidente del Consiglio di Amministrazione e degli Amministratori.
FAVOREVOLI

Badge	Regione Sociale	Proprio	Delega	Totale
**D	INVESTORS LOW VOLATILITY GLOBAL EQUITY FUND	0	907.115	907.115
**D	IPROFILE INTERNATIONAL EQUITY POOL	0	526.492	526.492
**D	IUOE LOCAL 793 MEMBERS PENSION BENEFIT TRUST OF ONTARIO	0	1	1
**D	LONDON LIFE INSURANCE COMPANY	0	1	1
**D	LONDON LIFE INSURANCE COMPANY	0	1	1
**D	LONDON LIFE INSURANCE COMPANY	0	1	1
**D	LONDON LIFE INSURANCE COMPANY	0	1	1
**D	LONDON LIFE INSURANCE COMPANY	0	1	1
**D	LONDON LIFE INSURANCE COMPANY	0	1	1
**D	LEITH WHEELER INTERNATIONAL EQUITY PLUS FUND	0	60.797	60.797
**D	GLOBAL ALL CAP EQUITY FUND (SETANTA)	0	11.289	11.289
**D	GLOBAL LOW VOLATILITY FUND (ILIM)	0	2.520	2.520
**D	GROWTH AND INCOME FUND (GWLIM)	0	2.821	2.821
**D	LONDON LIFE PATHWAYS INTERNATIONAL EQUITY FUND	0	6.796	6.796
**D	GLOBAL DIVIDEND CLASS (SETANTA)	0	167.816	167.816
**D	GROWTH AND INCOME CLASS (GWLIM)	0	22.986	22.986
**D	GLOBAL DIVIDEND FUND (SETANTA)	0	158.588	158.588
**D	GLOBAL EQUITY CLASS (SETANTA)	0	49.988	49.988
**D	MCLEAN & PARTNERS PRIVATE INTERNATIONAL EQUITY	0	228.000	228.000
**D	PURPOSE INTERNATIONAL DIVIDEND FUND	0	111.336	111.336
**D	PURPOSE FUND CORP	0	15.549	15.549
**D	RESOLUTE FOREIGN EQUITY MASTER TRUST FUND	0	558.599	558.599
**D	PIER 21 GLOBAL EQUITY POOL (SETANTA PIER 21 GLOBAL EQUITY POOL)	0	110.823	110.823
**D	PIER 21 SAFE EQUITY POOL (SETANTA A)	0	31.100	31.100
**D	T. ROME PRICE INTL CONCENTRATED EQUITY POOL	0	2.637	2.637
**D	TD EMERALD INTERNATIONAL EQUITY INDEX FUND	0	1	1
**D	TD INTERNATIONAL INDEX FUND	0	1	1
**D	TD EUROPEAN INDEX FUND	0	1	1
**D	TD INTERNATIONAL EQUITY INDEX ETF	0	1	1
**D	TD SYSTEMATIC INTERNATIONAL EQUITY LOW VOLATILITY ETF	0	1	1
**D	TD Q GLOBAL DIVIDEND ETF	0	1	1
**D	IMPERIAL INTERNATIONAL EQUITY POOL	0	104.284	104.284
**D	FIRST ASSET MORNINGSTAR INTERNATIONAL VALUE INDEX ETF	0	131.292	131.292
**D	WINWISE MSCI EAFE INDEX NON-LENDING, FUND FOR EXEMPT ORG.	0	121.868	121.868
**D	BMO PRIVATE INTERNATIONAL EQUITY PORTFOLIO	0	772.364	772.364
**D	CIBC INTERNATIONAL INDEX FUND	0	1	1
**D	CIBC EUROPEAN INDEX FUND	0	15.725	15.725
**D	CIBC POOLED INTERNATIONAL EQUITY INDEX FUND	0	12.831	12.831
**D	ALLIANZ GLOBAL INVESTORS FUND	0	858.498	858.498
**D	ALLIANZ SUISSE - STRATEGY FUND	0	5.553	5.553
**D	METALLENTE FONDS PORTFOLIO	0	57.696	57.696
**D	AZ EURO INVESTMENTS S.A.	0	451.289	451.289
**D	RP RENDITE PLUS	0	12.128	12.128

LISTA ESITO DELLE VOTAZIONE

Oggetto: Determinazione del compenso del Presidente del Consiglio di Amministrazione e degli Amministratori.
FAVOREVOLI

Badge	Ragione Sociale	Proprio	Delega	Totale
**D	AXA WORLD FUNDS	0	125.263	125.263
**D	BLACKROCK GLOBAL INDEX FUNDS	0	8.552	8.552
**D	INDEXIQ	0	125.256	125.256
**D	MFS MERIDIAN FUNDS	0	1.748.842	1.748.842
**D	MFS INVESTMENT FUNDS	0	898.557	898.557
**D	INVESTEC GLOBAL STRATEGY FUND	0	1.215.994	1.215.994
**D	ISHARES MSCI EAFE INTERNATIONAL INDEX FUND	0	1.073.957	1.073.957
**D	ISHARES MSCI ACWI ETF	0	556.940	556.940
**D	ISHARES MSCI ACWI EX US ETF	0	439.950	439.950
**D	ISHARES GLOBAL ENERGY ETF	0	1.421.213	1.421.213
**D	ISHARES MSCI EUROZONE ETF	0	2.366.924	2.366.924
**D	ISHARES EUROPE ETF	0	423.798	423.798
**D	ISHARES MSCI EAFE ETF	0	9.360.438	9.360.438
**D	ISHARES MSCI EAFE VALUE ETF	0	2.077.171	2.077.171
**D	ISHARES MSCI KOKUSAI ETF	0	8.778	8.778
**D	ISHARES MSCI ITALY ETF	0	1.403.261	1.403.261
**D	ISHARES INTERNATIONAL SELECT DIVIDEND ETF	0	5.426.024	5.426.024
**D	ISHARES CORE MSCI EUROPE ETF	0	884.441	884.441
**D	ISHARES EDGE MSCI MIN VOL EUROPE ETF	0	3.466	3.466
**D	ISHARES EDGE MSCI INTL VALUE FACTOR ETF	0	143.113	143.113
**D	ISHARES EDGE MSCI INTL SIZE FACTOR ETF	0	572	572
**D	ISHARES ESG MSCI EAFE ETF	0	495.389	495.389
**D	ISHARES MSCI GLOBAL ENERGY PRODUCERS ETF	0	71.360	71.360
**D	ISHARES MSCI WORLD ETF	0	48.255	48.255
**D	ISHARES CORE MSCI EAFE ETF	0	10.981.295	10.981.295
**D	ISHARES CORE MSCI TOTAL INTERNATIONAL STOCK ETF	0	2.050.848	2.050.848
**D	ISHARES CORE MSCI INTERNATIONAL DEVELOPED MARKETS ETF	0	406.520	406.520
**D	ISHARES CORE MSCI EAFE IMI INDEX ETF	0	434.660	434.660
**D	ISHARES MSCI EUROPE IMI INDEX ETF	0	48.179	48.179
**D	ISHARES ESG MSCI EAFE INDEX ETF	0	3.190	3.190
**D	ISHARES INTERNATIONAL FUNDAMENTAL INDEX ETF	0	42.781	42.781
**D	ISHARES GLOBAL MONTHLY DIVIDEND INDEX ETF (CAD-HEDGED)	0	48.990	48.990
**D	CONNECTICUT GENERAL LIFE INSURANCE COMPANY	0	6.036	6.036
**D	TOTAL INTERNATIONAL EX U.S. INDEX MASTER PORTFOLIO OF MASTER INV	0	129.285	129.285
**D	ARROWSTREET INTERNATIONAL EQUITY EAFE TRUST FUND	0	159.007	159.007
**D	ARROWSTREET INTERNATIONAL EQUITY ACWI EX US TRUST FUND	0	915.726	915.726
**D	UNITED TECHNOLOGIES CORPORATION EMPLOYEE SAVINGS PLAN MASTER TRU	0	285.167	285.167
**D	BEAR CREEK INC.	0	7.851	7.851
**D	COMMONFUND DIRECT SERIES LLC - CF TROME PRICE EUROPEAN EQUITY SE	0	504.840	504.840
**D	CITY/UNIVERSITY OF NEW YORK	0	3.394	3.394
**D	XTRACKERS (IEI) PUBLIC LIMITED COMPANY	0	245.078	245.078
**D	MICROSOFT CORPORATION SAVINGS PLUS 401(K) PLAN	0	377.967	377.967
**D	MFS INTERNATIONAL EQUITY FUND II	0	827.691	827.691

84573/1662

LISTA ESITO DELLE VOTAZIONE

Oggetto: Determinazione del compenso del Presidente del Consiglio di Amministrazione e degli Amministratori.
FAVOREVOLI

Badge	Ragione Sociale	Proprio	Delega	Totale
**D	MFS INTERNATIONAL EQUITY FUND	0	266.564	266.564
**D	MFS GLOBAL EQUITY VALUE FUND	0	163.544	163.544
**D	FEG SELECT	0	100.989	100.989
**D	FEDEX CORPORATION EMPLOYEES PENSION TRUST	0	120.123	120.123
**D	FRANKLIN TEMPLETON ETF TRUST - FRANKLIN FTSE EUROPE ETF	0	65.250	65.250
**D	FRANKLIN TEMPLETON ETF TRUST - FRANKLIN FTSE ITALY ETF	0	23.241	23.241
**D	FRANKLIN FTSE EUROPE EX U.K. INDEX ETF	0	34.521	34.521
**D	FRANKLIN TEMPLETON ETF TRUST - FRANKLIN FTSE EUROPE HEDGED ETF	0	1.283	1.283
**D	FRANKLIN TEMPLETON ETF TRUST - FRANKLIN LIBERTY SYSTEMATIC STYLE P	0	13.980	13.980
**D	HAND COMPOSITE EMPLOYEE BENEFIT TRUST	0	29.912	29.912
**D	PIMCO BALANCED INCOME FUND (CANADA)	0	3.994	3.994
**D	HARTFORD MULTI-ASSET INCOME FUND	0	5.977	5.977
**D	HARTFORD INTERNATIONAL EQUITY FUND	0	142.761	142.761
**D	THE HARTFORD INTERNATIONAL VALUE FUND	0	1.849.170	1.849.170
**D	THE HARTFORD GLOBAL REAL ASSET FUND	0	111.035	111.035
**D	ROCHE U.S. RETIREMENT PLANS MASTER TRUST	0	116.434	116.434
**D	KALSER FOUNDATION HEALTH PLAN INC RETIREE HEALTH AND WELFARE PLA	0	47.304	47.304
**D	FIRST CHURCH OF CHRIST SCIENTIST	0	11.372	11.372
**D	JANUS CAPITAL MANAGEMENT LLC	0	360	360
**D	INTECH GLOBAL ALL COUNTRY ENHANCED INDEX FUND LLC	0	1.694	1.694
**D	SUNAMERICA EQUITY FUNDS AIG INTERNATIONAL DIVIDEND STRATEGY FUND	0	69.019	69.019
**D	SUNAMERICA SPECIALTY SERIES AIG INCOME EXPLORER FUND	0	26.033	26.033
**D	SEASONS SERIES TRUST SA PUTNAM ASSET ALLOCATION DIVERSIFIED GROW	0	9.207	9.207
**D	SUNAMERICA SERIES TRUST SA JPM DIVERSIFIED BALANCED PORTFOLIO	0	3.338	3.338
**D	SEASONS SERIES TRUST SA MULTI-MANAGED INTERNATIONAL EQUITY PORTF	0	20.019	20.019
**D	SUNAMERICA SERIES TRUST SA BLACKROCK VCP GLOBAL MULTI ASSET PORT	0	1.769	1.769
**D	SUNAMERICA SERIES TRUST - SA SCHROEDERS VCP GLOBAL ALLOCATION PORT	0	5.525	5.525
**D	SUNAMERICA SERIES TRUST - SA INTERNATIONAL INDEX PORTFOLIO	0	83.596	83.596
**D	SUNAMERICA SERIES TRUST SA TEMPLETON FOREIGN VALUE PORTFOLIO	0	547.648	547.648
**D	KP INTERNATIONAL EQUITY FUND	0	276.898	276.898
**D	CAYMAN ISLANDS CHAMBER OF COMMERCE PENSION FUND	0	22.366	22.366
**D	COUNTY OF LOS ANGELES DEFERRED COMPENSATION AND THRIFT PLAN	0	34.560	34.560
**D	LVIP MONERIAN INTERNATIONAL VALUE FUND	0	1.741.130	1.741.130
**D	LVIP SSGA INTERNATIONAL INDEX FUND	0	596.325	596.325
**D	COUNTY OF LOS ANGELES SAVINGS PLAND THRIFT PLAN	0	127.277	127.277
**D	RHUMBLINE INTERNATIONAL POOLED INDEX TRUST	0	46.485	46.485
**D	ALLIANCEBERNSTEIN INTERNATIONAL ALL-COUNTRY PASSIVE SERIES	0	6.133	6.133
**D	TALCOTT RESOLUTION LIFE INSURANCE COMPANY	0	20.230	20.230
**D	NEW YORK STATE DEFERRED COMPENSATION PLAN	0	45.595	45.595
**D	NORTHWESTERN MUTUAL SERIES FUND, INC. - INTERNATIONAL EQUITY POR	0	1.246.735	1.246.735
**D	NORTHWESTERN MUTUAL SERIES FUND, INC. - RESEARCH INTERNATIONAL C	0	445.100	445.100
**D	CITY OF NEW YORK GROUP TRUST	0	13.000	13.000
**D	CITY OF NEW YORK GROUP TRUST	0	15.000	15.000

84573/1663

LISTA ESITO DELLE VOTAZIONE

Oggetto: Determinazione del compenso del Presidente del Consiglio di Amministrazione e degli Amministratori.
FAVOREVOLI

Badge	Regione Sociale	Proprio	Delega	Totale
**D	CITY OF NEW YORK GROUP TRUST	0	7.329	7.329
**D	CITY OF NEW YORK GROUP TRUST	0	9.679	9.679
**D	CITY OF NEW YORK GROUP TRUST	0	21.590	21.590
**D	CITY OF NEW YORK GROUP TRUST	0	14.329	14.329
**D	CITY OF NEW YORK GROUP TRUST	0	25.450	25.450
**D	CITY OF NEW YORK GROUP TRUST	0	21.060	21.060
**D	CITY OF NEW YORK GROUP TRUST	0	24.470	24.470
**D	CITY OF NEW YORK GROUP TRUST	0	337.158	337.158
**D	CITY OF NEW YORK GROUP TRUST	0	291.955	291.955
**D	CITY OF NEW YORK GROUP TRUST	0	261.740	261.740
**D	CITY OF NEW YORK GROUP TRUST	0	21.930	21.930
**D	FIDELITY COVINGTON TRUST: FIDELITY INTL VALUE FACTOR ETF	0	6.571	6.571
**D	FIDELITY COVINGTON TRUST: FIDELITY TARGETED INTL EACIOR ETF	0	773	773
**D	PIMCO RAE INTERNATIONAL FUND LLC	0	239.284	239.284
**D	PIMCO EQUITY SERIES: PIMCO DIVIDEND AND INCOME FUND	0	55.718	55.718
**D	PIMCO EQUITY SERIES: PIMCO RAE INTERNATIONAL FUND	0	401.268	401.268
**D	PRINCIPAL DIVERSIFIED REAL ASSET CIT	0	70.820	70.820
**D	ARROWSTREET (CANADA) INTERNATIONAL DEVELOPED MARKET EX US FUND I	0	40.707	40.707
**D	PUTNAM WORLD TRUST	0	4.026	4.026
**D	PES:PIMCO RAFI DYNAMIC MULTI-FACTOR INTERNATIONAL EQUITY ETF	0	4.420	4.420
**D	ALASKA COMMON TRUST FUND	0	110.211	110.211
**D	RUSSELL INVESTMENTS INSTITUTIONAL FUNDS, LLC INTERNATIONAL EQUIT	0	7.605	7.605
**D	RUSSELL INVESTMENTS INSTITUTIONAL FUNDS, LLC GLOBAL EQUITY PLUS	0	433	433
**D	INTERNATIONAL PUBLIC EQUITY, LLC	0	81.402	81.402
**D	SSGA MSCI ACWI EX-USA INDEX NON-LENDING DAILY TRUST	0	57.097	57.097
**D	SERVICES GROUP OF AMERICA INC	0	660	660
**D	HARTFORD SCHROEDERS INTERNATIONAL MULTI-CAP VALUE FUND	0	898.301	898.301
**D	SIERRA/TEMPLETON INTERNATIONAL EQUITY TRUST	0	38.530	38.530
**D	WILMINGTON TRUST COLLECTIVE INVESTMENT TRUST	0	1.046.567	1.046.567
**D	ROMAN CATHOLIC BISHOP OF SPRINGFIELD A CORPORATION SOLE	0	1.746	1.746
**D	TEMPLETON INTERNATIONAL EQUITY FUND	0	887.233	887.233
**D	TENNESSEE CONSOLIDATED RETIREMENT SYSTEM	0	2.271.144	2.271.144
**D	VANGUARD FTSE DEVELOPED EUROPE ALL CAP INDEX ETF	0	36.025	36.025
**D	VANGUARD FTSE DEVELOPED ALL CAP EX NORTH AMERICA INDEX ETF	0	161.093	161.093
**D	VANGUARD DEVELOPED ALL-CAP EX NORTH AMERICA EQUITY INDEX POOLED	0	13.641	13.641
**D	VANGUARD GLOBAL VALUE FACTOR ETF	0	1.651	1.651
**D	VANGUARD FTSE DEVELOPED EX NORTH AMERICA HIGH DIVIDEND YIELD IMD	0	4.218	4.218
**D	WELLS FARGO BK DECL OF TRUST ESTABL INVEST FUNDS EMPLOYEE BEN TR	0	88.114	88.114
**D	WILMINGTON COMMON GROWTH, L.P.	0	13.891	13.891
**D	WILMINGTON TRUST COLLECTIVE INVESTMENT TRUST	0	273.089	273.089
**D	VANGUARD ENERGY FUND	0	195.191	195.191
**D	VANGUARD ENERGY FUND	0	1.556.280	1.556.280
**D	VANGUARD TOTAL WORLD STOCK INDEX FUND	0	907.518	907.518

845734664

LISTA ESITO DELLE VOTAZIONE

Oggetto: Determinazione del compenso del Presidente del Consiglio di Amministrazione e degli Amministratori.
FAVOREVOLI

Badge	Regione Sociale	Proprio	Delega	Totale
**D	VANGUARD DEVELOPED MARKETS INDEX FUND	0	16.096.177	16.096.177
**D	HC CAPITAL TRUST- THE INSTITUTIONAL INTERNATIONAL EQUITY PORTFOL	0	210.749	210.749
**D	HC CAPITAL TRUST - THE ESG GROWTH PORTFOLIO	0	6.471	6.471
**D	HC CAPITAL TRUST- THE CATHOLIC SRI GROWTH PORTFOLIO	0	3.820	3.820
**D	ARKWRIGHT, LLC	0	11.841	11.841
**D	INTERNATIONAL MONETARY FUND	0	156.511	156.511
**D	PUTNAM VARIABLE TRUST - PUTNAM VT GLOBAL ASSET ALLOCATION FUND	0	4.148	4.148
**D	PUTNAM DYNAMIC ASSET ALLOCATION GROWTH FUND	0	104.565	104.565
**D	PUTNAM DYNAMIC ASSET ALLOCATION BALANCED FUND	0	68.741	68.741
**D	PUTNAM DYNAMIC ASSET ALLOCATION CONSERVATIVE FUND	0	22.190	22.190
**D	PUTNAM TOTAL RETURN TRUST	0	6.360	6.360
**D	PUTNAM RETIREMENT ADVANTAGE GAA GROWTH PORTFOLIO	0	67.787	67.787
**D	PUTNAM RETIREMENT ADVANTAGE GAA BALANCE PORTFOLIO	0	39.007	39.007
**D	PUTNAM RETIREMENT ADVANTAGE GAA CONSERVATIVE PORTFOLIO	0	11.034	11.034
**D	PUTNAM RETIREMENT ADVANTAGE GAA INCOME STRATEGIES PORTFOLIO	0	11.186	11.186
**D	PUTNAM RETIREMENT ADVANTAGE GAA EQUITY PORTFOLIO	0	22.292	22.292
**D	PUTNAM TOTAL RETURN FUND, LLC	0	4.583	4.583
**D	THE STATE OF NEVADA	0	8.971	8.971
**D	PUTNAM DYNAMIC ASSET ALLOCATION EQUITY FUND	0	2.331	2.331
**D	THORNBURG INVESTMENT INCOME BUILDER FUND	0	4.060.252	4.060.252
**D	CANADA PENSION PLAN INVESTMENT BOARD	0	10	10
**D	ALLIANZ AZIONI EUROPA	0	229.250	229.250
**D	ALLIANZ AZIONI ITALIA ALL STARS	0	950.000	950.000
**D	ALLIANZ ITALIA 50 SPECIAL	0	25.000	25.000
2	AVV. DARIO TREVISAN RAPPRESENTANTE DESIGNATO IN QUALITA' DI DELEGATO E SUBDELEGATO AI SENSI DELL'ART. 135-NOVIES TUF	0	0	0
**D	CASSA DEPOSITI E PRESTITI S.P.A.	0	936.179.478	936.179.478
**D	MINISTERO DELL'ECONOMIA E DELLE FINANZE	0	157.552.137	157.552.137
**D	ASS.NE CASSA NAZ. DI PREVIDENZA E ASS.ZA FAV. RAGIONIERI E PERITI COMMERCIALI	0	971.965	971.965
**D	CASSA NAZIONALE DEI RAGIONIERI	0	7.796	7.796
**D	HC RENTE	0	23.656	23.656
**D	SIEMENS DC BALANCED SIEMENS FONDS INVEST GMBH	0	14.393	14.393
**D	SIEMENS-FONDS SIEMENS-RENTE SIEMENS FONDS INVEST GMBH	0	490.721	490.721
3	AVV. DARIO TREVISAN RAPPRESENTANTE DESIGNATO IN QUALITA' DI DELEGATO AI SENSI DELL'ART. 135-UNDECIES TUF	0	0	0
**D	FONDAZIONE ENPAM	0	18.252.116	18.252.116
**D	FONDAZIONE CASSA DI RISPARMIO DI MODENA	0	3.018.798	3.018.798
**D	CASSA NAZ. PREV. E ASS. INGEGNERI ARCH. L	0	12.687.050	12.687.050
Totale ved				2.054.424.613
Percentuale votanti %				99,807683
Percentuale Capitale %				56,530541


84573/1665

LISTA ESITO DELLE VOTAZIONE

Objetto: Determinazione del compenso del Presidente del Consiglio di Amministrazione e degli Amministratori.
CONTRARI

Badge	Ragione Sociale	Proprio	Delega	Totale
1	AVV. DARIO TREVISAN RAPPRESENTANTE DESIGNATO IN QUALITA' DI DELEGATO AI SENSI DELL'ART. 135-NOVIES TUF	0	0	0
**D	UNION INVESTMENT INSTITUTIONAL GMBH	0	86.763	86.763
**D	FCP KLESIA K ACTIONS EURO	0	9.400	9.400
**D	FCP KLESIA K RETRAITE EURO	0	550.000	550.000
**D	FCP VILLIERS ACTIONS EUROPE CPR AM	0	283.139	283.139
**D	FCP VILLIERS ACTIONS EUROPE SYST AGI	0	240.350	240.350
**D	CITIBANK NEW YORK A.D.R. DEPT	0	19.668	19.668
**D	CITIBANK NEW YORK A.D.R. DEPT	0	3.734	3.734
**D	CITIBANK NEW YORK A.D.R. DEPT	0	8.948	8.948
**D	CITIBANK NEW YORK A.D.R. DEPT	0	3.922	3.922
**D	CITIBANK NEW YORK A.D.R. DEPT	0	24.842	24.842
**D	CITIBANK NEW YORK A.D.R. DEPT	0	16.450	16.450
**D	CITIBANK NEW YORK A.D.R. DEPT	0	17.850	17.850
**D	CITIBANK NEW YORK A.D.R. DEPT	0	1.738	1.738
**D	CITIBANK NEW YORK A.D.R. DEPT	0	3.164	3.164
**D	ECOFI ACTIONS SCR	0	17.874	17.874
**D	UNION INVESTMENT LUXEMBOURG SA	0	342.031	342.031
**D	REGIME DE RETRAITE DE L'UNIVERSITE DE MONTREAL	0	328.154	328.154
2	AVV. DARIO TREVISAN RAPPRESENTANTE DESIGNATO IN QUALITA' DI DELEGATO E SUBDELEGATO AI SENSI DELL'ART. 135-NOVIES TUF	0	0	0
***	SONNESSA ALFREDO	0	1	1
***	TELESCA FRANCESCO SAVERIO	0	1	1
**D	FONDAZIONE FINANZA ETICA	0	80	80
***	BAVA MARCO GEREMIA CARLO	0	1	1
***	ROSANIA ELMAN	0	2	2
**D	COM ARIA PULITA BAS ONLUS	0	1	1
**D	LIBERIAMO LA BASILICATA	0	1	1
Totale voti				
Percentuale votanti %				
Percentuale Capitate %				

84573/1666



LISTA ESITO DELLE VOTAZIONE

Oggetto: Determinazione del compenso del Presidente del Consiglio di Amministrazione e degli Amministratori.
ASTENUTI

Badge	Ragione Sociale	Proprio	Delega	Totale
1	AVV. DARIO TREVISAN RAPPRESENTANTE DESIGNATO IN QUALITA' DI DELEGATO AI SENSI DELL'ART. 135-NOVIES TUF	0	0	0
**D	HSEC GLOBAL POWER RESOURCES EQUITY FUND	0	59.397	59.397
**D	CITIBANK NEW YORK A.D.R. DEPT	0	2.764	2.764
**D	CITIBANK NEW YORK A.D.R. DEPT	0	2.850	2.850
**D	CITIBANK NEW YORK A.D.R. DEPT	0	156	156
**D	CITIBANK NEW YORK A.D.R. DEPT	0	24.080	24.080
**D	CITIBANK NEW YORK A.D.R. DEPT	0	18.378	18.378
**D	CITIBANK NEW YORK A.D.R. DEPT	0	43.760	43.760
**D	CITIBANK NEW YORK A.D.R. DEPT	0	66.702	66.702
**D	CITIBANK NEW YORK A.D.R. DEPT	0	17.272	17.272
**D	CITIBANK NEW YORK A.D.R. DEPT	0	3.762	3.762
**D	CITIBANK NEW YORK A.D.R. DEPT	0	15.214	15.214
**D	CITIBANK NEW YORK A.D.R. DEPT	0	5.328	5.328
**D	CITIBANK NEW YORK A.D.R. DEPT	0	3.270	3.270
**D	CITIBANK NEW YORK A.D.R. DEPT	0	452	452
**D	CHALLENGE FUNDS - CHALLENGE ITALIAN EQUITY	0	289.608	289.608
**D	CHALLENGE PROVIDENT FUND 2	0	700.000	700.000
**D	CHALLENGE PROVIDENT FUND 1	0	45.219	45.219
**D	MEDIC M STANLEY GLEBL SLTN 1 -CASH	0	429.775	429.775
**D	INVESTIMO	0	111.150	111.150
**D	CHALLENGE ENERGY FUND 2	0	115.038	115.038
**D	CATHOLIC ENDOWMENT FUND, LP	0	37.202	37.202
**D	OHIO NATIONAL FUND, INC.- ON INTERNATIONAL EQUITY PORTFOLIO	0	9.258	9.258
**D		0	1.517	1.517
Totale voti				2.002.152
Percentuale votanti %				0,097268
Percentuale Capitale %				0,055092

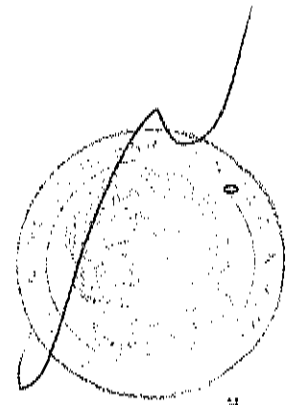
84573/1664

LISTA ESITO DELLE VOTAZIONE

**Oggetto: Determinazione del compenso del Presidente del Consiglio di Amministrazione e degli Amministratori.
NON VOTANTI**

Badge	Ragione Sociale	Proprio	Delega	Totale
Totale voti	0			
Percentuale votanti %	0,000000			
Percentuale Capitale %	0,000000			

84573 / 1668



Azionisti in delega:

LISTA ESITO DELLE VOTAZIONE


Oggetto: Determinazione del compenso del Presidente del Consiglio di Amministrazione e degli Amministratori.
VOTI ESCLUSI DAL QUORUM Deliberativo

Badge	Ragione Sociale	Proprio	Delega	Totale
1	AVV. DARIO TREVISAN RAPPRESENTANTE DESIGNATO IN QUALITA' DI DELEGATO AI SENSI DELL'ART. 135-NOVIES TUF	0	0	0
**D	BANCOPOSTA AZIONARIO EUR	0	268.371	268.371
**D	GIE ALLEANZA OBBLIGAZIONARIO	0	389.084	389.084
**D	BP AZION FLESSIBILE	0	62.816	62.816
**D	BANCOPOSTA GLOBAL EQUITY LTE BANCOPOSTA	0	3.589	3.589
**D	GENERALI INVESTMENTS SICAV	0	16.565	16.565
**D	GENERALI SMART FUNDS SICAV	0	120.198	120.198
**D	KAIROS INTERNATIONAL SICAV - ITALIA	0	500.000	500.000
**D	KAIROS INTERNATIONAL SICAV EUROPEESG	0	12.000	12.000
**D	KAIROS INTERNATIONAL SICAV - TARGET ITALY ALPHA	0	26.000	26.000
**D	POSTE INVESTO SOSTENIBILE BANCOPOSTA FON	0	9.598	9.598
**D	BP ORIZZONTE REDDITO	0	56.314	56.314
**D	GENERALI MULTIPORTFOLIO SOLUTIONS SICAV	0	214.477	214.477
**D	GENERALI INVESTMENTS SICAV	0	673.935	673.935
**D	INTERFUND SICAV INTERFUND EQUITY ITALY	0	119.000	119.000
**D	FIDEURAM ASSET MANAGEMENT (IRELAND) FONDITALIA EQUITY ITALY	0	2.623.000	2.623.000
**D	PRAMERICA SICAV	0	1.500.000	1.500.000
**D	FIDEURAM INVESTIMENTI SGR - FIDEURAM ITALIA	0	113.000	113.000
**D	FIDEURAM INVESTIMENTI SGR - PIANO AZIONI ITALIA	0	1.798.000	1.798.000
**D	FIDEURAM INVESTIMENTI SGR - PIANO BILANCIATO ITALIA 50	0	390.000	390.000
**D	FIDEURAM INVESTIMENTI SGR - PIANO BILANCIATO ITALIA 30	0	31.000	31.000
**D	EIS - FLEXIBLE EQUITY STRATEGY 2	0	414.860	414.860
**D	EIS - EURO EQUITY INSURANCE CAPITAL LIGHT	0	174.914	174.914
**D	EUF - CONSERVATIVE ALLOCATION	0	115.663	115.663
**D	ISE - VALORE CEDOLA GLOBALE - 09/2015	0	1.831	1.831
**D	EUF - ITALIAN EQUITY OPPORTUNITIES	0	281.295	281.295
**D	EUF - AZIONI STRATEGIA FLESSIBILE	0	4.055.820	4.055.820
**D	EUF - ACTIVE ALLOCATION	0	680.000	680.000
**D	ISE - DYNAMIC INCOME MULTITRENDER - 01/2016	0	1.397	1.397
**D	EUF - EQUITY EURO LTE	0	138.001	138.001
**D	ISE - VALORE CEDOLA GLOBALE - 04/2015	0	3.148	3.148
**D	EUF - FLEXIBLE EUROPE STRATEGY	0	10.739	10.739
**D	EUF - EQUITY EURO LTE	0	62.364	62.364
**D	ISE - GLOBAL DYNAMIC MULTITRENDER - 06/2015	0	1.559	1.559
**D	EUF - EQUITY ITALY SMART VOLATILITY	0	86.318	86.318
**D	ISE - VALORE CEDOLA GLOBALE - 07/2015	0	1.856	1.856
Totale voti				14.956.712
Percentuale votanti %				0,726624
Percentuale Capitale %				0,411556

LISTA ESITO DELLE VOTAZIONE

Oggetto: Determinazione del compenso del Presidente del Consiglio di Amministrazione e degli Amministratori.
VOTI ESCLUSI DAL QUORUM Deliberativo

Badge	Ragione Sociale	Proprio	Delega	Totale
-------	-----------------	---------	--------	--------



Azionisti in delega:

35

Pagina 66

F.to MARCEGAGLIA EMMA

F.to PAOLO CASTELLINI - Notaio

84573/1670

FAGINA ANHOLLAA

Assemblea Ordinaria del 13 maggio 2020ESITO VOTAZIONEALLEGATO "R"
ROGITO 23955

Oggetto : Nomina dei Sindaci.

Hanno partecipato alla votazione:

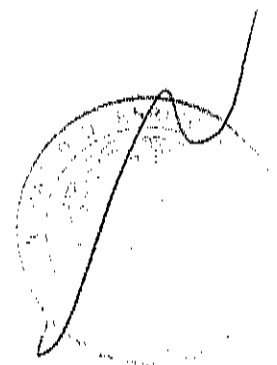
- n° 2.681 azionisti,

portatori di n° 2.072.961.750 azioni ordinarie, tutte ammesse al voto,

pari al 57,040617% del capitale sociale.

Hanno votato:

	Voti	% su Azioni Ordinarie che hanno espresso il voto
LISTA 1	1.883.031.886	90,837754
LISTA 2	160.981.792	7,765787
SubTotale	2.044.013.678	98,603540
Contrari	<u>10.415.041</u>	0,502423
SubTotale	2.054.428.719	99,105964
Astenuti	<u>18.533.031</u>	0,894036
Totale	<u>2.072.961.750</u>	100,000000
(Non Votanti)	379.841	

F.to MARCEGAGLIA EMMA
F.to PAOLO CASTELLINI - Notaio

84573 / 1672

LISTA ESITO DELLE VOTAZIONE
 Oggetto: Nomina dei Sindaci.

FAVOREVOLI alla LISTA I

Badge	Ragione Sociale	Proprio	Delega	Totale
1	AVV. DARIO TREVISAN RAPPRESENTANTE DESIGNATO IN QUALITA' DI DELEGATO AI SENSI DELL'ART. 135-NOVIES TUF	0	0	0
**D	FRANKLIN TEMPLETON INVESTMENT FUNDS	0	671.477	671.477
**D	MORGAN STANLEY INVESTMENT FUNDS	0	17.117	17.117
**D	AVIVA INVESTORS	0	41.920	41.920
**D	T. ROWE PRICE FUNDS SICAV	0	3.688	3.688
**D	T. ROWE PRICE FUNDS SICAV	0	61	61
**D	T. ROWE PRICE FUNDS SICAV	0	2.293	2.293
**D	T. ROWE PRICE FUNDS SICAV	0	187.472	187.472
**D	T. ROWE PRICE FUNDS SICAV	0	115.027	115.027
**D	T. ROWE PRICE FUNDS SICAV	0	10.311	10.311
**D	T. ROWE PRICE FUNDS SICAV	0	117.778	117.778
**D	ARK LIFE ASSURANCE COMPANY LIMITED	0	1.397.882	1.397.882
**D	BLACKROCK INDEX SELECTION FUND	0	1.349	1.349
**D	BLACKROCK FUNDS I ICAV	0	68.927	68.927
**D	SCHRODER ALTERNATIVE SOLUTIONS	0	163.935	163.935
**D	JPMORGAN INVESTMENT FUNDS	0	13.357.247	13.357.247
**D	SCHRODER INTERNATIONAL SELECTION FUND	0	1.533	1.533
**D	JPMORGAN FUNDS (IRELAND) ICAV	0	86.763	86.763
**D	UNION INVESTMENT INSTITUTIONAL GMBH	0	35.711	35.711
**D	DKB EUROPA FONDS BAYERNINVEST LUXEMBOURG	0	21.450	21.450
**D	BAYERNINVEST KVG MSB	0	30.058	30.058
**D	BAYERNINVEST KAPITALVERWALTUNGSGESELLSCH	0	34.063	34.063
**D	ZURICH COMPANHIA SEGUROS SA	0	1.798.783	1.798.783
**D	UNIVERSAL INVEST SICAV	0	14.346	14.346
**D	BAYERNINVEST KAPITALVERWALTUNGSGESELLSCHAF MBH	0	170.000	170.000
**D	II SICAV INSTITUTIONNELLE DE DROIT BELGE	0	201.040	201.040
**D	DPAM CAPITAL B	0	102.290	102.290
**D	DPAM DBI-RDT B	0	1.026.439	1.026.439
**D	CREDIT SUISSE INDEX FUND (LUX) - CSIF (LUX) EQUITY EMU	0	899.111	899.111
**D	CREDIT SUISSE INDEX FUND (LUX) - CSIF (LUX) EQUITY EMU BLUE	0	2.211	2.211
**D	CREDIT SUISSE INDEX FUND (LUX) - CSIF (LUX) EQUITY EURO STOKX MULTI PREMIA	0	11.759	11.759
**D	CS INDEX FUND (LUX) - CSIF (LUX) EQUITY WORLD FACTOR MIX	0	3.075	3.075
**D	CREDIT SUISSE INDEX FUND (LUX) - CSIF (LUX) EQUITY WORLD MINIMUM VOLATILITY	0	6.000	6.000
**D	CSIF2 CS (LUX) PORTFOLIO FUND GLOBAL YIELD USD	0	11.394	11.394
**D	FINREON WORLD EQUITY MULTI PREMIA DEPENDSIVE (PENSION) CREDIT SUISSE FUNDS AG	0	146.515	146.515
**D	PK CSG WORLD EQUITY CREDIT SUISSE FUNDS AG	0	20.153	20.153
**D	CSIF (CH) III EQUITY WORLD EX CH VALUE WEIGHTED - PENSION FUND CREDIT SUISSE FUNDS AG	0	569.798	569.798
**D	AXA VORSORGE FONDS II - EQUITIES GLOBAL MARKETS CREDIT SUISSE FUNDS AG	0	26.109	26.109
**D	BALOISE FUND INVEST 2 (CH)-IF AKTIEN WELT EX SCHWEIZ CREDIT SUISSE FUNDS AG	0	15.256	15.256
**D	FINREON WORLD EQUITY ISOPRO (PENSION) CREDIT SUISSE FUNDS AG	0	26.910	26.910
**D	AXA VORSORGE FONDS - EQUITIES GLOBAL MARKETS III CREDIT SUISSE FUNDS AG	0	86.025	86.025
**D	CSIF (CH) III EQUITY WORLD EX CH MINIMUM VOLATILITY - PF CREDIT SUISSE FUNDS AG	0	28.627	28.627
**D	CREDIT SUISSE FUNDS AG	0		

LISTA ESITO DELLE VOTAZIONE

Oggetto: Nomina del Sindaco.

FAVOREVOLI alla LISTA 1

Badge	Ragione Sociale	Proprio	Delega	Totale
**D	BALOISE FUND INVEST (CH)-AKTIEN WELT EX SCHWEIZ PASSIV CREDIT SUISSE FUNDS AG	0	6.081	6.081
**D	CSIF (CH) EQUITY EMU CREDIT SUISSE FUNDS AG	0	398.265	398.265
**D	AXA VORSORGE FONDS II - EQUITIES GLOBAL MARKETS PASSIVE CREDIT SUISSE FUNDS AG	0	233.907	233.907
**D	PROFOND UMBRELLA - AKTIEN AUSLAND MINIMUM VOLATILITY CREDIT SUISSE FUNDS AG	0	32.008	32.008
**D	CREDIT SUISSE INVESTMENT FUNDS 2 - CREDIT SUISSE (LUX) PORTFOLIO FUND GLOBAL BALANCED USD	0	20.000	20.000
**D	CSIF 4 - CREDIT SUISSE (LUX) GLOBAL HIGH INCOME FUND USD	0	20.000	20.000
**D	BERNISCHE PENSIONSKASSE	0	360.197	360.197
**D	EHP ADVANTAGE INTERNATIONAL ALTERNA FUND	0	2.000	2.000
**D	SCHWAB INTERNATIONAL INDEX FUND	0	1.130.070	1.130.070
**D	THE MASTER TRUST BANK OF JAPAN LTD	0	11.400	11.400
**D	JAPAN TRUSTEE SERVICES BANK LTD	0	18.265	18.265
**D	JAPAN TRUSTEE SERVICES BANK LTD	0	5.525	5.525
**D	FIDELITY FUNDS SICAV	0	178.807	178.807
**D	MF PICTET MULTI ASSET FUND	0	42.228	42.228
**D	JAPAN TRUSTEE SERVICES BANK LTD	0	36.061	36.061
**D	THE MASTER TRUST BANK OF JAPAN LTD	0	11.052	11.052
**D	THE MASTER TRUST BANK OF JAPAN LTD	0	41.709	41.709
**D	JAPAN TRUSTEE SERVICES BANK LTD	0	13.499	13.499
**D	FIDELITY SAL ST FIDELITY GLOBAL EX US IN	0	653.184	653.184
**D	VANGUARD FUNDS PLC	0	1.930.729	1.930.729
**D	SCHWAB FUNDAMENTAL INTER LARGE COMP IN F	0	502.648	502.648
**D	FISHER INVESTMENTS ALL FOREIGN EQ COLL FD	0	9.697	9.697
**D	FISHER INVESTMENTS FOREIGN EQUITY COLL F	0	147.671	147.671
**D	SEI INSTITUT MANAGED TRUS MULTI AS ACC F	0	26.389	26.389
**D	VANGUARD INVESTMENT SERIES PLC	0	1.288.894	1.288.894
**D	VANGUARD INVESTMENT SERIES PLC	0	1.125.981	1.125.981
**D	VANGUARD INVESTMENT SERIES PLC	0	113.021	113.021
**D	VANGUARD INVESTMENT SERIES PLC	0	82.395	82.395
**D	VANGUARD INVESTMENT SERIES PLC	0	628.982	628.982
**D	FIDELITY SALEM STR T FID TOTAL INT IND F	0	435.837	435.837
**D	THE MASTER TRUST BANK OF JAPAN LTD	0	59.440	59.440
**D	THE MASTER TRUST BANK OF JAPAN LTD	0	4.927	4.927
**D	DEVELOPED INTERNATION EQUITY SELECT ETF	0	3.651	3.651
**D	MONDRIAN INT.EQ.COLLECTIVE.INV.TRUST	0	632.665	632.665
**D	FID SAL STR TRU: FID SAL INT VAL IND FUN	0	938.562	938.562
**D	FIDELITY UCITS II ICAV	0	10.068	10.068
**D	VARIABLE INSURANCE PRODUCTS FUND II: INTERNATIONAL INDEX PORTFOLIO	0	14.978	14.978
**D	FIDELITY SALEM STREET TRUST: FIDELITY ZERO INTERNATIONAL INDEX FUND	0	163.980	163.980
**D	FIDELITY CONCORD STREET TRUST: FIDELITY SERIES INTERNATIONAL INDEX FUND	0	22.310	22.310
**D	SIX CIRCLES INTERNAT UNCONSTRAIN EQ FUND	0	1.201.942	1.201.942
**D	SIX CIRCLES MANAGED EQUITY PORTFOLIO INTERNATIONAL UNCONSTRAINED FUND	0	525.502	525.502
**D	SIX CIRCLES MANAGED EQUITY POR	0	58.290	58.290
**D	THE MASTER TRUST BANK OF JAPAN LTD	0	2.579	2.579

84573/1673

1.969

Azionisti in delega:

LISTA ESITO DELLE VOTAZIONE

Oggetto: Nomina dei Sindaci.

FAVOREVOLI alla LISTA 1

Badge	Ragione Sociale	Proprio	Delega	Totale
**D	THE MASTER TRUST BANK OF JAPAN LTD	0	4.589	4.589
**D	LACM WORLD EQ DVND	0	871	871
**D	LACM WORLD EQ DEFE	0	104	104
**D	THE MASTER TRUST BANK OF JAPAN LTD	0	109.254	109.254
**D	EUROPEAN EQUITY FUND OF KOKUSAI TRUST INTERTRUST TRUSTEES	0	18.379	18.379
**D	FISHER INVEST ALL WORLD EQ COLLECTIVE FD	0	453.005	453.005
**D	GLOBAL X SCIENTIFIC BETA EUROPE ETF	0	577	577
**D	THE MASTER TRUST BANK OF JAPAN LTD	0	231.204	231.204
**D	FIRST TRUST RIVERFRONT DYNAMIC EUROPE ET	0	22.297	22.297
**D	FIRST TRUST RIVERFRONT DYN DEV INT ETF	0	74.089	74.089
**D	MONDRIAN ALL COUN WORLD EX US EQ CO IN I	0	533.654	533.654
**D	MONDRIAN INTERNATIONAL EQUITY FUND	0	994.657	994.657
**D	ZURICH INSURANCE COMPANY LTD	0	12.563	12.563
**D	ZURICH INVESTMENTS LIFE S.P.A.	0	450.789	450.789
**D	HI MASTER VB FONDS	0	191.000	191.000
**D	BAYK G2 FONDS	0	274.544	274.544
**D	SAEV MASTERFONDS INKA	0	111.383	111.383
**D	HI MANPT FONDS	0	132.037	132.037
**D	SIVE	0	40.225	40.225
**D	HL-KABL-FONDS	0	413.000	413.000
**D	HI FMWL DIVIDENDE PLUS FONDS	0	1.001.105	1.001.105
**D	HI-AXEL SPRINGER MASTER FONDS	0	19.518	19.518
**D	UNIVERSAL-OCO	0	67.950	67.950
**D	BI FINANZFONDS	0	22.315	22.315
**D	BAYK A4 FONDS	0	50.585	50.585
**D	AKA EURO DIVIDEND D	0	6.400	6.400
**D	HI R MASTER FONDS	0	8.718	8.718
**D	MASTERFONDS BANTHUS	0	4.524	4.524
**D	HI BGM AR MASTERFONDS	0	76.134	76.134
**D	BORDE-UI-FONDS	0	47.767	47.767
**D	ZURICH INSURANCE PLC	0	111.077	111.077
**D	ZURICH VIDA COMP DE SEGUROS Y REASEG SA	0	61.429	61.429
**D	FONDAZIONE ROMA SIF	0	13.982	13.982
**D	JANUS HEND INSTIT EUROP INDEX OPP FUND	0	11.757	11.757
**D	AMERICAN HEART ASSOCIATION INC	0	20.805	20.805
**D	CARILION CLARIVEST INTERNATIONAL STOCK F	0	8.462	8.462
**D	CATHOLIC COMMUNITY FOUNDATION OF MINNESO	0	4.982	4.982
**D	GUIDEMARK WORLD EX - US FUND	0	3.745	3.745
**D	VIDENT INTERNATIONAL EQUITY FUND	0	26.279	26.279
**D	PACIFIC GLOBAL INTERNATIONALEQUITY INCOM	0	94.557	94.557
**D	BPFCJ DPF REVEH CITIBK RH FD SERV JERSEY	0	9.177	9.177
**D	STANDARD LIFE WEALTH INTERNATIONAL LTD	0	2.091	2.091
**D		0	1.500	1.500

LISTA ESITO DELLE VOTAZIONE

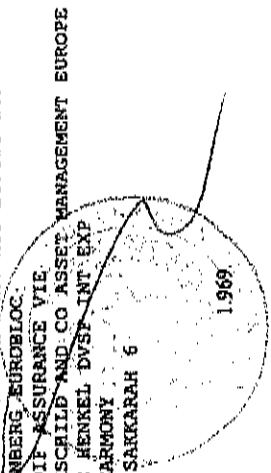
Oggetto: Nomina dei Sindaci.

FAVOREVOLI alla LISTA 1

Badge	Regione Sociale	Proprio	Delega	Totale
**D	BPCB DPF ECCLESTON G	0	36.203	36.203
**D	BPM (INTERNATIONAL) LIMITED	0	15.200	15.200
**D	BROOKS MACDONALD ASSET MANAGEMENT	0	2.308	2.308
**D	ENHANCED INDEX INTERNATIONAL SHARE FUND	0	239.334	239.334
**D	AUSTRALIAN CATHOLIC SUPERAN RETIREM FUND	0	36.420	36.420
**D	AMP CAP UNHEDEDG GL SHS MULFI MAN FUND	0	43.129	43.129
**D	IPAC SPEC INV STR INT SHARESTRATEGY NO 1	0	6.853	6.853
**D	UNISUPER	0	22.135	22.135
**D	AMP CAPITAL GLOBAL QUALITY FUND	0	30.020	30.020
**D	STRATEGIC INTERNATIONAL EQUITY FUND	0	80.979	80.979
**D	WHOLESALE INTERNATIONAL CORE EQUITIES	0	14.343	14.343
**D	BNZ WHOLESALE INTERN EQUITIES INDEX FUND	0	32.824	32.824
**D	LEMBAGA TABUNG AMANAH PEKERJA	0	31.622	31.622
**D	BDF-FONDS E ACT. EUROP.	0	48.718	48.718
**D	FCPE BDF FONDS S SOLIDAIRE	0	10.244	10.244
**D	LA MONDIALE	0	1.170.000	1.170.000
**D	SODIUM 1	0	235.514	235.514
**D	GINGER ACTIFS 360	0	644.800	644.800
**D	ARABELLE INVESTISSEMENTS	0	4.600	4.600
**D	AXA INDICE EURO	0	188.200	188.200
**D	AXA OR E MATIERES PREMIERES	0	102.335	102.335
**D	AXA AA DIVERSFIE INDICIEL 1	0	213.400	213.400
**D	FCP FCE INVEST EURO	0	602.729	602.729
**D	FCP FRANCE INVEST. INTER	0	195.358	195.358
**D	AVIVA PATRIMOINE	0	29.519	29.519
**D	AVIVA DIVERSIFIE	0	5.323	5.323
**D	FCP ALM ACTIONS EURO	0	984.023	984.023
**D	FCP AVIVA INVESTORS SELECTION	0	27.140	27.140
**D	FCP AVIVA INVESTORS CONVICTION	0	252.423	252.423
**D	FCP AVIVA INVESTORS VALORISATION	0	153.453	153.453
**D	FCP AFER ACTIONS EURO	0	1.302.705	1.302.705
**D	FCP AVIVA PERFORMANCE	0	8.268	8.268
**D	FCP AVIVA ACTIONS EURO	0	137.595	137.595
**D	FCP AFER ACTIONS MONDE	0	141.801	141.801
**D	FCP AVIVA STRUCTURE INDEX 3	0	133.492	133.492
**D	FCP ALM ACT ZONE EUR ISR	0	2.600.000	2.600.000
**D	FCP AGZR LA MONDIALE ACT EUROPE ISR	0	535.000	535.000
**D	ROSENBERG EUROBL0C.	0	126.164	126.164
**D	CARDIF ASSURANCE VIE	0	346	346
**D	ROTHSCHILD AND CO ASSET MANAGEMENT EUROPE	0	26.500	26.500
**D	FCPE HENKEL DVSP INT EXP	0	763	763
**D	LM HARMONY	0	5.715	5.715
**D	FCP SAKKARAH 6	0	56.200	56.200

84573/1675

Azionisti in delega:



LISTA ESITO DELLE VOTAZIONE

Oggetto: Nomina dei Sindaci.

FAVOREVOLI alla LISTA 1

Badge	Regione Sociale	Proprio	Delega	Totale
**D	FCP KLESIA K ACTIONS EURO	0	9.400	9.400
**D	STICHT BEDRIJFST FONDS VOOR DE MEDIA PNO	0	208.531	208.531
**D	STICHTING AHOLD DELHAIZE PENSIOEN	0	207.557	207.557
**D	FRANCE INVESTISSEMENT CAPITALISATIONS MOYENNES	0	299.966	299.966
**D	FCP KLESIA K RETRAITE EURO	0	550.000	550.000
**D	FCP FPI ESG	0	23.522	23.522
**D	FCP FPE ESG	0	420.830	420.830
**D	CAISSE DES DEPOTS ET CONSIGNATIONS	0	11.404.476	11.404.476
**D	CAISSE DES DEPOTS ET CONSIGNATIONS	0	7.301.331	7.301.331
**D	CAISSE DES DEPOTS ET CONSIGNATIONS	0	46.959	46.959
**D	CAISSE DES DEPOTS ET CONSIGNATIONS	0	46.959	46.959
**D	FCP VILLIERS ACTIONS EUROPE CPR AM	0	283.139	283.139
**D	JANUS HENDERSON ADAPTIVE GLOBAL ALLOCATI	0	1.937	1.937
**D	WORLD TRADE ORGANIZATION PENSION PLAN	0	22.445	22.445
**D	PICTET CH INSTITUTIONAL - EUROPEAN	0	179.690	179.690
**D	PICTET CH-GLOBAL EQUITIES	0	25.006	25.006
**D	SWISS LIFE LUXEMBOURG SA	0	147.377	147.377
**D	RAIFFEISEN INDEX FONDS EURO STOXX 50	0	47.574	47.574
**D	CAPACITY FONDS INSTITUTIONEL-ACTIONS ETRANGERES PIB	0	22.096	22.096
**D	TURICUM AKTIEN UND IMMOBILIENWERTSCHRIFT	0	159.768	159.768
**D	CAPACITY FONDS INSTITUTIONEL ACTIONS ETRANGERES	0	53.072	53.072
**D	PICTET-EUROLAND INDEX	0	136.390	136.390
**D	PICTET-EUROPE INDEX	0	458.139	458.139
**D	FOREIGN STOCK INDEX MOTHER FUND ONAL DEVELOPED COUNTRIES INDEX MOTHER FUNDD	0	81.300	81.300
**D	NOMURA TRUST BANKING TRUSTEE MIKRO GLOBA	0	148.077	148.077
**D	SHINKO GLOBAL EQUITY INDEX MOTHER FUND	0	1.163	1.163
**D	KAPAN PENSJONER FORSAKRINGSFORENING	0	146.533	146.533
**D	INVESTERINGSFORENINGEN PFA INVEST	0	48.027	48.027
**D	INVESTERINGSFORENINGEN BANKINVEST EUROPA SMALL CAP AKTIER KL	0	133.492	133.492
**D	GLOBALE AKSJER AS	0	437	437
**D	GLOBALE ESG AS	0	47.947	47.947
**D	VERDIPAPIRFONDET EQUIMOR AKSJER EUROPA	0	27.000	27.000
**D	EUROBEN LIFE PENSION DAC	0	7.283	7.283
**D	EQUIMOR INSURANCE A S	0	30.500	30.500
**D	EQUIMOR PENSJON	0	155.000	155.000
**D	INT.: VERDIPAPIRFONDET STOREBRAND GLOBAL ESG GAR: JP MORGAN LUXC/OBPS	0	8.770	8.770
**D	VERDIPAPIRFONDET STOREBRAND INDEKS-NORGE	0	14.017	14.017
**D	INT.: VERDIPAPIRFONDET STOREBRAND GLOBAL ESG GAR: JP MORGAN LUXC/OBPS	0	53.361	53.361
**D	INT.: VERDIPAPIRFONDET STOREBRAND GLOBAL ESG GAR: JP MORGAN LUXC/OBPS	0	412.879	412.879
**D	VERDIPAPIRFONDET STOREBRAND GLOBAL ESG P	0	63.314	63.314
**D	MOMENTUM INVESTMENT FUNDS SICAV-SIF	0	80.560	80.560
**D	ROBECO UMBRELLA FUND I N.V.	0	123.779	123.779
**D	FUNDACAO CALOUSTE GULBENKIAN	0	708	708

84573 1/1616

LISTA ESITO DELLE VOTAZIONE

Oggetto: Nomina dei Sindaci.

FAVOREVOLI alla LISTA 1

Badge	Ragione Sociale	Proprio	Delega	Totale
**D	MOMENTUM GLOBAL FUNDS	0	19.645	19.645
**D	INVESTERINGSFORENINGEN PFA INVEST	0	4.068	4.068
**D	BLACKROCK INSTITUTIONAL POOLED FUNDS PLC	0	347.978	347.978
**D	KYBURG INSTITUTIONAL FUND - AKTIEN WELF	0	159.400	159.400
**D	BVK PERSONALVORSORGE DES KANTONS ZURICH	0	180.359	180.359
**D	PENSIONSKASSE SEB	0	99.489	99.489
**D	NFS LIMITED TRAFALGAR COURT ADMIRAL PARK ST. PETER PORT	0	28.635	28.635
**D	BRITISH COAL STAFF SUPERANNUATION SCHEME	0	130.570	130.570
**D	DEKA INVESTMENT GMBH RE DEKA-BASIS	0	12.000	12.000
**D	DEKA VERMOEGENSMANAGEMENT GMBH RE KEFFLER	0	25.000	25.000
**D	DEKA VERMOEG GMBH RE PRIV BANK STRUKTUR	0	65.000	65.000
**D	DEKA VERMOEGENSMANAGEMENT GMBH RE LINGOHR	0	88.671	88.671
**D	DEKA INVESTMENT GMBH RE DEKA	0	4.100	4.100
**D	DEKA VERMOEGENSMANAGEMENT GMBH RE LINGOHR	0	232.056	232.056
**D	DEKA INVEST GMBH RE DEKA-BAV-FONDS	0	97.411	97.411
**D	DEKA INVESTMENT GMBH	0	49.249	49.249
**D	DEKA INVEST GMBH RE DEKA-NACHR KOM	0	84.985	84.985
**D	DEKA INV GMBH R DEK MSCI WORLD UCITS ETF	0	3.852	3.852
**D	DEKA INVEST GMBH RE BEROLINAREN DEKA	0	4.850	4.850
**D	DEKA INV. GMBH RE DEKA ST.EUR.50 UCI ETF	0	21.029	21.029
**D	DEKA INV. GMBH DEKA MSCI EUROPE UCITS ET	0	118.931	118.931
**D	DEKA INVESTGMBH RE MSCI EUROPE LC UCITS	0	13.607	13.607
**D	DEKA INVESTMENT GMBH RE PKEMF	0	15.800	15.800
**D	DEKA INVEST DEKA EURO STOXX 50 - UCITS	0	812.843	812.843
**D	DEKA INVEST GMBH RE BALANCE DYNAMISCH	0	11.639	11.639
**D	DEKA INVEST RE/DEKAFUTUR-WACHSTUM	0	12.200	12.200
**D	DEKA INVESTMENT GMBH RE DEKAFUTUR-CHANCE	0	39.000	39.000
**D	DEKA INVESTMENT GMBH RE DEKA-BR 100	0	588.706	588.706
**D	DEKA INVEST GMBH RE DEKA-BR 85	0	30.785	30.785
**D	DEKA INVESTMENT GMBH RE DEKA-BR 75	0	29.640	29.640
**D	DEKA INVESTMENT GMBH RE DEKA-BR 55	0	12.991	12.991
**D	DEKA INVESTMENT GMBH RE DEKA-BR 35	0	72.423	72.423
**D	DEKA INVEST RE/DEKAFUTUR-ERTRAG	0	1.800	1.800
**D	DEKA INVEST RE DEKA-EUROLAND BALANCE	0	661.950	661.950
**D	DEKA INVESTMENT GMBH RE DEKA-DIVIDEND VA	0	170.000	170.000
**D	H.E.S.T. AUSTRALIA LIMITED	0	96.578	96.578
**D	LGIA SUPER TRUSTEE AS TRUSTEE FOR LGIA	0	66.416	66.416
**D	VANGUARD INTERNATIONAL SHARE INDEX FUND	0	67.901	67.901
**D	MINE SUPERANNUATION FUND	0	78.445	78.445
**D	AUSTRALIANSUPER	0	5.094	5.094
**D	VANGUARD INTERNATIONAL SHARE INDEX FUND	0	759.899	759.899
**D	CONSTRUCTION AND BUILDING UNIONS SUPER F	0	199.785	199.785
**D	VANGUARD GLOBAL VALUE EQUITY FUND	0	327	327

84573/16ff

85578

1678

LISTA ESITO DELLE VOTAZIONE

Oggetto: Nomina dei Sindaci.

FAVOREVOLI alla LISTA 1

Badge	Ragione Sociale	Proprio	Delega	Totale
**D	TEACHERS' RETIREMENT SYSTEM OF THE CITY OF NEW YORK	0	140.059	140.059
**D	SAS TRUSTEE CORPORATION POOLED FUND	0	6.311	6.311
**D	SAS TRUSTEE CORPORATION POOLED FUND	0	110.962	110.962
**D	MANAGEMENT BOARD PUBLIC SERVICE PENSION	0	14.388	14.388
**D	CONNECTICUT GENERAL LIFE INSURANCE COMPANY	0	31.127	31.127
**D	CONNECTICUT GENERAL LIFE INSURANCE COMPANY	0	30.800	30.800
**D	LUCRF PTY LTD FOR THE LABOUR UNION CO-OPERATIVE RETIREMENT FUND	0	46.691	46.691
**D	BANCO CENTRAL DE TIMOR-LESTE (BCTL)	0	596.415	596.415
**D	ROCKEFELLER & CO., INC	0	17.000	17.000
**D	CTIVP DEA INTERNATIONAL VALUE FUND	0	194.821	194.821
**D	PFA PENSION FORSIKRINGSAKTIESELSKAB	0	15.780	15.780
**D	JPMORGAN CHASE BANK - PB - UNITED STATES INDIVIDUALS	0	3.921	3.921
**D	JPMORGAN CHASE BANK - PB - UNITED STATES TRUSTS	0	5.179	5.179
**D	JPMORGAN CHASE BANK - PB - UNITED STATES PARTNERSHIP	0	1.970	1.970
**D	BRUNEI SHELL RETIREMENT BENEFIT FUND	0	3.314	3.314
**D	MANAGED PORTFOLIO SERIES INTL SH FUND 1	0	9.452	9.452
**D	TELSTRA SUPERANNUATION SCHEME	0	16.310	16.310
**D	FRANKLIN INTERNATIONAL CORE EQUITY FUND	0	254.968	254.968
**D	TEMPLETON INTERNATIONAL STOCK TRUST	0	102.515	102.515
**D	JEFFREY LLC	0	9.875	9.875
**D	WESTPAC WHOLESale UNHEDGED INT SHARE TRU	0	64.222	64.222
**D	ANZ WHOLESale INTERN-SHARE NO. 1 FUND	0	8.459	8.459
**D	TCORPIM INTERNATIONAL SHARE (UNHEDGED) F	0	149.401	149.401
**D	ISHARES WHOLESale SCREENED INT EQ IND F	0	16.039	16.039
**D	ISHARES EDGE MSCI WORLD MINIMUM VOLAT ET	0	3.074	3.074
**D	IBM PERSONAL PENSION PLAN TRUST	0	37.127	37.127
**D	ONEPATH LOW VOLATILITY GLOBAL EQ IN POOL	0	23.367	23.367
**D	ONEPATH GLOB SHARES LARGE CAP UNHED IN P	0	208.266	208.266
**D	BT WHOLESale MULTI MANAG INTL SHARE FUND	0	25.277	25.277
**D	ACCIDENT COMPENSATION CORPORATION	0	60.243	60.243
**D	DEKA INVESTMENT GMBH RE DEKA-EUROPAROND	0	808.375	808.375
**D	SUPER FUNDS MANAG CORP SOUTH AUSTRALIA	0	24.816	24.816
**D	TEMPLETON GLOBAL GROWTH FUND LIMITED	0	198.556	198.556
**D	TEMPLETON INTERNATIONAL EQUITY TRUST	0	144.877	144.877
**D	TEMPLETON GLOBAL TRUST FUND	0	36.210	36.210
**D	JP MORGAN CHASE RETIREMENT PLAN	0	132.028	132.028
**D	MTBJ DAIDO LIFE FOREIGN EQUITY MOTHER FD	0	3.510	3.510
**D	ISHARES WHOLESale INTERN EQ INDEX FUND	0	176.150	176.150
**D	SUPERANNUATION FUNDS MANAGEMENT CORP	0	4.384	4.384
**D	SUPERANNUATION FUNDS MANAGEMENT CORPORAT	0	17.095	17.095
**D	BT WHOLESale MULTI MANAG INTL SHARE FUND	0	63.376	63.376
**D	WSP INTERNATIONAL EQUITIES TRUST	0	248.441	248.441
**D	KOOKMIN BANK ACTING AS TRUSTEE OF KIM PRIVATE NOBLE CLASS GLOBAL EQUITY MASTER INVESTMENT TRUST	0	7.146	7.146

LISTA ESITO DELLE VOTAZIONE

Oggetto: Nomina dei Sindaci.

FAVOREVOLI alla LISTA 1

Badge	Ragione Sociale	Proprio	Delega	Totale
**D	QANTAS SUPERANN. LTD ATF QANTAS SUP.PLAN	0	17.554	17.554
**D	WSP INTERNATIONAL EQUITIES TRUST	0	95.063	95.063
**D	THE BOEING COMPANY EMPLOYEE RETIREMENT P	0	159.810	159.810
**D	DEKA INVEST GMBH RE A-VSA-FONDS	0	22.700	22.700
**D	ISHARES ALLCOUNTRY EQUITY INDEX FUND	0	10.128	10.128
**D	BAPTIST HEALTH SOUTH FLORIDA INC	0	326.228	326.228
**D	BLACKROCK FISSION INDEXED INTL EQUITY FD	0	19.595	19.595
**D	ADVANCE INTERNATIONAL SHARE INDEX FUND	0	214.269	214.269
**D	RETIREMENT INCOME PLAN OF SAUDI ARABIAN OIL COMPANY	0	3.023	3.023
**D	NVIT INTERNATIONAL INDEX FUND	0	352.827	352.827
**D	FRANKLIN TEMPLETON VARIAB. INSURANCE	0	535.991	535.991
**D	SOUTHERN COMPANY SYSTEM MASTER RETIREMEN	0	654.283	654.283
**D	T. ROWE PRICE INT.F.INC.T.R.P.INT.VAL.BQ	0	6.031.446	6.031.446
**D	EQ ADVISORS TRUST-AXA INTL.VALUE MANAGED	0	217.833	217.833
**D	MINISTRY OF ECONOMY AND FINANCE	0	244.640	244.640
**D	MINISTRY OF ECONOMY AND FINANCE	0	252.161	252.161
**D	T ROWE PRICE INTERNATIONAL EQUITY INDEX	0	179.545	179.545
**D	FLEXSHAR.MORN.DEV.MARK.EX-US FAC.TILT IN	0	95.703	95.703
**D	SBC MASTER PENSION TRUST	0	430.345	430.345
**D	EQ ADV. TRUST AXA INTL.CORE MANAGED VOLA	0	127.819	127.819
**D	SBC MASTER PENSION TRUST 208	0	60.755	60.755
**D	T ROWE CONCENTRATED INTERMAY EQUITY FUND	0	401.415	401.415
**D	FLEXSHARES MORNINGSTAR GLOBAL UPSTREAM N	0	479.482	479.482
**D	EQ ADVISORS TRUST EQ-GLOBAL EQUITY MANAG	0	100.968	100.968
**D	EQ ADVISORS TRUST - EQ/INTERNATIONAL MAN	0	360.602	360.602
**D	EQ ADVISORS TRUST - ATM INTERNATIONAL MA	0	260.316	260.316
**D	JNL/MELLON CAPITAL INTENAL INDEX FUND	0	292.064	292.064
**D	FLEXSHARES INTERNATIONAL QUALITY DIVIDEND DEFENSIVE INDEX FUND	0	4.448	4.448
**D	SBC MASTER PENSION TRUST	0	97.666	97.666
**D	T. ROWE PRICE INTERNATIONAL CONCENTRATED	0	488.973	488.973
**D	T ROWE PRICE GLOBAL ALLOCATION FUND INC	0	57.503	57.503
**D	FLEXSHARES STOXX GLOBAL ESG IMPACT INDEX	0	358	358
**D	GOLDMAN SACHS TRUST - GOLDMAN SACHS ABSOLUTE RETURN TRACKER FUND	0	1.300	1.300
**D	GOLDMAN SACHS INTER EQUITY INSIGHTS FUND	0	258.081	258.081
**D	GOLDMAN SACHS VARIABLE INVS TRUST - G SACHS STRATEGIC INTER EQUITY FUND	0	13.476	13.476
**D	PUBLIC EMPLOYEES RETIREMENT SYSTEM OF OHIO	0	1.137.493	1.137.493
**D	MTB GOVERNMENT PENSION INVESTMENT FUND 4	0	9.331.437	9.331.437
**D	AVIVA LIFE & PENSIONS UK LIMITED	0	627.793	627.793
**D	NATIONAL FARMERS UNION MUTUAL INSURANCE	0	111.801	111.801
**D	JOHN LEWIS PARTNERSHIP TRUST FOR PENSION	0	78.043	78.043
**D	THE BARCLAYS BANK UK RETIREMENT FUND	0	39.735	39.735
**D	THE MASTER TRUST BANK OF JAPAN, LTD. AS TRUSTEE FOR MUTB400045792	0	1.521.723	1.521.723
**D	VANGUARD FID COMPANY EUROPEAN STOCK INDE	0	119.088	119.088

84573/1679

LISTA ESITO DELLE VOTAZIONE

Oggetto: Nomina dei Sindaci.

FAVOREVOLI alla LISTA 1

Badge	Ragione Sociale	Proprio	Delega	Totale
**D	VANGUARD TOTAL INTERNATIONAL STOCK INDEX	0	43.551.836	43.551.836
**D	MTB FOR GOVERNMENT PENSION FD45828	0	236.011	236.011
**D	THE MASTER TRUST BANK OF JAPAN LTD	0	4.989.801	4.989.801
**D	STATE OF CALI SAV PLUS PROG MASTER TRUST	0	178.237	178.237
**D	DEKA INVE GMBH RE DEKA-PRIVATVORSORGE AS	0	85.000	85.000
**D	DEKA INVEST GMBH RE AGR DENA	0	7.800	7.800
**D	INTERNATIONALE KAPITALANLAGEGESELLSCHAFT	0	25.000	25.000
**D	DEKA INV. GMBH RE ROLAND MASTERFONDS	0	22.369	22.369
**D	DEKA INVEST GMBH RE BODENSEE-FONDS	0	1.700	1.700
**D	DEKA INV GMBH RE FIDELITAS FUNDMASTER 8	0	31.986	31.986
**D	DEKA INVEST RE INHER-ESSEN-FONDS	0	10.267	10.267
**D	DEKA INVEST RE A-CRISPINUS FOND	0	9.000	9.000
**D	DEKA A-DIM-WETZLAR-FONDS	0	8.350	8.350
**D	DEKA A-DIM-WETZLAR-BALANCED-FONDS	0	9.150	9.150
**D	DEKA INVEST MBH VITUS FIRST VALUE FONDS	0	124.000	124.000
**D	DEKA INVEST GMBH RE AUM-FONDS	0	11.215	11.215
**D	DEKA INVEST GMBH RE DEKA MULT ASS TOT RE	0	3.021	3.021
**D	DEKA FUND INVESTMENT RE/ A-HORCH-FONDS	0	73.100	73.100
**D	DEKA INVEST MAULBRONN-STROMBERG-FONDS	0	10.650	10.650
**D	DEKA INVEST GMBH RE DEKA-BR 20	0	1.384	1.384
**D	DEKA INVEST. A-NORDBAUSEN 2-FONDS	0	16.655	16.655
**D	DEKA INVESTMENT GMBH RE RANW AKTIEN	0	35.289	35.289
**D	DEKA INVESTMENT GMBH RE TBG FONDS	0	2.000	2.000
**D	DEKA INVESTMENT GMBH RE MV-FONDS	0	25.000	25.000
**D	DEKA INV. RE A-STENDALER-ROLANDFONDS I	0	414	414
**D	DEKA INVESTMENT GMBH RE A-KSK FULDA-FOND	0	17.600	17.600
**D	DEKA INVESTMENT GMBH RE S BROKER 1 FONDS	0	4.530	4.530
**D	DEKA INVESTMENT GMBH RE A-SKGO-FONDS	0	15.500	15.500
**D	DEKA INVESTMENT GMBH RE A-ASD FONDS	0	14.000	14.000
**D	DEKA INVESTMENT GMBH RE A-AMISIA-FONDS	0	30.000	30.000
**D	DEKA INV. GMBH RE BAUTZEN FUNDMASTER	0	65.000	65.000
**D	DEKA INVESTMENT GMBH RE HERZOGTUM I	0	15.000	15.000
**D	DEKA INVESTM GMBH RE A-HECKER-FONDS I	0	34.000	34.000
**D	DEKA INVESTME GMBH RE CHRONOS FUNDMASTER	0	25.000	25.000
**D	SUEBIA FONDS	0	145.317	145.317
**D	OB 2	0	84.803	84.803
**D	EPS	0	54.024	54.024
**D	BMW AG	0	56.579	56.579
**D	VGW POOLFONDS PA1	0	131.020	131.020
**D	DEKA VALUE PLUS	0	187.700	187.700
**D	RAGS-FUNDMASTER	0	24.642	24.642
**D	UKA-FONDS	0	55.859	55.859
**D	DEAM FONDS VVK 2	0	15.000	15.000

84573/1680

LISTA ESITO DELLE VOTAZIONE

Oggetto: Nomina dei Sindaci.

FAVOREVOLI alla LISTA 1

Badge	Ragione Sociale	Proprio	Delega	Totale
**D	NATIONWIDE INTERNATIONAL INDEX FUND	0	228.836	228.836
**D	INTERNATIONAL FUND MANAGEMENT S.A. RE IF	0	600.000	600.000
**D	DEKA INTERNATIONAL S.A. RE DEKALUX-GLOBA	0	33.395	33.395
**D	DEKA INTERNATIONAL S.A. RE DEKA-EUROPAVA	0	11.212	11.212
**D	T RONE PRICE EUROPEAN STOCK FUND	0	1.261.122	1.261.122
**D	TEMPLETON INSTIT.FUNDS-INTL.EQUITY SERIE	0	753.707	753.707
**D	NVIT GS INTERNATIONAL EQUITY INSIGHTS FU	0	161.558	161.558
**D	EQ ADVISORS TR EQ TEMPLE GLOB EQ M VO P	0	23.572	23.572
**D	FLEXSHARES INTERNATIONAL QUALITY DIVIDEND	0	64.881	64.881
**D	NVIT MULTI-MANAGER INTERNATIONAL VALUE F	0	12.093	12.093
**D	EQ ADVISORS TRUST - 1290 VT SMARTBETA EQ	0	2.100	2.100
**D	VANTAGE TRUST III MAST COLLECT INVE FU TR	0	166.399	166.399
**D	BBP INKA	0	25.134	25.134
**D	THE NATIONAL FARMERS UNION MUTUAL INS LINK PEN	0	24.418	24.418
**D	THE MASTER TRUST BANK OF JAPAN LTD	0	88.533	88.533
**D	THE MASTER TRUST BANK OF JAPAN LTD	0	192.790	192.790
**D	NEW YORK STATE COMMON RETIREMENT FUND	0	63.300	63.300
**D	STATE OF WYOMING	0	125.801	125.801
**D	MINEWORKERS PENSION SCHEME	0	568.998	568.998
**D	FIDELITY INV.FUNDS-FIDELITY INDEX WORLD	0	117.051	117.051
**D	FIDELITY INV. FIDELITY INDEX EUROPE EX U	0	159.340	159.340
**D	T.ROWE PRICE FUNDS OEIC - CONTINENTAL EU	0	4.604	4.604
**D	AVIVA INVESTORS FUNDS ICVC-AVIVA INAVIVA	0	154.369	154.369
**D	THE MASTER TRUST BANK OF JAPAN LTD	0	17.506	17.506
**D	BLACKROCK INTERNATIONAL INDEX V.I.FUND OF	0	32.371	32.371
**D	BLACKROCK MANAG.VOL.V.I. F.OF BLACK.VAR.	0	5.598	5.598
**D	BLACKROCK TACTICAL OPP FD OF BLACK FDS	0	24.865	24.865
**D	THE MASTER TRUST BANK OF JAPAN LTD	0	212.349	212.349
**D	THE MASTER TRUST BANK OF JAPAN LTD	0	1.126.158	1.126.158
**D	BLACKROCK INSTITUTIONAL TRUST COMPA	0	4.774.289	4.774.289
**D	BLACKR INS T COMP NA INV F FOR EMP BEN T	0	16.872.411	16.872.411
**D	BLACKROCK MSCI EAFE EQUITY INDEX NON-LENDABLE FUND	0	618.506	618.506
**D	TRUST AND CUSTODY SERVICES BANK LIMITED	0	211.633	211.633
**D	TRUST AND CUSTODY SERVICES BANK, LTD. AS TRUSTEE FOR MHAM INTERNATIONAL EQUITY INDEX MOTHER FUND	0	0	0
		18.956	5.778.704	5.778.704
**D	VANGUARD INTERNATIONAL VALUE FUND I	0	1.175.052	1.175.052
**D	VTC INST TOTAL INT STOCK MARKET IND TRU	0	4.360	4.360
**D	EUROPE-EX-UK ALPHA FILTS ESG SCREEN	0	163.302	163.302
**D	EUROPE EQUITY INDEX ESG SCREENED FU	0	2.108.103	2.108.103
**D	MSCI EUROPE EQUITY INDEX FUND B (EU	0	2.933	2.933
**D	MSCI EUROPE EQUITY ESG SCREENED INDEX FUND B	0	510.819	510.819
**D	MSCI WORLD EQUITY ESG SCREENED INDE	0	5.668	5.668
**D	MSCI WORLD MINIMUM VOLATILITY ESG SCREEN	0	0	0

84573/1681

84573 / 1682

LISTA ESITO DELLE VOTAZIONE

Oggetto: Nomina dei Sindaci.

FAVOREVOLI alla LISTA 1

Badge	Ragione Sociale	Proprio	Delega	Totale
**D	TFL PENSION FUND	0	37.442	37.442
**D	BLACKROCK MSCI EMU IMI INDEX FD B (EMUIM	0	2.014	2.014
**D	MSCI ACWI EX-U.S. IMI INDEX FUND B2	0	171.036	171.036
**D	THRIFT SAVINGS PLAN	0	8.892.943	8.892.943
**D	BLACKROCK CDN WORLD INDEX FUND	0	131.838	131.838
**D	BLACKROCK CDN MSCI EAFE INDEX PLUS FUND	0	19.162	19.162
**D	BLACKROCK CDN MSCI EAFE EQUITY INDEX FUN	0	1.125.712	1.125.712
**D	CDN MSCI WORLD EX-CANADA MIN VOLA IND FD	0	51.195	51.195
**D	AVIVA INVESTORS INVESTMENT FUNDS IC	0	40.454	40.454
**D	STICHTING PENSIOENFONDS VOOR HUISARTSEN	0	70.350	70.350
**D	T.ROME PRICE RETIREMENT HYBRID TRUST	0	478.377	478.377
**D	T ROME PRICE INTERNATIONAL VALUE EQUITY	0	3.717.470	3.717.470
**D	COLUMBIA CAPITAL ALLOCAT MODER CONSER PO	0	3.158	3.158
**D	COLUMBIA CAPITAL ALLOCATION MODER AGG P	0	2.379	2.379
**D	COLUMBIA CAPITAL ALLOCATION MODERATE POR	0	3.412	3.412
**D	COLUMBIA CAPITAL ALLOCATION CONSERVAT PO	0	2.064	2.064
**D	COLUMBIA CAPITAL ALLOCATION AGGRESSIVE P	0	2.818	2.818
**D	KATHERINE C. MOORE CHARITABLE LEAD ANNUITY TRUST II	0	337	337
**D	STATE OF NEW MEXICO STATE INVEST COUNCIL	0	408.870	408.870
**D	NEW YORK LIFE INSURANCE AND ANNUITY CO	0	7.265	7.265
**D	MULTI-MANAGER DIRECTIONAL ALTERNATIVE STRATEGIES FUND	0	5.345	5.345
**D	EQ ADVISORS TRUST - EQ/WELLINGTON E	0	8.101	8.101
**D	MULTI-MANAGER INTERNATIONAL EQUITY STRATEGIES FUND	0	310.593	310.593
**D	JNL FRANKLIN TEMPLETON GRO ALLOCATION FU	0	49.672	49.672
**D	PROVEDA GLOBAL EQUITY, LP	0	1.610	1.610
**D	RETIREMENT PLAN FOR EMPLOYEES OF AETNA INC	0	61.738	61.738
**D	THE KATHERINE MOORE REVOCABLE TRUST	0	12.723	12.723
**D	JAB CONSOLIDATED LTD	0	1.265	1.265
**D	FM KIRBY LTD TRUST 1/3/75 FBO JEFFERSON W KIRBY	0	1.035	1.035
**D	FM KIRBY TRUST DTD 1/3/75 FBO S DILLARD KIRBY	0	3.532	3.532
**D	GLG INVESTMENTS UMBRELLA QIP PLC SUB FUND ELS QIF MASTER	0	236	236
**D	GLG MULTI-STRATEGY FUND	0	24	24
**D	GLG EUROPEAN LONG-SHORT FUND LTD	0	83	83
**D	MAN GLG TOPAZ LIMITED C/O MAPLES CORPORATE SERVICES LIMITED	0	128	128
**D	JAPAN TRUSTEE SERVICES BANK LTD	0	90.905	90.905
**D	FIDELITY PURITAN TF LOW PRICE STOCK FUND	0	4.795.060	4.795.060
**D	JAPAN TRUSTEE SERVICES BANK LTD	0	3.846	3.846
**D	NEUBERGER BERMAN INVESTM FUNDS PLC	0	1.971	1.971
**D	JPMORGAN ETFs (IRELAND) ICAV	0	2.064	2.064
**D	FIDELITY GROUP TRUST FOR EMPLOYEE BEN FL	0	743.952	743.952
**D	SCHRODER INTERNAT MULTI-CAP EQUITY TRUST	0	710.803	710.803
**D	THE MASTER TRUST BANK OF JAPAN LTD	0	51.414	51.414
**D	WHOLESALE UNIT TRUST GLOBAL SHS FUND 5	0	17.706	17.706

LISTA ESITO DELLE VOTAZIONE

Oggetto: Nomina dei Sindaci

FAVOREVOLI alla LISTA I

Badge	Ragione Sociale	Proprio	Delega	Totale
**D	MERCER UNHEDGED OVERSEAS SHARES TRUST	0	34.208	34.208
**D	FD INTERNATIONAL SHARE FUND I	0	43.699	43.699
**D	AMP CAPITAL SPEC INTERN SHARE FUND	0	22.058	22.058
**D	LBPAM ISR AVENIR EURO	0	7.523	7.523
**D	FCP LBPAM ACTIONS VALUE EURO	0	1.098.291	1.098.291
**D	LBPAM ACTIONS EURO LARGE CAP	0	171.892	171.892
**D	LBPAM IRC ACTIONS ISR	0	279.386	279.386
**D	FCP LBPAM DIVERSIFIE FOCUS OBLIG 3 5	0	12.193	12.193
**D	FCP LBPAM IRC ACTIONS EURO MIN VAR	0	75.755	75.755
**D	ACTIAM RESPONSIBLE INDEX FUND EQUITY EUR	0	525.437	525.437
**D	MAINFRANKEN WERTKONZEPT AUSGEMOGEN	0	90.000	90.000
**D	KUWAIT FUND FOR ARAB ECONOMIC DEVELOPMEN	0	156.459	156.459
**D	SCHRODER GLOBAL ENHANCED INDEX FUND	0	40.932	40.932
**D	AXA EQUITABLE LIFE INSURANCE CO	0	28.148	28.148
**D	SCHRODER GLOBAL ACTIVE VALUE FUND	0	32.131	32.131
**D	SCHRODER GLOBAL RECOVERY FUND	0	907.079	907.079
**D	SCHRODER PENSION MANAGEMENT LTD	0	35.146	35.146
**D	EQ ADVISORS TRUST - EQ/AB DYNAMIC MODERA	0	102.922	102.922
**D	MFS GLOBAL TOTAL RETURN FUND	0	509.461	509.461
**D	EQ ADV TRUST EQ/INT. EQ. INDEX PORTFOLIO	0	550.559	550.559
**D	EQ ADVISORS TRUST - EQ/HELLINGTON E	0	21.574	21.574
**D	MFS GLOBAL ALTERNATIVE STRATEGY FUND	0	5.664	5.664
**D	MFS INSTITUTIONAL INTERNATIONAL EQUITY F	0	6.116.128	6.116.128
**D	MFS DIVERSIFIED INCOME FUND	0	329.572	329.572
**D	JPM FUND ICVC-JPM MULTI-ASSET INCOME FD	0	13.339	13.339
**D	SCHRODER MOORGATE I FUND	0	123.014	123.014
**D	SCHRODER DIVERSIFIED GROWTH FUND	0	36.288	36.288
**D	DEKA INTERNATIONAL S.A. RE DEKAMULTI ASSET ERTRAG	0	6.000	6.000
**D	EQ ADVISORS TRUST-AXA/AB DYNAMIC GROWTH	0	23.287	23.287
**D	BUREAU OF LABOR FUNDS- LABOR PENSION FUND	0	1.138	1.138
**D	BUREAU OF LABOR FUNDS- LABOR PENSION FUND	0	377	377
**D	BUREAU OF LABOR FUNDS- LABOR PENSION FUND	0	207	207
**D	BUREAU OF LABOR FUNDS- LABOR RETIREMENT FUND	0	13.032	13.032
**D	BUREAU OF LABOR FUNDS- LABOR PENSION FUND	0	8.212	8.212
**D	BUREAU OF LABOR FUNDS- LABOR PENSION FUND	0	34.717	34.717
**D	BUREAU OF LABOR FUNDS- LABOR PENSION FUND	0	562.164	562.164
**D	MISSOURI EDUCATION PENSION TRUST	0	9.130	9.130
**D	SCHRODER-ADVANCED BETA GLOBAL EQUITY SMA	0	3.250.416	3.250.416
**D	SCHRODER INCOME FUND	0	1.780.611	1.780.611
**D	SCHROBER INCOME MAXIMSER	0	160.731	160.731
**D	SCHRODER RESPONSIBLE VALUE UK EQUITY FUN	0	247.673	247.673
**D	SCHRODER GEP GLOBAL ACTIVE VALUE FUND	0	804.874	804.874
**D	SCHRODER EUROPEAN RECOVERY FUND	0	1.129.384	1.129.384
**D	SCHRODER GLOBAL EQUITY INCOME FUND	0		

84573/1683

84573/1684

LISTA ESITO DELLE VOTAZIONE
 Oggetto: Nomina del Sindaci.

FAVOREVOLI alla LISTA I

Badge	Ragione Sociale	Proprio	Delega	Totale
**D	SCHRODER QEP GLOBAL CORE FUND	0	221.322	221.322
**D	TRUST AND CUSTODY SERVICES BANK LTD AS TRUSTEE FOR FEDERATION OF NATIONAL PUBLIC SERVICE PERSONNEL MUTUAL AID ASSOCIATION	146.140	0	0
**D	JPMORGAN DIVERSIFIED RETURN GLOB EQ ETF	0	8.834	8.834
**D	JPMORGAN INSURANCE TRUST INCOME BUILD PO	0	1.038	1.038
**D	JPMORGAN INCOME BUILDER FUND	0	120.928	120.928
**D	JPMORGAN GLOBAL ALLOCATION FUND	0	6.343	6.343
**D	JPMORGAN BETABUILDERS EUROPE ETF	0	282.377	282.377
**D	JPMORGAN BETABUILDERS INTERNATIONAL	0	8.410	8.410
**D	JPMORGAN DIVERSIF RETURN INTERNAT EQ ETF	0	167.919	167.919
**D	JPMORGAN DIVERSIFIED RETURN EUROPE EQUITY ETF	0	3.981	3.981
**D	JPMORGAN DIVERSIFIED FUND	0	9.278	9.278
**D	MFS INTERNATIONAL RESEARCH EQUITY LLC	0	26.422	26.422
**D	U S STEEL CORP REPRES RETIREES BENEF TR	0	3.646	3.646
**D	MASTER TRUST FOR THE SIEMENS MEDICAL SOL	0	104.299	104.299
**D	OPPENHEIMER GLOBAL MULTI-ASSET GROWTH FUND	0	11.943	11.943
**D	MASTER TRUST FOR SIEMENS PENSION PLANS	0	32.357	32.357
**D	MASTER TRUST FOR SIEMENS SAVINGS PLANS	0	157.478	157.478
**D	COMMINGLED PENSION TRUST FUND (INTREPID INTERNATIONAL) OF JPMORGAN CHASE BANK	0	1.044.705	1.044.705
**D	SCHRODER GLOBAL MULTI-CAP VALUE PORTFOLIO L.P	0	9.096	9.096
**D	THE THALIDOMIDE CHILDRENS TRUST	0	22.630	22.630
**D	INTERNATIONALE KAPITALANLAGEGESELLSCHAFT MBH	0	1.892.665	1.892.665
**D	SONDERVERMOGEN INKA TERTIUS	0	10.863	10.863
**D	SONDERVERMOGEN PKMF INKA	0	64.805	64.805
**D	INTERNATIONALE KAPITALANLAGEGESELLSCHAFT MBH YORCKSTR. 21, DSSELDORF, 40476 GERMANY	0	945.377	945.377
**D	FRANKLIN TEMPLETON SHARIAH FUNDS BA	0	69.056	69.056
**D	THE PRUDENTIAL ASSURANCE COMPANY LTD	0	1.775.031	1.775.031
**D	PRUDENTIAL PENSIONS LIMITED	0	124.897	124.897
**D	ROYAL LONDON GROUP PENSION SCHEME	0	38.621	38.621
**D	AI UK EQUITY INCOME FUND	0	100.423	100.423
**D	FRIENDS LIFE FUNDS LIMITED	0	347.449	347.449
**D	FRIENDS LIFE AND PENSIONS LIMITED PIXHAM END	0	691.785	691.785
**D	AI 50:50 GLOBAL EQUITY FUND	0	395.107	395.107
**D	AI DISTRIBUTION LIFE FUND	0	46.850	46.850
**D	AI STRATEGIC GLOBAL EQUITY FUND	0	200.378	200.378
**D	CENTRAL FINANCE BOARD METHODIST CHURCH	0	10.024	10.024
**D	TEMPLETON EUROPEAN EQUITY MASTER FUND	0	4.167	4.167
**D	AIA GLOBAL MULTI-FACTOR EQUITY FUN HSBC FRANCE	0	2.628	2.628
**D	MARITIME AND PORT AUTHORITY OF SINGAPORE	0	1.010	1.010
**D	JPMORGAN MULTI BALANCED FUND	0	1.920	1.920
**D	SCHRODER IN.P.F.ADV.GL-EQUITY-FU	0	25.565	25.565
**D	JPMORGAN MULTI INCOME FUND	0	49.454	49.454
**D	BEST INVESTMENT CORPORATION	0	364.682	364.682

LISTA ESITO DELLE VOTAZIONE

Oggetto: Nomina del Sindaci.

FAVOREVOLI alla LISTA 1

Badge	Ragione Sociale	Proprio	Delega	Totale
**D	TRUST & CUSTODY SERVICES BANK LTD	0	342.752	342.752
**D	TRUST & CUSTODY SERVICES BANK LTD AS TRUSTEE FOR PENSION INVESTMENT FUND TRUST NUMBER 21	0	43.223	43.223
**D	MHTB (LUX)/TMA UMBRELLA FUND-GLOBAL EQUI	0	11.000	11.000
**D	TMA UMBRELLA FD-TMA ACWI EX-JAPAN PORTF.	0	16.400	16.400
**D	INV. DANSKE INVEST EUROPA INDEKS KL	0	128.588	128.588
**D	INV DAN INV SEL GLOB EQUITY SOL AKK KL	0	11.321	11.321
**D	INV PROCAPTURE EUROPE INDEX FUND ACC KL	0	49.742	49.742
**D	GLOBAL AC INDEK FUND - ACCUMULATING KL	0	489.135	489.135
**D	PROFIL INVEST DANICA PENSJON NORGE	0	77.224	77.224
**D	AFDELING DANICA LINK - INDEKS GLOBALE AKTIER	0	106.440	106.440
**D	KAPITALFOR DANSKE INVEST INSTITUT DANICA PENSIONS - AKTIER	0	11.080	11.080
**D	DANICA PENSION LIVSFORSIKRINGSAKTIESELSKAB	0	390.687	390.687
**D	DANSKE BANK PULJER	0	59.661	59.661
**D	CAISSE INTER ENTREP DE PREV PROFES CIEPP	0	74.283	74.283
**D	UNIVERSITE DE GENEVE	0	215.849	215.849
**D	BAYERNINVEST VECO-FONDS B. KAPITALVERWALTUNGSGESELLSCHAFT	0	38.178	38.178
**D	BAYERNINVEST VALUE PLUS FONDS	0	25.918	25.918
**D	BAYERN INVEST LIBI-FONDS B. KAPITALVERWALTUNGSGESELLSCHAFT	0	202.000	202.000
**D	SWISSCANTO FONDSLEITUNG AG	0	31.722	31.722
**D	SCOR SE FC SEGMENT	0	1.086.728	1.086.728
**D	SCOR SWITZERLAND ASSET SERVICES AG	0	557.000	557.000
**D	WIF-EUROPE OPPORTUNITIES FUND	0	215.000	215.000
**D	NMMS GRDE SCH ACCOUNT	0	62.320	62.320
**D	SWISS NATIONAL BANK	0	560.200	560.200
**D	ACM MUT FONDS GENERAL	0	11.907.281	11.907.281
**D	ACM IARD SA	0	459.900	459.900
**D	ACM VIE SA FONDS GENERAL	0	277.590	277.590
**D	SMITH & WILLIAMSON OVERSEAS	0	2.236.751	2.236.751
**D	BAYERNINVEST KAPITALVERWALTUNGSGESELLSCHAFT MBH	0	650	650
**D	ALPHA ARCHITECT INTERNATIONAL QUANTITATI	0	1.469.059	1.469.059
**D	LOMBARD ODIER FUNDS (SWITZERLAND) SA 13D	0	139.620	139.620
**D	FIDUCIARY TRUST COMPANY INTERNATIONAL AS AGENT FORUS CLIENTS	0	247.895	247.895
**D	FCP VILLIERS ACTIONS EUROPE SYST AGI	0	334	334
**D	VIDACALIXA, S.A.	0	240.350	240.350
**D	CAYABANK ASSET MANAGEMENT SGIC SA	0	834.434	834.434
**D	NATIONAL WESTMINSTER BANK	0	390.547	390.547
**D	RUSSELL INVESTMENTS INSTITUTIONAL FUNDS	0	39.967	39.967
**D	PB SSGA INTL EQ TAX	0	16.789	16.789
**D	IQ 500 INTERNATIONAL ETF	0	33.357	33.357
**D	SUBSIDIZED SCHOOLS PROVIDENT FUND	0	75.835	75.835
**D	GNPF COL EAFE GINNA D	0	23.620	23.620
**D	CENTRAL PENSION FUND OF THE INTERNATIONAL UNION OF OPERATINGENGINEERS AND PARTICIPATING EMPLOYERS	0	5.100	5.100
**D		0	40.403	40.403

LISTA ESITO DELLE VOTAZIONE

Oggetto: Nomina dei Sindaci.

FAVOREVOLI alla LISTA 1

Badge	Ragione Sociale	Proprio	Delega	Totale
**D	VOYA GLOBAL HIGH DIVIDEND LOW VOLATILITY FUND	0	5.100	5.100
**D	STICHTING BEDRIJFSTAKPENSIOENFONDS	0	146.450	146.450
**D	STICHTING SPOORWESPENSIOENFONDS	0	25.142	25.142
**D	THE CONSOLIDATED EDISON PENSION PLAN MASTER TRUST	0	180.748	180.748
**D	DEP OF SSGA NOMUS EQUITY B2	0	15.008	15.008
**D	DEP OF SSGA NOMUS EQUITY H1	0	13.158	13.158
**D	DEP OF SSGA NOMUS EQUITY R2	0	17.646	17.646
**D	DEP OF SSGA NOMUS EQUITY H1	0	10.174	10.174
**D	ST PF UNILEVER POS SCREENING PANEUR	0	484.200	484.200
**D	USMIA GLOBAL EQUITY	0	8.251	8.251
**D	MIRF ARROWSTREET FOREIGNI	0	114.332	114.332
**D	MIRF MFS FOREIGN LARGE	0	148.721	148.721
**D	MIRF FISHER FRN LRG	0	180.909	180.909
**D	MARANIC II LLC	0	6.657	6.657
**D	MULTI ADVISOR FUNDS INTERNATIONAL EQUITY VALUE FUND	0	56.384	56.384
**D	DEUTSCHE ASSET MANAGEMENT INVESTMENT GMBH ON BEHALF OF DEUTSCHE DCG EQ	0	23.939	23.939
**D	PRINCIPAL DIVERSIFIED SELECT REAL ASSET FUND	0	9.717	9.717
**D	TENNESSEE VALLEY AUTHORITY ASSET RETIREMENT TRUST	0	16.531	16.531
**D	VY FRANKLIN INCOME PORTFOLIO	0	10.614	10.614
**D	FFI STRATEGIES PORTFOLIO	0	3.769	3.769
**D	ALAMOSA LLC	0	1.235	1.235
**D	INTL EQUITY FUND MONDRIAN	0	1.646.394	1.646.394
**D	CANDENCE GLOBAL EQUITY FUND LP	0	529	529
**D	DRMA LTD	0	71.775	71.775
**D	C9W CITW FD PARAMETRIC	0	9.161	9.161
**D	WF FAINT STATE STREET GLOBAL SERV	0	22.880	22.880
**D	CENTRAL PENSION FUND OF THE INT. UNION OF OPERATINGENGINEERS AND PARTICIPATING EMPLOYERS	0	189.841	189.841
**D	MANULIFE MULTIFACTOR DEVELOPED INTERNATIONAL INDEX	0	16.059	16.059
**D	CERVURITE INTERNATIONAL LLC	0	20.710	20.710
**D	1975 IRREV TRUST OF C D WEYERHAEUSER	0	1.768	1.768
**D	CDW 73 IRR PARA GL	0	1.544	1.544
**D	MOTHER CABRINI HEALTH FOUNDATION, INC.	0	35.397	35.397
**D	BARNARD COLLEGE	0	7.629	7.629
**D	JOHN M MC DONOUGH IRAR MAN AND NAPIER	0	710	710
**D	G MCLACHLAN DECL TR-MANNING-NAPIER	0	1.051	1.051
**D	J MCCARTNEY 12-30-97 MANNING-NAPIER	0	1.004	1.004
**D	J HANSEN REV TR 4 29 81 MANNING	0	2.407	2.407
**D	PATRICK R HANS MANNING AND NAPIER	0	513	513
**D	GRUSECKI NEXGEN LLC MANNING AND NAPIER	0	1.263	1.263
**D	GOLDER 2007 FAM TR MANNING AND NAPIER	0	1.328	1.328
**D	THOMAS C GAPUTIS REV TR MANNING	0	880	880
**D	WILLIAM FOOTE 95 TR MANNING AND NAPIER	0	849	849
**D	L BUONANNO TR TEMPLE SMITH SR M AND N	0	2.929	2.929


8457 1686

LISTA ESITO DELLE VOTAZIONE

Oggetto: Nomina dei Sindaci.

FAVOREVOLI alla LISTA 1

Badge	Regione Sociale	Proprio	Delega	Totale
**D	OPUS FINANCIAL LLC MANNING AND NAPIER	0	5.264	5.264
**D	CJB FAMILY TR 06-15-00-MANNING	0	2.380	2.380
**D	CJB CRUT II 11 27 06 MANNING	0	1.660	1.660
**D	CJB CRUT 5 1 01 MANNING	0	3.152	3.152
**D	JEFFREY S ARONIN REV TRUST SUB	0	3.166	3.166
**D	TANGLIN CLAYMORE LLC MANNING	0	794	794
**D	CATHERINE SLARK TR MANNING AND NAPIER	0	728	728
**D	OLIVE MC KATHY 2009 TRUST-MANNING	0	830	830
**D	BUNRATTY HOLDINGS, LLC-MANNING INTL	0	638	638
**D	THE MALUTH FAMILY TRUST-MANNING-SUB	0	904	904
**D	FANCELLI FDN, INC. (SPECIAL)-MANNING	0	1.475	1.475
**D	DEBORAH A. SCHMIDT REV TR-MANNING	0	749	749
**D	J G FENCIK TR-MANNING AND NAPIER SUB	0	1.916	1.916
**D	R C DELL TRUST MANNING AND NAPIER ADV	0	950	950
**D	JAMES J BAKKE 1987 TRUST MANNING	0	2.937	2.937
**D	ALMEIDA FAMILY LEGACY TR MANNING	0	596	596
**D	ELIZABETH E. RIORDAN 1997 TR MANNING	0	1.149	1.149
**D	B4306 FRB M LUND REV TR	0	1.639	1.639
**D	VOLUNTARY EMPLOYEES BENEFICIARY ASSOCIATION SOUTHERN CALIFORNIA EDISON COMPANY	0	8.034	8.034
**D	THE MANUFACTURERS LIFE INSURANCE COMPANY	0	12.281	12.281
**D	MORRIS 1992 GIFT TR FOR ELLEN M AND N	0	1.770	1.770
**D	A BERGDOLL REV TR MANNING AND NAPIER	0	747	747
**D	QUIGG VENTURES LLC MANNING AND NAPIER	0	997	997
**D	INVESCO MARKETS II PLC	0	8.620	8.620
**D	WILM MULTI MGR ALT ED ANALYTIC INV	0	21.499	21.499
**D	ARROWSTREET COLLECTIVE INVESTMENT TRUST	0	42.325	42.325
**D	RWSF CIT EAFE	0	536.877	536.877
**D	RWSF CIT ACWIEKUS	0	471.357	471.357
**D	FISHER INVESTMENTS INSTITUTIONAL GROUP ESG STOCK FUND FOR RETIREMENT PLANS	0	61	61
**D	FISHER INVESTMENTS INSTITUTIONAL GROUP STOCK FUND FOR RETIREMENT PLANS	0	58	58
**D	GLOBAL ATLANTIC GOLDMAN SACHSGLOBAL EQUITY INSIGHTS PORTFOLIO	0	2.972	2.972
**D	GLOBAL ATLANTIC BLACKROCK DISCIPLINED INTERNATIONAL CORE PORTFOLIO	0	3.871	3.871
**D	SHELL CANADA 2007 PENSION PLAN	0	31.629	31.629
**D	FIDELITY SALEM STREET TRUST FIDELITY SAI INTERNATIONAL INDEX FUND	0	999.834	999.834
**D	SHELL CANADA 2007 PENSION PLAN 400	0	23.127	23.127
**D	TEXAS UTILITIES QUAL NDT PARTNERSHIP	0	4.545	4.545
**D	RCB AVOIRS-FIA	0	20.790	20.790
**D	RCB AVOIRS-OPCVM	0	655.500	655.500
**D	ZVK DEAN-SPK	0	72.000	72.000
**D	RCB OMIBUS	0	17.545	17.545
**D	APAS INV SERVICESMONDRYAN INV	0	84.263	84.263
**D	UNO INVESTMENT PARTNERSHIP COMPANY	0	1	1
**D	ADVANCED SERIES TRUST AST T ROME PRICE GROWTH OPPORTUNITIES PORTFOLIO GATEWAY CENTER	0	118.259	118.259



Azionisti in delega:

84573 4687

84573/1688

LISTA ESITO DELLE VOTAZIONE

Oggetto: Nomina dei Sindaci.

FAVOREVOLI alla LISTA I

Badge	Ragione Sociale	Proprio	Delega	Totale
**D	AST TRP DIVERS REAL GWTH PORT FDMO	0	6.128	6.128
**D	GREAT WEST CORE STRATEGIES INTERNATIONAL EQUITY FUND	0	8.861	8.861
**D	DT INTERNATIONAL STOCK INDEX FUND	0	112.646	112.646
**D	NATWEST TDS DEP BNYM RM GIO EQ FUND	0	5.281	5.281
**D	THE NATURE CONSERVANCY WORLDWIDE OFFICE	0	7.061	7.061
**D	GS TACS MARKET CONTINUOUS INTERNATIONAL	0	123.960	123.960
**D	NON US EQUITY MGRS PORT 4 LSV	0	132.100	132.100
**D	UNEMPLOYMENT PENSION FUND	0	19.467	19.467
**D	THE BANK OF NEW YORK MELLON (INTERNATIONAL) LIMITED AS TRUSTEE FOR LIONTRUST EUROPEAN INCOME FUND	0	106.316	106.316
**D	THE BANK OF NEW YORK MELLON (INTERNATIONAL) LIMITED AS TRUSTEE FOR LIONTRUST EUROPEAN ENHANCED INCOME FUND	0	38.524	38.524
**D	NATIONAL BANK TRUST	0	169.285	169.285
**D	CADENCE GLOBAL EQUITY FUND LP	0	2.156	2.156
**D	VANGUARD EUROPEAN STOCK INDEX FUND	0	4.427.929	4.427.929
**D	WESPATH FUNDS TRUST	0	14.021	14.021
**D	VANGUARD FTSE ALL-WORLD EX US INDEX FUND	0	4.572.028	4.572.028
**D	VAERDIPAPIRFONDEN SPAINVEST INDEX	0	28.091	28.091
**D	THE HARTFORD RETIREMENT PLAN TRUST FOR US EMPLOYEES	0	43.168	43.168
**D	SUBSIDIZED SCHOOLS F FUND NORTHERN	0	25.940	25.940
**D	INTERNATIONAL EQUITY FUND	0	127.007	127.007
**D	OLD WESTBURY ALL CAP ESG FUND	0	18.406	18.406
**D	QS STRATEGIC REAL RETURN FUND	0	5.776	5.776
**D	55041 KUP GLOBALE AKTIER IV	0	4.457	4.457
**D	55002 UP EUROPAEISKE AKTIER	0	335.355	335.355
**D	KAPITALFORENINGEN EMD INVEST GLOBALE AKTIER III	0	31.905	31.905
**D	KAPITALFORENINGEN EMD INVEST GLOBALE AKTIER II	0	26.221	26.221
**D	MSAR SCHRODER	0	84.264	84.264
**D	AUTORIDADE MONETARIA DE MACAU	0	68.088	68.088
**D	XTRACKERS MSCI KOKUSAI EQUITY ETF	0	2.651	2.651
**D	BNY MELLON INTERNATIONAL EQUITY ETF	0	5.128	5.128
**D	RPTCL GRPF RAXLPEN IVAL	0	2.071.245	2.071.245
**D	IVY PROSHARES MSCI ACWI INDEX FUND	0	5.431	5.431
**D	BCT POOLED INVESTMENT FUND SERIES SMARTEUROPEAN EQUITY FUND	0	22.174	22.174
**D	STENARDSHIP FOUNDATION	0	2.359	2.359
**D	SEQUOIA FOUNDATION	0	227	227
**D	FOREST FOUNDATION	0	443	443
**D	JOHN SPEARS GRAT I OFD	0	11.225	11.225
**D	JOHN D SPEARS GRAT 1 LTD 2 D 2009 FNONANA SPEARS	0	5.225	5.225
**D	CAROL SPEARS TWKF3506002 JOHN SPEARS	0	1.975	1.975
**D	JOHN D. SPEARS REVOCABLE TRUST	0	61.500	61.500
**D	THE COMMONWEALTH FUND	0	1.536	1.536
**D	UNIVERSITY OF WISCONSIN	0	95.503	95.503
**D	PAUL ARTHUR BONDER PAGE LEIGH BONDOR JT TEN	0	711	711

LISTA ESITO DELLE VOTAZIONE

Oggetto: Nomina dei Sindaci.

FAVOREVOLI alla LISTA 1

Badge	Ragione Sociale	Proprio	Delega	Totale
**D	JULES M LASER MANNING AND MAPIER	0	650	650
**D	PANAGORA RISK PARITY MULTI ASSET MASTER FUND LTD	0	36.435	36.435
**D	R K MELLON INTERNATIONAL FUND	0	76.357	76.357
**D	RICHARD KING MELLON FDN	0	132.232	132.232
**D	NEW TRUST NUMBER ONE	0	1.114	1.114
**D	UPMC BMO FCP	0	43.704	43.704
**D	CF DV DYNAMIC GROWTH FUND	0	1.030	1.030
**D	CF DV INTERNATIONAL STOCK INDEX FUND	0	104.672	104.672
**D	THE BANK OF NEW YORK MELLON EMPLOYEE BENEFIT COLLECTIVE INVESTMENT FUND PLAN	0	1.934.606	1.934.606
**D	BNYM EB DYNAMIC GRTH MCM	0	3.907	3.907
**D	PACIFIC FUNDS DIVERSIFIED INCOME	0	816	816
**D	1895 FONDS FGR	0	405.328	405.328
**D	PRINCIPAL FUNDS INC DIVERSIFIED REAL ASSET FUND	0	182.635	182.635
**D	PHILADELPHIA GAS WORKS PENSION PLAN	0	4.154	4.154
**D	VAERDIPAPIFONDEN SPARINVEST INDEX GLOBALE AKTIER ETIK KL ID SPARINVEST	0	7.803	7.803
**D	FIRST STATE INVESTMENTS ICVC FIRST STATE DIVERSIFIED GROWTH FUND	0	729	729
**D	VOYA MULTI MANAGER INTERNATIONAL FACTORS FUND	0	66.151	66.151
**D	METRONIC DEFINED CONTRIBUTION PLAN MASTER TRUST	0	53.142	53.142
**D	BELL ATLANTIC MASTER TRUST	0	406.646	406.646
**D	EMPLOYEES RETIREMENT SYSTEM OF THE STATE OF HAWAII	0	15.833	15.833
**D	PENSION RESERVES INVESTMENT TRUST FUND	0	2.597.026	2.597.026
**D	OPERATING ENGINEERS LOCAL 101 PENSION FUND	0	39.516	39.516
**D	FLORIDA RETIREMENT SYSTEM	0	780.183	780.183
**D	BLACKROCK WORLD EX FLORIDA RET SYS	0	489.083	489.083
**D	FLORIDA RETIREMENT SYSTEM	0	50.102	50.102
**D	FLORIDA RETIREMENT SYSTEM	0	131.064	131.064
**D	EMPLOYEES RETIREMENT SYSTEM OF TEXAS	0	146.000	146.000
**D	BNYMTD BLK CONT EUR EQ TRCK PD INV	0	1.793.730	1.793.730
**D	PF INTERNATIONAL LARGE CAP FUND	0	27.943	27.943
**D	PACIFIC LIFE FUNDS PL INTERNATIONAL VALUE FUND	0	66.901	66.901
**D	BNYMTD RM GLOBAL HIGH ALPHA FUND	0	42.855	42.855
**D	PENN SERIES DEV INTL INDEX FUND	0	18.386	18.386
**D	BLL AQUIL LIFGLG3000 FMEN WHT INDFD	0	203.461	203.461
**D	AST GS MULTI ASSET PORT LIQ PDHB	0	6.745	6.745
**D	SRF PANAGORA	0	450.901	450.901
**D	UTC EDHEC BLACKROCK UNITED TECHNOLOGIES CORPORATION MASTER RETIREMENT	0	6.188	6.188
**D	TEA BLACKROCK INC INTL	0	1	1
**D	NV RBIF ALLINVESTMENT INTL EQ	0	23.313	23.313
**D	NV PERS SSGA EAFE INDEX PUBLIC EMPLOYEES RETIREMENT SYSTEM OF NEVADA	0	794.715	794.715
**D	NV PERS MELLON-CAPITAL INDEX	0	744.610	744.610
**D	LOUISIANA STATE ERS HONDRIAN LG CAP	0	433.004	433.004
**D	LOUISIANA STATE ERS MSCI EXUS INDEX	0	137.602	137.602
**D	ENSIIGN PEAK FISHER INVESTMENTS	0	283.626	283.626

84573/1689



LISTA ESITO DELLE VOTAZIONE

Oggetto: Nomina dei Sindaci.

FAVOREVOLI alla LISTA 1

Badge	Ragione Sociale	Proprio	Delega	Totale
**D	INS COP TREAS PWP RHUMBLINE MSCI	0	17.718	17.718
**D	CFA COP PSERS WELLINGTON COMMODITY COMMONWEALTH OF PENNSYLVANIA PUBLIC SCHOOL EMPLOYEES RETIREMENT SYSTEM	0	0	109.929
**D	CFA COP PSERS ACWI X US INDEX	0	322.964	322.964
**D	INTERNATIONALE KAPITALANLAGESELFSCHAFT MBH ACTING FOR ACCOUNT OF INKA PBEAKK	0	82.426	82.426
**D	INTERNATIONALE KAPITALANLAGESELFSCHAFT MBH ACTING FOR ACCOUNT OF INKA PBEAKK	0	10.108	10.108
**D	UPMC BMO PENSION	0	41.713	41.713
**D	UPMC BMO	0	28.891	28.891
**D	FLORIDA BIRTH RELATED NEUROLOGICAL INJURY COMPENSATION ASSOCIATION	0	35.051	35.051
**D	FRANKLIN FUND ALLOCATOR SERIES FRANKLIN INTERNATIONAL CORE EQUITY I0 FUND	0	204.667	204.667
**D	ADEPT INVESTMENT MANAGEMENT PLC	0	149.003	149.003
**D	CEP DEP IP EURO EX UK ENH IND FD	0	2.452	2.452
**D	VIRGINIA RETIREMENT SYSTEM	0	648.789	648.789
**D	PMPT INKA FONDS	0	91.976	91.976
**D	PMPT INKA FONDS	0	67.330	67.330
**D	DUKE ENERGY QUALIFIED NUCLEAR DECOMMISSIONING	0	110.016	110.016
**D	PUBLIC EMPLOYEES RETIREMENT SYSTEM OF MISSISSIPPI	1	1	1
**D	INDIANA UNIVERSITY FOUNDATION SHOWALTER HOUSE	0	55.053	55.053
**D	INDIANA PUBLIC RETIREMENT SYSTEM	0	357.479	357.479
**D	ZOETWAREN ROBECO MANAGED	0	44.405	44.405
**D	METROPOLITAN LIFE INSURANCE COMPANY	0	135.256	135.256
**D	METROPOLITAN LIFE INSURANCE COMPANY	0	16.599	16.599
**D	ENERGY INSURANCE MUTUAL LIMITED	0	13.905	13.905
**D	PRUDENTIAL INVESTMENT PORTFOLIO 2 PRUDENTIAL QMA INTEL DEVELOPED MRKTS INDEX FUND	0	8.485	8.485
**D	AL TRUST AKTIEN EUROPA SPK	0	18.779	18.779
**D	UPS GROUP TRUST	0	104.529	104.529
**D	UMC BENEFIT BOARD INC	0	124.410	124.410
**D	SOUTH CAROLINA RETIREMENT SYSTEMS GROUP TRUST	0	117.110	117.110
**D	THE STATE OF CONNECTICUT ACTING THROUGH ITS TREASURER	0	412.243	412.243
**D	BOARD OF PENSIONS OF THE EVANGELICAL LUTHERAN CHURCH IN AMERICA	0	1.126	1.126
**D	THE BANK OF NEW YORK MELLON CORPORATION RETIREMENT PLANS MASTER TRUST	0	102.534	102.534
**D	SCHOOL EMPLOYEES RETIREMENT SYSTEM OF OHIO	0	358.852	358.852
**D	PUBLIC EMPLOYEES RETIREMENT ASSOCIATION OF NEW MEXICO	0	98.961	98.961
**D	STICHTING BEDRIJFSPENSIOENFONDS VOOR	0	58.928	58.928
**D	KAPITALFORENINGEN INVESTIN PRO	0	9.436	9.436
**D	POWERSHARES S AND P INTERNATIONAL DEVELOPED HIGH DIVIDEND LOW VOLATILITY PORTFOLIO	0	14.298	14.298
**D	STATE OF WISCONSIN INVESTMENT BOARD	0	1.430.771	1.430.771
**D	DEUTSCHE MKRS MSCI ALL WORLD HDG	0	12.515	12.515
**D	EMPLOYEES RETIREMENT SYSTEM OF TEXAS	0	224.993	224.993
**D	AIF KAP SI II VALUE AKTIER	0	31.275	31.275
**D	NKB SI VALUE EUROPA	0	289.939	289.939
**D	NKB SII GLOBAL AKTIER MIN RISIKO	0	151.515	151.515
**D	NKB SII EUROPE VALUE	0	87.860	87.860

84573/1690

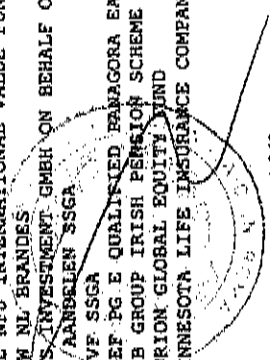
LISTA ESITO DELLE VOTAZIONE

Oggetto: Nomina dei Sindaci.

FAVOREVOLI alla LISTA 1

Badge	Regione Sociale	Proprio	Delega	Totale
**D	NKB SI VALUE AKTIER	0	379.131	379.131
**D	NKB SI CUMULUS VALUE	0	38.224	38.224
**D	IQ CANDRIAM ESG INTERNATIONAL EQUITY ETF	0	13.110	13.110
**D	NON US EQUITY MANAGERS PORTFOLIO 1 SERIES	0	44.918	44.918
**D	BOK KIC GEEQ2 0	0	5.546	5.546
**D	BOK MCM DM PEQ	0	1	1
**D	BOK KIC GPEQO	0	20.626	20.626
**D	THE GOVERNMENT EMPLOYEES PENSION FUND GEPP	0	28.885	28.885
**D	GAMMA EMIRATES INVESTMENTS LLC	0	50.347	50.347
**D	CEP DEP IP GLOBAL EX UK ENRAN IND	0	5.764	5.764
**D	PS FTSE LO BT EQ WT PORT	0	1.894	1.894
**D	IQ GLOBAL RESOURCES ETF	0	7.705	7.705
**D	PUBLIC EMPLOYEES RETIREMENT SYSTEM OF MISSISSIPPI	0	1	1
**D	POWERSHARES S AND P GLOBAL EX CANADA HIGH DIVIDEND LOW VOLATILITY INDEX ETF	0	8.177	8.177
**D	EMPLOYEES RETIREMENT TRUST OF BANK OF MONTREAL HARRIS	0	63.564	63.564
**D	HRCD RPMT HAP RHUMBLINE EAFE	0	791	791
**D	BOK KIC GAEQ16	0	68.276	68.276
**D	AOHIT HAI RHUMBLINE EAFE THE ARCHDIOCESE OF HARTFORD INVESTMENT TRUST	0	1.184	1.184
**D	PFI INTL EQUITY INDEX FUND	0	207.951	207.951
**D	BNYTD CF PURISIMA EAFE TOTAL RTN FD	0	3.506	3.506
**D	INVESCO STRATEGIC DEVELOPED EX-US ETF	0	94.027	94.027
**D	BANK OF KOREA	0	189.222	189.222
**D	ALLSTATE LIFE INSURANCE COMPANY	0	336.512	336.512
**D	BNYMTCIL PS ST HIDVIMVI UCITS ETF	0	39.578	39.578
**D	GREAT WEST INTERNATIONAL INDEX FUND	0	183.053	183.053
**D	PS FTSE RAFI DEVEL MAR EX US PORT	0	541.252	541.252
**D	POWERSHARES GLOBAL FUNDS IRELAND PLC	0	11.613	11.613
**D	PS FTSE RAFI EU UCITS ETF BNYMTCIL	0	5.613	5.613
**D	56053 IP GLOBAL EQUITIES I	0	127.861	127.861
**D	THE LONDON BOROUGH OF BROMLEYSUPERANNUATION FUND	0	140.399	140.399
**D	WILMINGTON MULTIMANAGER INTERNATIONAL FUND	0	26.745	26.745
**D	BNYMTCIL GLG EUROPEAN EQ ALTER TRAD	0	115.884	115.884
**D	FT DOM JONES GLOBAL SEL DIV IND FD	0	277.045	277.045
**D	ADVANCED SERIES TRUST AST NEW DISCOVERY ASSET	0	62.024	62.024
**D	AZL NFJ INTERNATIONAL VALUE FUND	0	18.784	18.784
**D	DOM NL BRANDES	0	145.718	145.718
**D	DWS INVESTMENT GMBH ON BEHALF OF DEAM FONDS ZDV	0	44.444	44.444
**D	CZ/AARBELEN SSGA	0	30.092	30.092
**D	PGVF SSGA	0	2.862	2.862
**D	PSEF PG E QUALIFIED PANGORA EAFE	0	51.657	51.657
**D	AIB GROUP IRISH PENSION SCHEME AIB	0	36.946	36.946
**D	AURION GLOBAL EQUITY FUND	0	8.873	8.873
**D	MINNESOTA LIFE INSURANCE COMPANY	0	29.773	29.773

84573/1691



84573/1692

LISTA ESITO DELLE VOTAZIONE

Oggetto: Nomina dei Sindaci.

FAVOREVOLI alla LISTA 1

Badge	Regione Sociale	Proprio	Delega	Totale
**D	HIGF HGHID PBINF WLGYN CF	0	14.706	14.706
**D	HGHF HGHLD PBINF WLGTM	0	29.766	29.766
**D	CITY OF NEW YORK DEFERRED COMPENSATION PLAN	0	1.080.117	1.080.117
**D	VANGUARD INTL HIGH DIV YLD INDEX FD	0	459.042	459.042
**D	NSNF PARA EAFE PI 2	0	7.912	7.912
**D	NSNF PARA EAFE PI 1	0	6.478	6.478
**D	NSNF PARA EAFE MONTI	0	14.223	14.223
**D	INVESCO FUNDS	0	2.975	2.975
**D	PUBLIC EMPLOYEE RETIREMENT SYSTEM OF IDAHO	0	829.661	829.661
**D	RAYTHEON MASTER PENSION TRUST	0	77.687	77.687
**D	PITTSBURGH THEOLOGICAL SEMINARY OF THE PRESBYTERIAN CHURCH	0	9.280	9.280
**D	PUBLIC EMPLOYEE RETIREMENT SYSTEM OF IDAHO	0	469.438	469.438
**D	PUBLIC EMPLOYEE RETIREMENT SYSTEM OF IDAHO	0	136.072	136.072
**D	LAWRENCE LIVERMORE NATIONAL SECURITY LLC AND LOS ALAMOS NATIONAL SECURITY LLC DEFINED BENEFIT PENSION TRUST	0	0	0
	75.056	75.056		
**D	HRMF MFS INSTITUTIONAL AD	0	60.563	60.563
**D	ALASKA PERMANENT FUND CORPORATION	0	657.895	657.895
**D	3M ERIP RAFI EAFE	0	127.189	127.189
**D	AP7 EQUITY FUND	0	2.590.395	2.590.395
**D	RZSP3002 NON US EQ MONDRIAN	0	354.092	354.092
**D	COUNTY EMPLOYEES ANNUITY AND BENEFIT FUND OF COOK COUNTY	0	100.023	100.023
**D	QSBF PANAGORA	0	45.997	45.997
**D	DEUTSCHE XTRK MSCI STH EUR HDX ETF	0	2.508	2.508
**D	AZL INTERNATIONAL INDEX FUND	0	271.784	271.784
**D	MONDRIAN EMERGING MARKETS EQUITY TREASURER OF THE STATE OF NORTH CAROLINA EQUITY INVESTMENT FUND POOLED TRUST	0	0	0
	3.671.770	3.671.770		
**D	BLACKROCK ACWI USIMI	0	790.790	790.790
**D	WELLINGTON DIVERSIFIED INTL	0	1.089.847	1.089.847
**D	DIOCESE OF VENICE PENSION PLAN AND TRUST	0	3.387	3.387
**D	UFJF MCM MSCI WORLD FD	0	31.610	31.610
**D	FIRE AND POLICE PENSION ASSOCIATION OF COLORADO	0	44.662	44.662
**D	ROWE GT ALPHATEAFE	0	95.697	95.697
**D	WF AND CO CASH PLAN MONDN INV PT	0	498.231	498.231
**D	ALICNY BLACKROCK GBL EQUITY	0	9.807	9.807
**D	GS KOKUSAI EQTY MASTER FD BNYMTCIL	0	18.241	18.241
**D	IOWA PUBLIC EMPLOYEES RETIREMENT SYSTEM	0	782.890	782.890
**D	IOWA PUBLIC EMPLOYEES RETIREMENT SYSTEM	0	237.405	237.405
**D	FIDELITY PURITAN TRUST FIDELITY LOW PRICED STOCK K6 FUND	0	391.633	391.633
**D	AL TRUST H3 FONDS SPK	0	133.357	133.357
**D	AL TRUST FONDS SF 7 SPK	0	259.191	259.191
**D	SHELL PENSION TRUST	0	52.869	52.869
**D	TENNESSEE VALLEY AUTHORITY	0	43.987	43.987
**D	LEIF FISHER ASSET MGMT	0	73.070	73.070

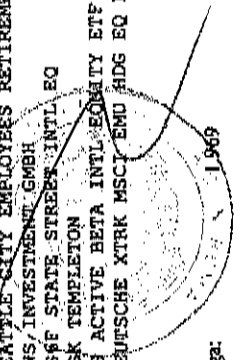
LISTA ESITO DELLE VOTAZIONE

Oggetto: Nomina dei Sindaci.

FAVOREVOLI alla LISTA 1

Badge	Ragione Sociale	Proprio	Delega	Totale
**D	SHELL PENSION TRUST	0	81.699	81.699
**D	MNVF SSGA INTL EQUITY	0	12.781	12.781
**D	CTJ RE STANLIB GLOBAL EQUITY FD AB	0	24.089	24.089
**D	BNYFD CF CANLIFE GLOBAL EQ INC FUND	0	45.978	45.978
**D	PEI OVERSEAS FD PMC	0	131.945	131.945
**D	FFI GLOBAL DIV INCOME FD PGI VALUE	0	108.970	108.970
**D	VY TEMPLETON FOREIGN EQUITY	0	238.778	238.778
**D	VOYA INTERNATIONAL HIGH DIVIDEND EQUITY INCOME FUND	0	25.871	25.871
**D	PGTF DR NON US EQUITY GT	0	45.475	45.475
**D	DBX FTSE DEV EX US COMP FACTOR	0	1.475	1.475
**D	DEUTSCHE XTRKS MSCI EAFE CCYHGD	0	755.568	755.568
**D	TGWF PANAGORA INTL EQ	0	15.004	15.004
**D	FARMERS GROUP INC 401 K SAVINGS PLAN	0	285.510	285.510
**D	ROWF GT ALPHATEXUS	0	309.140	309.140
**D	ROWF GT ACWI EX US	0	1.343.141	1.343.141
**D	SBSA GEPF BLACKROCK EQUITY	0	233.515	233.515
**D	BOA PENSION PLAN MONDRIAN	0	748.538	748.538
**D	BELLSOUTH CORP RFA VEBB TRUST	0	37.633	37.633
**D	SPARTAN INTL INDEX	0	4.906.028	4.906.028
**D	TITF PANAGORA DYN INTL EQ	0	4.912	4.912
**D	BOA PENSION SSGA	0	127.027	127.027
**D	SCEF MONDRIAN	0	183.609	183.609
**D	SAEF SCE PANAGORA QUAL	0	78.848	78.848
**D	CISF TEMPLETON	0	66.271	66.271
**D	ECBSEG	0	116.194	116.194
**D	BNYM INTL EQUITY INCOME FUNDD	0	211.370	211.370
**D	DREYFUS INDEX FUNDS INC DREYFUS INTERNATIONAL STOCK INDEX FUND	0	102.842	102.842
**D	BLL AQUILA LIFE FTSE RAFI DEVELOPED	0	640.860	640.860
**D	BLL AQUILA LIFE FTSE MSCI EURO CCYHGD	0	155.579	155.579
**D	POWERSHARES PUREBETA FTSE DEVELOPED EX NORTHAMERICA PORTFOLIO	0	387	387
**D	BLL AQUILA LIFE EUROPEAN EQUITY	0	1.652.339	1.652.339
**D	BLL AQUILA LIFE GLOBAL MINIMUM	0	491.767	491.767
**D	AIF 21104 LPI AKT EUROPA II	0	66.135	66.135
**D	INVESTINGFORENINGEN LAEGERNES INVEST.	0	34.597	34.597
**D	AFBA-LABOR SELECT INTL EQ	0	18.273	18.273
**D	SEMPRA ENERGY PENSION MASTER TRUST	0	695.679	695.679
**D	SEATTLE CITY EMPLOYERS RETIREMENT SYSTEM	0	73.513	73.513
**D	DWS/INVESTMENT GMBH	0	28.049	28.049
**D	PS&F STATE STREET INTL EQ	0	867.458	867.458
**D	GSK TEMPLETON	0	192.062	192.062
**D	GS ACTIVE BETA INTL EQUITY ETF	0	90.105	90.105
**D	DEUTSCHE XTRK MSCI EMU HDG EQ ETF	0	220.764	220.764
**D		0	12.004	12.004

1/1693



LISTA ESITO DELLE VOTAZIONE

Oggetto: Nomina dei Sindaci.

FAVOREVOLI alla LISTA 1

Badge	Ragione Sociale	Proprio	Delega	Totale
**D	GS ACTIVEBETA EUROPE ETF	0	3.624	3.624
**D	IQ 50 PERCENT HEDGED FTSE EURO ETF	0	2.492	2.492
**D	IQ 50 PERCENT HEDGED FTSE INTL ETF	0	51.255	51.255
**D	ALLSTATE INSURANCE CO BLACKROCK	0	22.733	22.733
**D	INVESCO S AND P EUROPE 350 EQUAL WEIGHT INDEX ETF	0	977	977
**D	INTERNATIONALE KAPITALANLAGEGESELLSCHAFT MBH	0	20.602	20.602
**D	KAPITALANLAGEGESELLSCHAFT MBH	0	100.345	100.345
**D	THE AMERICAN UNIVERSITY IN CAIRO	0	4.946	4.946
**D	CC COL EAFE Q UN 2	0	7.000	7.000
**D	MINISTERS AND MISSNRES BENEFIT BRD OF AMERICAN BP*ST CHURCHES	0	24.552	24.552
**D	VOYA BALANCED PORT INTL VALUE	0	8.791	8.791
**D	VOYA INTERNATIONAL INDEX PORTFOLIO	0	427.400	427.400
**D	CC COL EAFE Q UN 1	0	4.900	4.900
**D	NMPP COL EAFE NMP Q	0	11.300	11.300
**D	DAEC Q SSGA INTL TC	0	4.795	4.795
**D	DAEC NQ SSGA TAX	0	3.415	3.415
**D	MI FONDS K10 SPK	0	60.161	60.161
**D	CITIBANK NEW YORK A.D.R. DEPT	0	22.128.358	22.128.358
**D	CITIBANK NEW YORK A.D.R. DEPT	0	12.732.072	12.732.072
**D	CITIBANK NEW YORK A.D.R. DEPT	0	40.068	40.068
**D	CITIBANK NEW YORK A.D.R. DEPT	0	470.650	470.650
**D	CITIBANK NEW YORK A.D.R. DEPT	0	1.839.730	1.839.730
**D	LA BANQUE POSTALE A M. ARCALIS	0	15.096	15.096
**D	HALEVY A3	0	166.001	166.001
**D	LYXOR MSCI EUROPE UCITS ETF	0	255.531	255.531
**D	LYX EUR STOXX 50 (DR) U E	0	2.116.873	2.116.873
**D	LYXOR INDEX FUND EURO	0	5.311	5.311
**D	LYXOR EURO STOXX 300 (DR)	0	264.187	264.187
**D	LYXOR STOXX EUROPE 600 (DR)	0	321.186	321.186
**D	LYX FTSE EUR MIN VAR UC ETF	0	7.233	7.233
**D	MUL - LYXOR ITALIA EQUITY PIR	0	62.868	62.868
**D	LIF - LYXOR MSCI EMU VALUE DR	0	113.784	113.784
**D	LYXOR CORE MSCI EMU DR UCITS	0	123.482	123.482
**D	LYXOR CORE MSCI WORLD (DR) UCI	0	36.209	36.209
**D	LYXOR MSCI EUROPE CLIMATE	0	117	117
**D	LYXOR MSCI WORLD CLIMATE	0	69	69
**D	LYXOR EURO STOXX 50 (DR)	0	96.897	96.897
**D	RWC FUNDS	0	430.043	430.043
**D	SEI GLOBAL MASTER FUND PIC- TH	0	34.327	34.327
**D	ALLIANCEBERNSTEIN FUND DYNAMIC	0	9.268	9.268
**D	KOKUSAI EQUITY INDEX FUND	0	61.642	61.642
**D	CONSULTING GROUP CAPITAL MARKE	0	60.759	60.759
**D	TRUST AND CUSTODY SERVICES BAN	0	14.982	14.982

84573/1694

LISTA ESITO DELLE VOTAZIONE

Oggetto: Nomina dei Sindaci.

FAVOREVOLI alla LISTA 1

Badge	Ragione Sociale	Proprio	Delega	Totale
**D	CONSULTING GROUP CAPITAL MARKE	0	322.840	322.840
**D	MULTI-ASSET ENHANCED VALUE FUN	0	980	980
**D	SEI GLOBAL MASTER FUND PLC - T	0	50.740	50.740
**D	BRIDGE BUILDER INTERNATIONAL E	0	5.768.510	5.768.510
**D	BRIDGE BUILDER INTERNATIONAL	0	5.832.596	5.832.596
**D	BLACKROCK GLOBAL SMALLCAP FUND	0	4.225	4.225
**D	LOWBARD ODIER FUNDS EUROPE RESPONSIBLE EQUITY ENHANCED	0	22.176	22.176
**D	SEAYOND EQUITY FACTOR INVESTING EUROPE	0	2.542	2.542
**D	SEAYOND EUROPE MARKET NEUTRAL	0	6.078	6.078
**D	RCO LUX MONTJOLY INVEST POOL RCG	0	3.400	3.400
**D	SEAYOND EUROPE MINVOL	0	420.548	420.548
**D	EDR FUND GLOBAL VALUE	0	139.400	139.400
**D	EDMOND DE ROTHSCHILD FUND EQUITY EURO CORE	0	513.740	513.740
**D	VISION FUND-EUROPE CORE	0	90.790	90.790
**D	CNPASSURANCES	0	3.391.758	3.391.758
**D	REGARD SELECTIF ACTIONS MONDE	0	25.000	25.000
**D	REGARD ACTIONS DEVELOPPEMENT DURABLE	0	200.000	200.000
**D	REGARD SELECTIF ACTIONS EUROPEENNES	0	370.000	370.000
**D	ARRCO QUANT 2	0	82.823	82.823
**D	EDMOND DE ROTHSCHILD ASSET MANAGEMENT	0	242.470	242.470
**D	PEYREAU	0	8.000	8.000
**D	FJD	0	7.500	7.500
**D	UNIVERS CNP 1	0	87.271	87.271
**D	NATEXIS PERFORMANCE 09	0	42.694	42.694
**D	AAE MG	0	40.000	40.000
**D	VILLIERS DIAPASON	0	29.082	29.082
**D	ROFONDE	0	45.000	45.000
**D	USP ACTIONS EURO RENDEMENT	0	50.688	50.688
**D	HAMELIN DIVERSIFIE FLEX 1	0	34.000	34.000
**D	RSI ACTIONS EUROPEENNES 2	0	165.000	165.000
**D	CONTI DIVERSIFIE	0	62.200	62.200
**D	ARRCO LONG TERME B NATIXIS INVEST MANAGERS INTERNAT	0	105.655	105.655
**D	ELAN ORCHESTRA	0	8.000	8.000
**D	EGEPARGNE 2	0	34.100	34.100
**D	IBM H	0	3.300	3.300
**D	R PHARMA DVSF	0	70.000	70.000
**D	BOURBON 1 ROTHSCHILD ET CIE GESTION	0	106.000	106.000
**D	SAFRAN DYNAMIQUE	0	28.285	28.285
**D	SAFRAN MIXTE SOLIDAIRE	0	5.825	5.825
**D	CNF TOCQUEVILLE VALUE EUROPE ISR	0	280.485	280.485
**D	LBPAM ACTIONS OPTI INDICE EURO	0	12.671	12.671
**D	LBPAM STRATEGIE REA	0	70.311	70.311
**D	LBPAM ACTIONS EUROPE	0	66.266	66.266

84573/1695



LISTA ESITO DELLE VOTAZIONE
 Oggetto: Nomina dei Sindaci.

FAVOREVOLI alla LISTA 1

Badge	Ragione Sociale	Proprio	Delega	Totale
**D	LBPAM STRATEGIE PEA 1	0	49.810	49.810
**D	TONI ACTIONS 100	0	137.731	137.731
**D	VIVACCIO ACTIONS	0	938.062	938.062
**D	LBPAM ACTIONS INDICE EURO	0	407.087	407.087
**D	LBPAM ACTIONS 80	0	133.250	133.250
**D	LBPAM ACTIONS EUROPE MONDE	0	88.781	88.781
**D	REGARD ACTIONS EURO	0	400.000	400.000
**D	INDOSUEZ EUROPE PATRIMOINE	0	160.000	160.000
**D	INDOSUEZ EUROPE RENDEMENT	0	25.000	25.000
**D	INDOSUEZ ALLOCATION PEA	0	124.040	124.040
**D	ING RENDEMENT EUROPE	0	72.000	72.000
**D	ABN AMRO TOTAL RETURN GLOBAL	0	4.350	4.350
**D	SEYOND ACTIONS EUROPEENES	0	167.888	167.888
**D	CNP ASSUR VALUE ET MOMENTUM	0	42.508	42.508
**D	NATIXIS LCR ACTIONS EURO	0	78.152	78.152
**D	DORVAL CONVICTIONS	0	76.543	76.543
**D	DORVAL CONVICTIONS PEA	0	31.608	31.608
**D	UNIGESTION	0	18.000	18.000
**D	SEYOND EQUITY FACTOR INVESTING EURO	0	7.227	7.227
**D	BBM V-FLEX	0	59.136	59.136
**D	LA BANQUE POSTALE ASSET MANAGEMENT	0	2.912	2.912
**D	ECOFI ACTIONS SCR	0	17.874	17.874
**D	RENDEMENT DIVERSIFIE M	0	29.623	29.623
**D	EDMOND DE ROTHSCHILD EQUITY EUROPE SOLVE	0	277.552	277.552
**D	EDMOND DE ROTHSCHILD ASSET MANAGEMENT (EDRAM)	0	43.610	43.610
**D	EPOQUE	0	137.770	137.770
**D	EUROPA	0	270.000	270.000
**D	UNION INVESTMENT LUXEMBOURG SA	0	342.031	342.031
**D	MAN MULTI-STRATEGY MASTER FUND C/O MAN SOLUTIONS LTD	0	15	15
**D	MAN QUALIFYING INVESTOR FUNDS PLC-MAN GLG ELS MASTER QIF C/O GLG PARTNERS LP	0	67	67
**D	GLG EUROPEAN LONG-SHORTFUND C/O GLG PARTNERS LP	0	26	26
**D	MAN FUNDS XII SPC - MAN 1783 II SP MAPLES CORPORATE SERVICES LIMITED	0	3.723	3.723
**D	MAN GLG TOPAZ LIMITED C/O GLG PARTNERS LP	0	34	34
**D	AHL INSIGHT LIMITED	0	230	230
**D	JANA PASSIVE GLOBAL SHARE TRUST	0	129.923	129.923
**D	MLC INVESTMENTS, MLC LIMITED	0	202.581	202.581
**D	VICTORIAN SUPERANNUATION FUND	0	81.276	81.276
**D	CARE SUPER	0	324.814	324.814
**D	TASPLAN SUPERANNUATION FUND.	0	96.530	96.530
**D	EQUIPSUPER	0	162.628	162.628
**D	AUSTRALIAN NATIONAL UNIVERSITY	0	65.573	65.573
**D	KL EUROSTOXX50 DB	0	47.431	47.431
**D	UBS FUNDMANAGEMENT	0	90.190	90.190


LISTA ESITO DELLE VOTAZIONE

Oggetto: Nomina del Sindaci.

FAVOREVOLI alla LISTA 1

Badge	Ragione Sociale	Proprio	Delega	Totale
**D	BAPTIST FOUNDATION OF TEXAS DBA HIGHGROUND ADVISORS	0	147.447	147.447
**D	BERESFORD FUNDS PLC - SETANTA INCOME OPPORTUNITIES FUND	0	17.699	17.699
**D	BRANDES INVESTMENT PARTNERS LP.	0	107	107
**D	CITY OF LOS ANGELES FIRE AND POLICE PENSION PLAN	0	2.047.920	2.047.920
**D	ASSET MANAGEMENT EXCHANGE UCITS CCP	0	3.292	3.292
**D	STICHTING DELA DEPOSITARY AND MANAGEMENT OUDE STADSGRACHT	0	493.462	493.462
**D	STICHTING PENSIOENFONDS ING	0	107.192	107.192
**D	CAMPBELL PENSION PLANS MASTER RETIREMENT TRUST	0	65.909	65.909
**D	FRESNO COUNTY EMPLOYEES' RETIREMENT ASSOCIATION	0	71.063	71.063
**D	FIREMEN'S ANNUITY AND BENEFIT FUND OF CHICAGO	0	106.883	106.883
**D	SPARTAN GROUP TRUST FOR EMPLOYEE BENEFIT PLANS	0	900.930	900.930
**D	EDINBURGH PARTNERS GLOBAL OPPORTUNITY TRUST PLC	0	254.575	254.575
**D	FIREMEN'S RETIREMENT SYSTEM OF ST. LOUIS	0	33.261	33.261
**D	NTCC WELLINGTON EUROPE CONTRARIAN VALUE FUND	0	26.059	26.059
**D	NUCLEAR ELECTRIC INSURANCE LIMITED	0	209.736	209.736
**D	MICHELIN NORTH AMERICA INC. MASTER RETIREMENT TRUST	0	30.016	30.016
**D	USAA MASTER TRUST (PENSION AND RSP)	0	12.931	12.931
**D	BRANDES INTERNATIONAL EQUITY FUND	0	1.375.435	1.375.435
**D	IBM DIVERSIFIED GLOBAL EQUITY FUND	0	69.096	69.096
**D	NATIONAL WESTMINSTER BANK PLC AS TRUSTEE OF KES STRATEGIC INVESTMENT FUND	0	17.526	17.526
**D	EDINBURGH PARTNERS OPPORTUNITIES FUND PLC	0	39.719	39.719
**D	ELO MUTUAL PENSION INSURANCE COMPANY ELO MUTUAL PENSION INSURANCE COMPANY	0	688.346	688.346
**D	STICHTING HEINEKEN PENSIOENFONDS	0	185.358	185.358
**D	BT PENSION SCHEME LLOYDS CHAMBERS	0	5.585.453	5.585.453
**D	STICHTING PENSIOENFONDS SAGITTARIUS	0	91.864	91.864
**D	IBM PENSION PLAN	0	19.967	19.967
**D	LOTHIAN PENSION FUND	0	1.120.111	1.120.111
**D	STICHTING PENSIOENFONDS VAN DE METALEKTRO (PME)	0	1.398.215	1.398.215
**D	CHEVRON UK PENSION PLAN	0	25.074	25.074
**D	STRATHCLYDE PENSION FUND	0	3.258.194	3.258.194
**D	PUBLIC EMPLOYEES RETIREMENT ASSOCIATION OF COLORADO	0	2.462.701	2.462.701
**D	FUTURE FUND BOARD OF GUARDIANS FOR AND ON BEHALF OF THE MEDICAL RESEARCH FUTURE FUND	0	75.825	75.825
**D	FUTURE FUND BOARD OF GUARDIANS FOR AND ON BEHALF OF FUTURE FUND	0	529.441	529.441
**D	NORTHERN TRUST UCITS COMMON CONTRACTUAL FUND	0	1.079.919	1.079.919
**D	COLONIAL FIRST STATE INVESTMENT FUND 50	0	155.769	155.769
**D	COLONIAL FIRST STATE WHOLESALE INDEXED GLOBAL SHARE FUND	0	102.791	102.791
**D	MUNICIPAL EMPLOYEES' ANNUITY AND BENEFIT FUND OF CHICAGO	0	5.880	5.880
**D	UNITED NATIONS RELIEF AND WORKS AGENCY FOR PALESTINE REFUGEES IN THE NEAR EAST UNRWA HEADQUARTERS BAYADER WADI AL-SSEER A	0	5.880	5.880
		12.785		
**D	US RETIREMENT TRUST	0	31.255	31.255
**D	RETIREMENT PLAN FOR CITY OF TAMPA GENERAL EMPLOYEES	0	48.262	48.262
**D	THOMAS L. WALTON FAMILY TRUST UAD 03/19/13	0	4.652	4.652
**D	WHEELS COMMON INVESTMENT FUND	0	21.272	21.272

84573/1694



Azionisti in delega: 1.969

84573/1698

LISTA ESITO DELLE VOTAZIONE
Oggetto: Nomina dei Sindaci.

FAVOREVOLI alla LISTA 1

Badge	Ragione Sociale	Proprio	Delega	Totale
**D	VIRGINIA C.MARS REVOCABLE TRUST DATED AUGUST 6, 1991	0	2.775	2.775
**D	SAMFORD UNIVERSITY PENSION PLAN TRUST	0	2.423	2.423
**D	HRW TESTAMENTARY TRUST NO. 7	0	20.813	20.813
**D	STEUART L. WALTON FAMILY TRUST VAD 3/19/13	0	9.673	9.673
**D	EXELON CORPORATION NUCLEAR DECOMMISSION TRUST - NON TAX QUALIFIED	0	2.291	2.291
**D	CLINTON NUCLEAR POWER PLANT QUALIFIED FUND CLINTON NUCLEAR POWER PLANT QUALIFIED FUND	0	5.909	5.909
**D	DAUGHTERS OF CHARITY OF ST VINCENT DE PAUL PROVINCE OF THE WEST	0	66.865	66.865
**D	CITY OF AUSTIN EMPLOYEES RETIREMENT SYSTEM	0	3.998	3.998
**D	CULTURAL INSTITUTIONS PENSION PLAN TRUST CULTURAL INSTITUTIONS RETIREMENT SYSTEM	0	12.867	12.867
**D	DOMINION RESOURCES INC. MASTER TRUST	0	113.965	113.965
**D	JOSHUA GREEN CORPORATION 1425	0	4.035	4.035
**D	FUNDO DE PENSÕES ALAMEDA DE CARLOS D' ASSUMPCAO	0	29.766	29.766
**D	TRUST FOR THE PENSION PLAN OF THE CHUBB CORPORATION	0	79.689	79.689
**D	CYSTIC FIBROSIS FOUNDATION	0	96.839	96.839
**D	ARVEST FOUNDATION	0	1.361	1.361
**D	BECHTEL NR PROGRAM PENSION MASTER TRUST	0	24.315	24.315
**D	LTW INVESTMENTS LLC	0	217.700	217.700
**D	GUIDESTONE FUNDS INTERNATIONAL EQUITY FUND	0	661.812	661.812
**D	MASTER TRUST AGREEMENT BETWEEN PETZER INC AND THE NORTHERN TRUST COMPANY	0	764.399	764.399
**D	OLIN PENSION PLANS MASTER RETIREMENT TRUST	0	21.034	21.034
**D	NNPP CONTRACTOR DB MASTER TRUST	0	180.801	180.801
**D	NEW CHURCH INVESTMENT FUND	0	2.696	2.696
**D	JCW 1987 ARTICLE II DESC TRUST FBO JMW DTD 1/1/2012	0	1.102	1.102
**D	ALICE A PROIETTI FAMILY TRUST VAD 09/27/13	0	5.374	5.374
**D	JCW 1987 ARTICLE II DESC TRUST FBO TJW	0	1.080	1.080
**D	HONG KONG SAR GOVERNMENT EXCHANGE FUND	0	3.463.213	3.463.213
**D	BEAT DRUGS FUND ASSOCIATION	0	3.668	3.668
**D	HOSPITAL AUTHORITY PROVIDENT FUND SCHEME	0	341.238	341.238
**D	PUBLIC PENSION AGENCY	0	628.856	628.856
**D	BRANDES GLOBAL EQUITY INCOME FUND	0	2.589	2.589
**D	BRANDES GLOBAL EQUITY FUND	0	305.548	305.548
**D	OVERSTONE COMMON CONTRACTUAL FUND	0	756.241	756.241
**D	HPE GLOBAL EQUITY SUB FUND	0	1.543.808	1.543.808
**D	OVERSTONE FUND PLC	0	1.854.403	1.854.403
**D	ILA CLI FUND 2011	0	22.083	22.083
**D	ORIZABA, LP	0	17.955	17.955
**D	OMEGA FFIP LIMITED PARTNERSHIP	0	574	574
**D	82A HOLDINGS, LLC	0	1.023	1.023
**D	LFW GROUP HOLDINGS, LLC	0	161.739	161.739
**D	LEHMAN-STAMM FAMILY PARTNERS LLC LEHMAN-STAMM FAMILY PARTNERS LLC	0	891	891
**D	LAKE AVENUE INVESTMENTS LLC	0	92.703	92.703
**D	THE JBUT MASTER INVESTMENT PARTNERSHIP LLP C/O JACOBUS WEALTH MANAGEMENT	0	34.728	34.728
**D	NTGI-QM COMMON DAILY EAFE INDEX FUND - NON LENDING	0	257.033	257.033

LISTA ESITO DELLE VOTAZIONE

Oggetto: Nomina dei Sindaci.

FAVOREVOLI alla LISTA 1

Badge	Ragione Sociale	Proprio	Delega	Totale
**D	B01 INVESTMENTS LLC	0	119.100	119.100
**D	PRO-GEN INVESTMENTS LLC	0	35.740	35.740
**D	MALACHITE 35 TRUST	0	6.068	6.068
**D	SHIMODA HOLDINGS, LLC	0	2.301	2.301
**D	FCM INTERNATIONAL LLC	0	8.743	8.743
**D	NTGI-QM COMMON DAILY ALL COUNTRY WORLD EX-US INVESTABLE MARKET INDEX FUND - NON LENDING	0	75.546	75.546
**D	MA 94 B SHARES, LP	0	93.687	93.687
**D	RDM LIQUID LLC	0	39.122	39.122
**D	CINDY SPRINGS, LLC	0	39.959	39.959
**D	SENTINEL INTERNATIONAL FUND	0	36.194	36.194
**D	SALIX, LLC	0	11.130	11.130
**D	SLW PORTFOLIO, LLC	0	83.683	83.683
**D	WAM INVESTMENTS, LLC	0	7.382	7.382
**D	GLOBAL BOND FUND WAYCROSSE INC	0	232.015	232.015
**D	MS FUND LP	0	32.869	32.869
**D	SIM GLOBAL BALANCED TRUST	0	2.291	2.291
**D	THYSSEN GLOBAL INVESTMENTS CORP	0	1.376	1.376
**D	INTERNATIONAL EXPATRIATE BENEFIT MASTER TRUST	0	12.050	12.050
**D	THE HARRY L. BRADLEY JR. TRUSTS MASTER INVESTMENT PARTNERSHIP LLP C/O JACOBUS WEALTH MANAGEMENT	0	9.217	9.217
**D	BETTER BE GOOD, LLC	0	2.516	2.516
**D	CARNELIAN INVESTMENT MANAGEMENT LLC	0	47.461	47.461
**D	CHCP GLOBAL SECURITIES LP	0	1.235	1.235
**D	EVA VALLEY MAI LLC	0	17.102	17.102
**D	LEGG MASON QS INVESTORS GLOBAL RESPONSIBLE INVESTMENT FUND	0	1.491	1.491
**D	FISHER INVESTMENTS TRUST	0	63.245	63.245
**D	DYNASTY INVEST, LTD	0	4.959	4.959
**D	DELFINCO LP	0	16.034	16.034
**D	CHESS INTERNATIONAL PROPERTIES, LTD.	0	2.023	2.023
**D	NTGI - QM COMMON DAILY ALL COUNTRY WORLD EX-US EQUITY INDEX FUND - LENDING	0	140.779	140.779
**D	NTCC COLLECTIVE FUNDS FOR GRANTOR TRUST	0	16.075	16.075
**D	K INVESTMENTS SH LIMITED	0	382.367	382.367
**D	NTGI-QM COMMON DAILY EAFE INDEX FUND - LENDING	0	205.383	205.383
**D	PERMANENT FUND INVESTMENTS LLC	0	18.796	18.796
**D	BRANDES INSTITUTIONAL EQUITY TRUST	0	1.045.186	1.045.186
**D	ASCENSION ALPHA FUND, LLC	0	11.484	11.484
**D	UNITED NATIONS JOINT STAFF PENSION FUND	0	1.700.000	1.700.000
**D	INTERNATIONAL MONETARY FUND STAFF RETIREMENT PLAN	0	7.956	7.956
**D	INTERNATIONAL MONETARY FUND STAFF RETIREMENT PLAN 700	0	43.974	43.974
**D	THE PUBLIC INSTITUTION FOR SOCIAL SECURITY	0	431.454	431.454
**D	THE PUBLIC INSTITUTION FOR SOCIAL SECURITY	0	95.138	95.138
**D	THE PUBLIC INSTITUTION FOR SOCIAL SECURITY	0	129.882	129.882
**D	INTERNATIONAL MONETARY FUND RETIRED STAFF BENEFITS INVESTMENT ACCOUNT 700	0	10.147	10.147

84573/1699

LISTA ESITO DELLE VOTAZIONE

Oggetto: Nomina dei Sindaci.

FAVOREVOLI alla LISTA I

Badge	Ragione Sociale	Proprio	Delega	Totale
**D	MASTER TRUST FOR CERTAIN TAX-QUALIFIED BECHTEL RETIREMENT PLANS QUALIFIED BECHTEL RETIREMENT PLANS	0	0	56.348
**D	NATIONAL COUNCIL FOR SOCIAL SEC FUND	0	5.214	5.214
**D	NATIONAL COUNCIL FOR SOCIAL SECURITY FUND.	0	35.008	35.008
**D	NATIONAL COUNCIL FOR SOCIAL SECURITY FUND.	0	35.894	35.894
**D	Ngee Ann Polytechnic	0	694	694
**D	NATIONAL COUNCIL FOR SOCIAL SEC FUND	0	495.925	495.925
**D	FIDELITY SALEM STREET TRUST FIDELITY SERIES GLOBAL EX U.S. INDEX FUND	0	1.778.371	1.778.371
**D	FIDELITY SALEM STREET TRUST: FIDELITY FLEX INTERNATIONAL INDEX FUND	0	53.340	53.340
**D	FISHER INVESTMENTS GLOBAL TOTAL RETURN UNIT TRUST FUND	0	1.609	1.609
**D	HALIFAX REGIONAL MUNICIPALITY MASTER TRUST	0	1.072	1.072
**D	PUBLIC SECTOR PENSION INVESTMENT BOARD	0	1.387.606	1.387.606
**D	MICHELIN NORTH AMERICA (CANADA) INC. MASTER TRUST	0	63	63
**D	HAGFORS LIMITED HE R AND H TRUST COMPANY LTD	0	21.553	21.553
**D	STICHTING BLUE SKY LIQUID ASSET FUNDS	0	289.162	289.162
**D	NEW ZEALAND SUPERANNUATION FUND	0	295.318	295.318
**D	STATE UNIVERSITIES RETIREMENT SYSTEM	0	234.930	234.930
**D	ARIA CO PTY LTD AS TRUSTEE FOR COMBINED INVESTMENTS FUND	0	922.334	922.334
**D	COMMONWEALTH SUPERANNUATION CORPORATION AS TRUSTEE FOR ARIA INVESTMENTS TRUST	0	134.260	134.260
**D	MERCER OSS TRUST	0	13.458	13.458
**D	LORD MAYORS CHARITABLE FUND	0	2.062	2.062
**D	RIVER AND MERCANTILE GLOBAL HIGH ALPHA FUND	0	26.124	26.124
**D	QUEENSLAND INVESTMENT TRUST NO. 2	0	91.200	91.200
**D	QIC INTERNATIONAL EQUITIES FUND	0	71.155	71.155
**D	GOVERNMENT EMPLOYEES SUPERANNUATION BOARD	0	81.540	81.540
**D	DODDINGTON GLOBAL FUND LLC	0	161.482	161.482
**D	GOVERNMENT EMPLOYEES SUPERANNUATION BOARD	0	363.431	363.431
**D	TYCO ELECTRONICS CORPORATION RETIREMENT SAVINGS AND INVESTMENT PLAN	0	19.553	19.553
**D	SAMFORD UNIVERSITY	0	3.436	3.436
**D	S.ROBSON WALTON 1999 CHILDRENS TRUST	0	4.180	4.180
**D	NTCC COLLECTIVE FUNDS FOR EMPLOYEE BENEFIT TRUSTS	0	778.008	778.008
**D	TRINITY COLLEGE CAMBRIDGE	0	14.300	14.300
**D	THE TRUSTEES OF THE HENRY SMITH CHARITY	0	55.143	55.143
**D	HRW TESTAMENTARY TRUST NO 6	0	18.871	18.871
**D	WALTON FAMILY FOUNDATION INC	0	245.679	245.679
**D	HRW TESTAMENTARY TRUST NO 2	0	36.076	36.076
**D	HRW TESTAMENTARY TRUST NO. 8	0	13.426	13.426
**D	HRW TESTAMENTARY TRUST NO. 9	0	12.646	12.646
**D	HRW TESTAMENTARY TRUST NO 1	0	10.542	10.542
**D	HRW TESTAMENTARY TRUST NO. 10	0	26.454	26.454
**D	HRW TRUST NO 4 UAD 01/17/03	0	35.984	35.984
**D	HRW TESTAMENTARY TRUST NO. 12	0	24.284	24.284
**D	PRESBYTERIAN CHURCH (USA) FOUNDATION	0	21.551	21.551

84573/1400

LISTA ESITO DELLE VOTAZIONE

Oggetto: Nomina dei Sindaci.

FAVOREVOLI alla LISTA 1

Badge	Ragione Sociale	Proprio	Delega	Totale
**D	NORTHERN TRUST GLOBAL INVESTMENTS COLLECTIVE FUNDS TRUST	0	6.129.405	6.129.405
**D	FORD MOTOR COMPANY DEFINED BENEFIT MASTER TRUST	0	86.587	86.587
**D	FLORIDA COLLEGE SAVINGS PROGRAM	0	3.410	3.410
**D	EKELON PEACH BOTTOM UNIT 1 QUALIFIED FUND 10	0	1.985	1.985
**D	EKELON FITZPATRICK QUALIFIED FUND	0	12.298	12.298
**D	CATERPILLAR INC. GROUP INSURANCE PLAN TRUST	0	9.135	9.135
**D	CENTURYLINK, INC. DEFINED CONTRIBUTION PLAN MASTER TRUST	0	118.617	118.617
**D	CATERPILLAR INC MASTER RETIREMENT TRUST	0	161.300	161.300
**D	OWENS CORNING DEFINED BENEFIT MASTER TRUST	0	15.417	15.417
**D	NORTHERN FUNDS - INTERNATIONAL EQUITY INDEX FUND	0	854.409	854.409
**D	NEW IRELAND ASSURANCE COMPANY PLC	0	1.426.042	1.426.042
**D	ACTIVE M INTERNATIONAL EQUITY FUND	0	267.136	267.136
**D	MICHIGAN CATHOLIC CONFERENCE	0	3.823	3.823
**D	LOCKHEED MARTIN CORPORATION MASTER RETIREMENT TRUST	0	184.379	184.379
**D	COMMONWEALTH OF MASSACHUSETTS EMPLOYEES DEFERRED COMPENSATION PLAN	0	86.250	86.250
**D	MICHIGAN CATHOLIC CONFERENCE MASTER PENSION TRUST	0	8.267	8.267
**D	STATE OF IDAHO ENDORSEMENT FUND INVESTMENT BOARD	0	108.130	108.130
**D	JTW TRUST NO. 2 UAD 9/19/02	0	11.424	11.424
**D	JTW TRUST NO. 4 UAD 9/19/02	0	16.255	16.255
**D	JTW TRUST NO. 1 UAD 9/19/02	0	8.181	8.181
**D	JTW TRUST NO. 3 UAD 9/19/02	0	12.024	12.024
**D	JTW TRUST NO. 5 UAD 9/19/02	0	7.575	7.575
**D	JOHN T WALTON FAMILY TRUST	0	21.689	21.689
**D	ALW 2010 FAMILY TRUST ALICE WALTON/O WALTON ENTERPRISES LLC	0	132.450	132.450
**D	THE BOEING COMPANY EMPLOYEE SAVINGS PLANS MASTER TRUST	0	221.886	221.886
**D	ACORN 1998 TRUST	0	2.651	2.651
**D	HRW TESTAMENTARY TRUST NO 3	0	19.529	19.529
**D	HRW TRUST NO 1 UAD 01/17/03	0	26.582	26.582
**D	HRW TESTAMENTARY TRUST NO. 11	0	22.762	22.762
**D	HRW TESTAMENTARY TRUST NO 4	0	9.994	9.994
**D	HRW TESTAMENTARY TRUST NO 5	0	11.377	11.377
**D	BRANDES INVESTMENT PARTNERS, LP 401(K) PLAN	0	67.951	67.951
**D	MILTON HERSHEY SCHOOL TRUST	0	18.060	18.060
**D	MONDRIAN ALL COUNTRIES WORLD EX-US EQUITY FUND LP	0	1.725.594	1.725.594
**D	CITY OF LOS ANGELES FIRE AND POLICE PENSION PLAN	0	201.118	201.118
**D	ILLINOIS MUNICIPAL RETIREMENT FUND	0	1.202.675	1.202.675
**D	ILLINOIS MUNICIPAL RETIREMENT FUND	0	1.127.565	1.127.565
**D	MERCY INVESTMENT SERVICES INC	0	1	1
**D	MARSH AND MCLENNAN MASTER RETIREMENT TRUST	0	105.790	105.790
**D	MONDRIAN INTERNATIONAL EQUITY FUND L.P.	0	6.131.216	6.131.216
**D	NISSAN NORTH AMERICA INC. EMPLOYEE RETIREMENT PLAN MASTER TRUST	0	16.159	16.159
**D	NEW YORK STATE NURSES ASSOCIATION PENSION PLAN	0	113.310	113.310
**D	GUIDESTONE FUNDS INTERNATIONAL EQUITY INDEX FUND	0	137.591	137.591

Azionisti in delega:

1.969

84573/1704

LISTA ESITO DELLE VOTAZIONE

Oggetto: Nomina dei Sindaci.

FAVOREVOLI alla LISTA I

Badge	Regione Sociale	Proprio	Delega	Totale
**D	CHEVRON MASTER PENSION TRUST	0	102.390	102.390
**D	FLORIDA PREPAID COLLEGE PROGRAM	0	219.986	219.986
**D	STICHTING INSTITUUT GAK	0	11.843	11.843
**D	EAST BAY MUNICIPAL UTILITY DISTRICT	0	153.630	153.630
**D	CITY OF MILWAUKEE EMPLOYEES RETIREMENT SYSTEM	0	661.117	661.117
**D	CENTURYLINK, INC. DEFINED BENEFIT MASTER TRUST	0	99.939	99.939
**D	WYOMING RETIREMENT SYSTEM	0	6.290	6.290
**D	WYOMING RETIREMENT SYSTEM	0	24.035	24.035
**D	UTAH STATE RETIREMENT SYSTEMS	0	126.817	126.817
**D	SALT RIVER PIMA-MARICOPA INDIAN COMMUNITY	0	76.260	76.260
**D	NATIONAL WESTMINSTER BANK PLC AS TRUSTEE OF STONEHAGE FLEMING UK EQUIT Y INCOME FUND	0	7.255	7.255
**D	FORD MOTOR COMPANY OF CANADA, LIMITED PENSION TRUST	0	15.850	15.850
**D	WORKPLACE HEALTH SAFETY AND COMPENSATION COMMISSION OF NEW BRUNSWICK	0	92.427	92.427
**D	PEPSICO, INC. MASTER TRUST	0	356.392	356.392
**D	PEPSICO CANADA ULC MASTER TRUST	0	115.017	115.017
**D	OPSEU PENSION PLAN TRUST FUND	0	19.224	19.224
**D	STATE STREET GLOBAL ADVISORS GROSS ROLL UP UNIT TRUST	0	57.152	57.152
**D	OKLAHOMA PUBLIC EMPLOYEES RETIREMENT SYSTEM	0	804.165	804.165
**D	OYSTER CREEK ENVIRONMENTAL PROTECTION LLC QUALIFIED NUCLEAR DECOMMISS IONING TRUST	0	7.694	7.694
**D	PAULA CARR	0	102.522	102.522
**D	PAVILION INTERNATIONAL FOCUSED EQUITY POOL	0	11.301	11.301
**D	BLACKROCK AUTHORIZED CONTRACTUAL SCHEME I	0	1.946.258	1.946.258
**D	RAMI PARTNERS, LLC	0	146.764	146.764
**D	BRITISH COLUMBIA INVESTMENT MANAGEMENT CORPORATION	0	101.657	101.657
**D	STATE TEACHERS RETIREMENT SYSTEM OF OHIO	0	848.600	848.600
**D	STATE TEACHERS RETIREMENT SYSTEM OF OHIO	0	1.086.705	1.086.705
**D	BANCO NACIONAL DE PANAMA, ACTING AS TRUSTEE OF THE FIDELICOMISO DE FONDO DE AHORRO DE PANAMA	0	9.772	9.772
**D	LGPS CENTRAL AUTHORIZED CONTRACTUAL SCHEME	0	335.700	335.700
**D	BORDER TO COAST AUTHORIZED CONTRACTUAL SCHEME	0	150.220	150.220
**D	QSUPER	0	36.999	36.999
**D	BLACKROCK UCITS CCF. BLACKROCK ASSET MANAGEMENT IRELAND LIMITED	0	168.689	168.689
**D	INTERNATIONAL BANK FOR RECONSTRUCTION AND DEVELOPMENT ON BEHALF OF THE WORLD BANK GROUP TRUST FUNDS	0	12.037	12.037
**D	CLEARWATER INTERNATIONAL FUND	0	4.500	4.500
**D	KOMMUNAL LANDSPENSIJONSKASSE GJENSIDIG FORSIKRINGSSELSKAP	0	142.124	142.124
**D	VERDIPAPIRFONDET KLP AKSJEUROPA INDEKS 1	0	141.057	141.057
**D	VERDIPAPIRFONDET KLP AKSJEUROPA INDEX 1	0	329.111	329.111
**D	UNIVEST	0	290.496	290.496
**D	STICHTING BEDRIJFSTAKPENSIOENFONDS VOOR HET SCHOONMAAK EN GLAZENWASSER SBEDRIJF	0	113.519	113.519
**D	STICHTING BEDRIJFSTAKPENSIOENFONDS VOOR HET BEROEPSVERVOER OVER DE WEG	0	1.034.724	1.034.724
**D	EJARDE AP-FONDEN	0	154.828	154.828
**D	STORSBRAND SICAV	0	7.121	7.121
**D	NORTHERN TRUST UCITS FGR FUND	0	470.594	470.594

LISTA ESITO DELLE VOTAZIONE

Oggetto: Nomina dei Sindaci.

FAVOREVOLI alla LISTA I

Badge	Ragione Sociale	Proprio	Delega	Totale
**D	ANDRA AP-FONDEN	0	10.389	10.389
**D	ROBECO INSTITUTIONAL UMBRELLA FUND	0	339.849	339.849
**D	THE EUROPEAN ORGANIZATION FOR NUCLEAR RESEARCH PENSION FUND	0	394.816	394.816
**D	RBC PRIVATE OVERSEAS EQUITY FUND	0	89.968	89.968
**D	STICHTING BEDRIJFSTAKPENSIOEN FONDS VOOR DE DETAILHANDEL	0	465.674	465.674
**D	DANSKE INVEST SICAV GLOBAL INDEX	0	181.464	181.464
**D	INVESTIMO	0	115.038	115.038
**D	VONTOBEL ASSET MANAGEMENT S.A	0	133.126	133.126
**D	VONTOBEL FUND (CH) - VESCORE GLOBALEQUITY MULTIFACTOR OLIVIER SCHALBETTER VONTOBEL FONDS SERVICES AG	0	3.172	3.172
**D	PINNACLE ICAV	0	153.711	153.711
**D	SAN MATEO COUNTY EMPLOYEES' RETIREMENT ASSOCIATION	0	313.491	313.491
**D	SL MFS LOW VOL GLOB EQ FD	0	12.524	12.524
**D	STATES OF GUERNSEY SUPERANNUATION FUND	0	114.553	114.553
**D	STATES OF GUERNSEY SUPERANNUATION FUND	0	3.946	3.946
**D	CMLA INDEXED GLOBAL SHARE FUND	0	16.912	16.912
**D	IRISH LIFE ASSURANCE.	0	10.550	10.550
**D	IRISH LIFE ASSURANCE.	0	10.999	10.999
**D	IRISH LIFE ASSURANCE.	0	50.392	50.392
**D	IRISH LIFE ASSURANCE.	0	813.695	813.695
**D	IRISH LIFE ASSURANCE PLC	0	696.632	696.632
**D	ILA-LA WORLD ESG SCREENED FUND	0	21.773	21.773
**D	IRISH LIFE ASSURANCE PLC	0	969.427	969.427
**D	CANADA LIFE ASSURANCE EUROPE LIMITED	0	1.438.025	1.438.025
**D	OVERSTONE UCITS FUND PLC	0	72.968	72.968
**D	STICHTING PENSIOENFONDS METAAL EN TECHNIEK MN SERVICES	0	468.740	468.740
**D	STICHTING MN SERVICES	0	1.723.023	1.723.023
**D	THE DFA INTERNATIONAL VALUE SERIESA	0	3.426.705	3.426.705
**D	ZURICH LIFE ASSURANCE PLC	0	982.858	982.858
**D	OLD MUTUAL GLOBAL INVESTORS	0	8.226	8.226
**D	CFSIL ATE CMLA INTERNATIONAL SHARE FUND	0	31.515	31.515
**D	STICHTING MN SERVICES AANDELENFONDS EUROPA.	0	250.830	250.830
**D	SUMMIT INVESTMENT FUNDS PLC IRISH LIFE INVESTMENT MANAGERS	0	57.276	57.276
**D	CITYTRUST LTD	0	7.025	7.025
**D	MANULIFE GLOBAL FUND.	0	115.614	115.614
**D	ARGON CUSTODY B.V	0	5.638	5.638
**D	ARSON/CUSTODY B.V	0	277.988	277.988
**D	THE NOMURA TRUST AND BANKING CO LTD	0	139.816	139.816
**D	THE NOMURA TRUST AND BANKING CO LTD	0	5.286	5.286
**D	SUMMIT MUTUAL FUNDS PUBLIC LIMITED COMPANY IRISH LIFE INVESTMENT MANAGERS	0	34.909	34.909
**D	BERESFORD FUNDS PLC	0	692.598	692.598
**D	CFSIL - COMMONWEALTH GLOBAL SHARE FUND 22	0	534.529	534.529
**D	CFSIL - COMMONWEALTH GLOBAL SHARE FUND 23	0	164.605	164.605

84573/1703

LISTA ESITO DELLE VOTAZIONE

Oggetto: Nomina dei Sindaci.

FAVOREVOLI alla LISTA 1

84573 / 1704

Badge	Regione Sociale	Proprio	Delega	Totale
**D	STICHTING PGM DEPOSITARY	0	1.994.944	1.994.944
**D	STICHTING PGM DEPOSITARY	0	400.981	400.981
**D	INTERNATIONAL EQUITIES FUND	0	22.511	22.511
**D	NATIONAL COUNCIL FOR SOCIAL SECURITY FUND.	0	47.794	47.794
**D	AEGON CUSTODY B.V.	0	127.263	127.263
**D	CESIL - COLONIAL FIRST STATE GLOBAL ASSET MANAGEMENT MULTI SECTOR TRUST 1	0	978	978
**D	SDA INTL EQUITY INDEX FD-WORLD	0	66.132	66.132
**D	CBOSC-CBGS-WGSS07	0	48.761	48.761
**D	JANUS HENDERSON CAPITAL FUNDS PLC	0	645	645
**D	CBOSC AFF CR BK GRP SUP WSS08	0	59.104	59.104
**D	PINEBRIDGE FUND SERIES PINEBRIDGE EUROPE EQUITY FUND	0	29.086	29.086
**D	JOHN HANCOCK VARIABLE INSURANCE TRUST INTERNATIONAL EQUITY INDEX TRUST	0	98.316	98.316
**D	CFSIL RE COLONIAL FIRST STATE INVESTMENT FUND 10	0	119.737	119.737
**D	VICTORY MARKET NEUTRAL INCOME FUND	0	32.924	32.924
**D	NEWBURG NOMINEES LIMITED INVESTORS WHOLESALG GLOBAL EQUITY (INDEX) TRUST	0	109.225	109.225
**D	JOHN HANCOCK FUNDS II INTERNATIONAL STRATEGIC EQUITY ALLOCATION FUND	0	26.321	26.321
**D	MACQUARIE MULTI FACTOR FUND	0	40.208	40.208
**D	HOSTPLUS POOLED SUPERANNUATION TRUST	0	51.043	51.043
**D	VICTORYSHARES DEVELOPED ENHANCED VOLATILITY WTD INDEX ETF	0	4.926	4.926
**D	VICTORYSHARES INTERNATIONAL VOLATILITY WTD INDEX ETF	0	143	143
**D	CITITRUST LIMITED AS TRUSTEE OF BLACKROCK PREMIER FUND-BLACKROCK WORLD EQUITY INDEX FUND	0	16.174	16.174
**D	VICTORYSHARES INTERNATIONAL HIGHIV VOLATILITY WTD INDEX ETF	0	64.565	64.565
**D	INVESCO POOLED INVESTMENT FUND-GLOBAL STRATEGIC EQUITY FUND	0	5.864	5.864
**D	WARREN INVESTMENTS PTY LIMITED	0	22.969	22.969
**D	STICHTING PGM DEPOSITARY	0	1.053.812	1.053.812
**D	STICHTING ALGEMEEN PENSIOENFONDS	0	96.298	96.298
**D	COLONIAL FIRST STATE INVESTMENT FUND.	0	53.709	53.709
**D	APPIAN ASSET MANAGEMENT	0	351.866	351.866
**D	USAA INTERNATIONAL FUND	0	669.990	669.990
**D	VICTORYSHARES USAA MSCI INTERNATIONAL VALUE MOMENTUM ETF	0	64.270	64.270
**D	TIMOTHY PLAN INTERNATIONAL ETF.	0	8.522	8.522
**D	SUN LIFE MFS GLOBAL TOTAL RETURN FUND SUN LIFE GLOBAL INVESTMENTS (CANADA) INC	0	281.194	281.194
**D	INTERNATIONAL RESEARCH EQUITY EXTENDED MASTER FUND (CAYMAN) L.P. C/O INTERTRUST CORP SVCS (CAYMAN) LTD	0	194.409	194.409
**D	STATERA MASTER INVESTORS (CAYMAN) L.P.	0	151	151
**D	PANAGORA ASSET MANAGEMENT INC.	0	98	98
**D	PANAGORA ASSET MANAGEMENT INC	0	383	383
**D	STOCK SELECTOR GLOBAL EQUITY INCUBATOR	0	261	261
**D	TWO SIGMA EQUITY SPECTRUM PORTFOLIO - EUR A/C MSPB	0	364	364
**D	GOTHAM CAPITAL V LLC	0	145	145
**D	CORECOMMODITY MANAGEMENT-FOUNDERS II MASTER FUND LTD. DMS CORP. SERVICES LTD.	0	1.879	1.879
**D	CORECOMMODITY MANAGEMENT - FOUNDERS ABSOLUTE RETURN MASTER FUND LTD. C/O DMS CORPORATE SERVICES LTD	0	6.240	6.240

LISTA ESITO DELLE VOTAZIONE

Oggetto: Nomina dei Sindaci.

FAVOREVOLI alla LISTA 1

Badge	Ragione Sociale	Proprio	Delega	Totale
**D	THE MANZANITA FOUNDATION C/O SKP LLP	0	12.358	12.358
**D	VIA RAIL CANADA INC MASTER TRUST 3	0	23.793	23.793
**D	RBC QUBE LOW VOLATILITY ALLCOUNTRY WORLD EQUITY FUND	0	7.967	7.967
**D	RBC QUBE LOW VOLATILITY GLOBAL EQUITY FUND	0	801.711	801.711
**D	SL MFS LOW VOL INTL EQ FD	0	2.710	2.710
**D	THE TM OVERSTONE UCITS EQUITY INCOME FUND	0	324.698	324.698
**D	SUN LIFE MFS MONTHLY INCOME FUND	0	10.707	10.707
**D	TRANSAMERICA LIFE INSURANCE COMPANY	0	22.075	22.075
**D	NBIMC ERAFE EQUITY INDEX FUND	0	61.603	61.603
**D	RBC QUBE STABLE DIVIDEND GLOBAL	0	12.291	12.291
**D	MB HIGH INCOME EQUITY FUND	0	33.468	33.468
**D	NBIMC SAFE EQUITY INDEX FUND - CLASS N	0	3.589	3.589
**D	TREDJE AP-FONDEN	0	6.973	6.973
**D	ANTIPODES GLOBAL FUND	0	1.983.410	1.983.410
**D	ANTIPODES GLOBAL FUND - LONG	0	549.457	549.457
**D	PERPETUAL ECONOMIC DIVERSIFICATION GLOBAL EQUITY FUND	0	37.002	37.002
**D	UNITED FOOD AND COMMERCIAL WORKERS UNION LOCAL 152 RETAIL MEAT PENSION PLAN	0	5.796	5.796
**D	ANTIPODES GLOBAL SHARES (QUOTED MANAGED FUND)	0	12.718	12.718
**D	S AND W UK RES STG 474	0	2.240	2.240
**D	ATLAS MASTER LTD	0	6.314	6.314
**D	WELLINGTON MANAGEMENT COMPANY LLP	0	3.999	3.999
**D	LEGG MASON INC.	0	1.034	1.034
**D	CANADA LIFE ASSURANCE EUROPE PLC	0	25.697	25.697
**D	TEMPLETON SELECT GLOBAL EQUITY FUND	0	4.436	4.436
**D	MANULIFE INTERNATIONAL EQUITY FUND	0	419.919	419.919
**D	BALYASNY ASSET MANAGEMENT LP	0	136.432	136.432
**D	AKROWSTREET ACWI EX US ALPHA EXTENSION FUND VII	0	59.353	59.353
**D	SPARINVEST POOL - EUROPE EQUITY	0	252.970	252.970
**D	SPARINVEST EUROPEAN VALUE	0	226.805	226.805
**D	DWS INVESTMENT GMBH FOR VERMOEGENSMANAGEMENT	0	60.034	60.034
**D	DWS INVESTMENT GMBH FOR ALBATROS FONDS	0	13.576	13.576
**D	DWS INVESTMENT GMBH FOR DWS VORSORGE AS (DYNAMIK)	0	31.599	31.599
**D	DWS INVESTMENT GMBH FOR DWS VORSORGE AS (FLEX)	0	12.917	12.917
**D	DWS INVESTMENT GMBH FOR DYNAMIC EUROPE BALANCE	0	22.965	22.965
**D	DWS INVESTMENT GMBH FOR MULTI-INDEX EQUITY FUND	0	18.978	18.978
**D	ACTIVE STOCK MASTER PORTFOLIO OF MASTER INVESTMENT PORTFOLIO	0	4.536	4.536
**D	ISHARES II PUBLIC LIMITED COMPANY	0	7.581.941	7.581.941
**D	ISHARES PUBLIC LIMITED COMPANY	0	962.207	962.207
**D	ISHARES III PUBLIC LIMITED COMPANY	0	48.418	48.418
**D	ISHARES IV PUBLIC LIMITED COMPANY	0	2.001.105	2.001.105
**D	ISHARES VI PUBLIC LIMITED COMPANY	0	724.026	724.026
**D	ISHARES IV PUBLIC LIMITED COMPANY	0	1.573.131	1.573.131
**D	ISHARES VII PLC	0	5.817.862	5.817.862

84573/1705

LISTA ESITO DELLE VOTAZIONE

Oggetto: Nomina dei Sindaci.

FAVOREVOLI alla LISTA 1

Badge	Regione Sociale	Proprio	Delega	Totale
**D	ABN AMRO MULTI-MANAGER FUNDS	0	1.798.390	1.798.390
**D	BLACKROCK AM DE AG FOR ISHS CORE EURO STOXX 50 UCITS ETF (DE)	0	5.325.969	5.325.969
**D	BLACKROCK AM DE FOR ISHARES EURO STOXX UCITS ETF (DE)	0	678.567	678.567
**D	BLACKROCK AM DE FOR ISHARES STOXX EUROPE 50 UCITS ETF (DE)	0	128.586	128.586
**D	BLACKROCK AM DE FOR ISHS STOXX EUROPE LARGE 200 UCITS ETF	0	30.832	30.832
**D	ISHARES I INV MIT TGV F ISHS ST EUROPE600 OIL+GAS UCITS EFF DE	0	3.176.614	3.176.614
**D	BLACKROCK AM DE FOR ISHARES STOXX EUROPE 600 UCITS ETF (DE)	0	1.800.458	1.800.458
**D	PARTNERS HEALTHCARE SYSTEM INC	0	195.854	195.854
**D	TEACHERS' RETIREMENT SYSTEM OF THE STATE OF ILLINOIS	0	708.956	708.956
**D	KAISER PERMANENTE GROUP TRUST	0	979.572	979.572
**D	KAISER FOUNDATION HOSPITALS	0	421.430	421.430
**D	FIDELITY RUTLAND SQUARETRUST II: STRATEGIC ADVISERS INT	0	1.266.807	1.266.807
**D	BRUNEI INVESTMENT AGENCY	0	30.102	30.102
**D	INTERNATIONALE KAPITALANLAGESELFSCHAFT MBH FOR ANP	0	6.611	6.611
**D	SCHWAB INTERNATIONAL EQUITY ETF	0	3.167.550	3.167.550
**D	SCHWAB FUNDAMENTAL INTERNATIONAL LARGE COMPANY INDEX ETF	0	2.081.540	2.081.540
**D	DUPONT PENSION TRUST	0	551	551
**D	JOHN HANCOCK VAR INS TRUST STRATEGIC EQUITY ALLOCATION	0	529.215	529.215
**D	JOHN HANCOCK FUNDS II STRATEGIC EQUITY ALLOCATION FUND	0	256.896	256.896
**D	JOHN HANCOCK HEDGED EQUITY AND INCOME FUND	0	27.027	27.027
**D	PENSION BENEFIT GUARANTY CORPORATION	0	261.780	261.780
**D	INTERNATIONALE KAPITAL MBH FOR LH-PRIVATRENTE-AKTIE	0	160.000	160.000
**D	INTERNATIONAL PAPER CO COMMINGLED INVESTMENT GROUP	0	524.503	524.503
**D	BMO DISCIPLINED INTERNATIONAL EQUITY FUND	0	71.960	71.960
**D	INTERNATIONAL KAPITALANLAGESELFSCHAFT MBH FOR	0	314.003	314.003
**D	DEKA INVESTMENT GMBH FOR KDF 1	0	36.445	36.445
**D	DEKA INVESTMENT GMBH FOR KDF 3	0	43.100	43.100
**D	MFS DEVELOPMENT FUNDS, LLC	0	5.633	5.633
**D	MFS EQUITY INCOME FUND	0	157.478	157.478
**D	MFS HERITAGE TRUST COMPANY COLLECTIVE INVESTMENT TRUST	0	547.394	547.394
**D	MFS LOW VOLATILITY GLOBAL EQUITY FUND	0	122.258	122.258
**D	MFS BLENDED RESEARCH INTERNATIONAL EQUITY FUND	0	271.837	271.837
**D	GOLDMAN SACHS TRST II-GOLDMAN SACHS MULTI-MGR GLOBAL	0	29.082	29.082
**D	GOLDMAN SACHS TRUST II - MULTI-MANAGER INTERNL EQUITY FUND	0	197.106	197.106
**D	GOLDMAN SACHS TRUST COMPANY N A COLLECTIVE TRUST	0	14.753	14.753
**D	GOLDMAN SACHS TRUST- GOLDMAN SACHS GLOBAL	0	8.653	8.653
**D	ALLIANCEBERNSTEIN GLOBAL RISK ALLOCATION FUND INC	0	4.936	4.936
**D	ALLIANCEBERNST VAR PROD SER F INC.ALLIANCEB DYN ASSET	0	24.216	24.216
**D	THE MASTER TRUST BK OF JP LTD: HITACHI FOREIGN EQ INDEX MF	0	56.406	56.406
**D	SEDR MSCI WORLD QUALITY MIX FUND	0	959	959
**D	IBM RETIREMENT PLAN	0	12.809	12.809
**D	INTERNATIONALE KAG MBH FOR 189600 LIPPENCO	0	11.000	11.000
**D	DWS INVESTMENT GMBH FOR DEAM FONDS BBS	0	11.400	11.400

LISTA ESITO DELLE VOTAZIONE

Oggetto: Nomina dei Sindaci.

FAVOREVOLI alla LISTA 1

Badge	Ragione Sociale	Proprio	Delega	Totale
**D	THORNBURG GLOBAL INVESTMENT PLC	0	35.836	35.836
**D	ARIZONA STATE RETIREMENT SYSTEM	0	91.362	91.362
**D	AMERICAN CENTURY STRATEGIC ASSET ALL, INC. STRAT ALL CONS F	0	17.612	17.612
**D	AMERICAN CENTURY STRAT ASSET ALL, INC. STRAT ALL MODERATE F	0	48.222	48.222
**D	AMERICAN CENTURY STRAT ASSET ALL, INC. STRATEGIC ALL AGGR F	0	43.278	43.278
**D	AMERICAN CENT WORLD MUT FDS, INC-NY NON-U.S. INTRINSIC VALUE FD	0	812.053	812.053
**D	AMERICAN CENTURY ETF TRUST - AMERICAN CENT QUALITY DIV INT	0	51.075	51.075
**D	AMERICAN CENTURY RETIREMENT DATE TRUST	0	455.308	455.308
**D	JP TR SERV BK LTD ATE MATB MSCI KOKUSAI INDEX MOTHER F	0	13.484	13.484
**D	ALPS INTERNATIONAL SECTOR DIVIDEND DOGS ETF	0	331.687	331.687
**D	THE MASTER TRUST BK OF JP RE F RUSSELL INV (JP) INTL EQUITY F	0	15.760	15.760
**D	ARCHITAS MULTI-MANAGER GLOBAL FUNDS UNIT TRUST	0	110.014	110.014
**D	ARCHITAS MULTI-MANAGER GLOBAL FUNDS UNIT TRUST	0	78.000	78.000
**D	AXA ROSENBERG EQUITY ALPHA TRUST	0	56.969	56.969
**D	STATE OF ALASKA RETIREMENT AND BENEFITS PLANS	0	959.763	959.763
**D	THE WALT DISNEY COMPANY RETIREMENT PLAN MASTER TRUST	0	40.638	40.638
**D	BRANDES INVESTMENT FUNDS PLC	0	637.685	637.685
**D	BMO MSCI EAFE INDEX ETF	0	504.704	504.704
**D	BMO MSCI EAFE VALUE INDEX ETF	0	1.844	1.844
**D	BRIGHTHOUSE FUNDS TRUST I - AB GLOBAL DYNAMIC ALLOCATION	0	220.087	220.087
**D	BRIGHTHOUSE FUNDS TRUST I - SCHRODERS GLOBAL MULTI-ASSET	0	23.454	23.454
**D	CENTRAL PROVIDENT FUND BOARD	0	3.358	3.358
**D	CALVERT VP EAFE INTERNATIONAL INDEX PORTFOLIO	0	20.836	20.836
**D	XTRACKER (IE) PUBLIC LIMITED COMPANY	0	660.022	660.022
**D	CAISSE DE DEPOT ET PLACEMENT DU QUEBEC	0	3.441.533	3.441.533
**D	AMERICAN BEACON INTERNATIONAL EQUITY FUND	0	2.228.055	2.228.055
**D	THE REGENTS OF THE UNIVERSITY OF CALIFORNIA	0	1.047.167	1.047.167
**D	EATON VANCE TAX-MANAGED GLOBAL BUY-WRITE OPPORTUNITIES	0	26.016	26.016
**D	FISHER INVESTMENTS INSTITUTIONAL FUNDS PLC	0	8.668	8.668
**D	PARAMETRIC INTERNATIONAL EQUITY FUND	0	237.831	237.831
**D	FUNDO DE SEGURANCA SOC GOV. DA REGIAO ADM. ESPECIAL DE	0	120.074	120.074
**D	PROFESSIONALS' GLOBAL EQUITY FUND	0	80.763	80.763
**D	EATON VANCE EQUITY HARVEST FUND LLC	0	2.481	2.481
**D	U.S. LEGACY INCOME COMMON TRUST FUND	0	4.248	4.248
**D	TAX - MANAGED INTERNATIONAL EQUITY PORTFOLIO	0	21.212	21.212
**D	MERCER GE INTERNATIONAL EQUITY FUND	0	71.309	71.309
**D	RUSSELL INVESTMENT COMPANY MULTIFACTOR INTERNATIONAL EQUITY	0	13.371	13.371
**D	PARNERS HEALTHCARE MASTER TRUST FOR ERISA ASSETS	0	21.728	21.728
**D	HARTFORD MULTIFACTOR INTERNATIONAL FUND	0	995	995
**D	HEALTHONE	0	25.317	25.317
**D	TRANSAMERICA INTERNATIONAL STOCK	0	44.506	44.506
**D	TRANSAMERICA INTERNATIONAL EQUITY INDEX VP	0	9.338	9.338
**D	TANGERINE BALANCED INCOME PORTFOLIO	0	6.362	6.362

84573/1707

LISTA ESITO DELLE VOTAZIONE

Oggetto: Nomina dei Sindaci.

FAVOREVOLI alla LISTA 1

Badge	Ragione Sociale	Proprio	Delega	Totale
**D	TANGERINE BALANCED PORTFOLIO	0	41.685	41.685
**D	TANGERINE BALANCED GROWTH PORTFOLIO	0	39.901	39.901
**D	TANGERINE EQUITY GROWTH PORTFOLIO	0	45.002	45.002
**D	MM MSCI EAFE INTERNATIONAL EQUITY	0	194.194	194.194
**D	MM MSCI EAFE INTERNATIONAL INDEX FUND	0	41.342	41.342
**D	GMO RESOURCES FUND	0	143.288	143.288
**D	SPDR S+P GLOBAL NATURAL RESOURCES ETF	0	761.357	761.357
**D	J & J PENSION FUND OFF	0	184.335	184.335
**D	RUSSELL INVESTMENT COMPANY PLC	0	157.439	157.439
**D	JNL/ALLIANCEBERNSTEIN DYNAMIC ASSET ALLOCATION FUND	0	23.785	23.785
**D	JNL/MELLON CAPITAL EUROPEAN 30 FUND	0	203.137	203.137
**D	JNL/MELLON CAPITAL MSCI WORLD INDEX FUND	0	19.720	19.720
**C	PENSIONSKASSE JOHNSON & JOHNSON SCHWEIZ	0	127.137	127.137
**D	OPENWORLD PUBLIC LIMITED COMPANY	0	6.075	6.075
**D	RUSSELL INVESTMENTS INSTITUTIONAL FUNDS PLC	0	31.003	31.003
**D	MULTI-STYLE, MULTI-MANAGER FUNDS PLC	0	144.356	144.356
**D	STATE STREET GLOBAL ALL CAP EQUITY EX-US INDEX PORTFOLIO	0	231.320	231.320
**D	STATE STREET DISCIPLINED GLOBAL EQUITY PORTFOLIO	0	1.026	1.026
**D	STATE STREET INTERNATIONAL DEVELOPED EQUITY	0	643.355	643.355
**D	LOS ANGELES COUNTY EMPLOYEES RETIREMENT ASSOCIATION	0	714.130	714.130
**D	INTERNATIONALE KAPITALANLAGEGESELLSCHAFT MBH FOR DC	0	319.517	319.517
**D	SPDR PORTFOLIO MSCI GLOBAL STOCK MARKET ETF	0	10.510	10.510
**D	SPDR MSCI EAFE STRATEGICFACTORS ETF	0	25.385	25.385
**D	SPDR MSCI WORLD STRATEGICFACTORS ETF	0	1.064	1.064
**D	HARTFORD MULTIFACTOR DEVELOPED MARKETS	0	729.254	729.254
**D	HARTFORD MULTIFACTOR LOW VOLATILITY	0	1.353	1.353
**D	MARYLAND STATE RETIREMENT & PENSION SYSTEM	0	439.715	439.715
**D	RUSSELL INV MULTI-ASSET FACTOR EXPOSURE FUND	0	10.248	10.248
**D	THE PRUDENTIAL INSURANCE COMPANY OF AMERICA	0	201.800	201.800
**D	MDPM INTERNATIONAL EQUITY INDEX POOL	0	114.920	114.920
**D	MGI FUNDS PLC	0	139.292	139.292
**D	MERCER QIF CCF	0	114.495	114.495
**D	MERCER GLOBAL EQUITY FUND	0	81.042	81.042
**D	GTA PANTHER FUND L.P	0	11.758	11.758
**D	MERCER QIF CCF	0	879.272	879.272
**D	BRIGHTHOUSE FUNDS TRUST I - PARAGORA GLOBAL DIV RISK	0	4.165	4.165
**D	RUSSELL COMMON CONTRACTUAL FUND	0	7.737	7.737
**D	NORTHROP GRUMMAN CORPORATION VEGA MASTER TRUST I	0	6.230	6.230
**D	STATE OF NEW JERSEY COMMON PENSION FUND D	0	1.279.333	1.279.333
**D	ONTARIO TEACHERS PENSION PLAN BOARD	0	2.296.517	2.296.517
**D	NEW SHIPS, INC. PENSION MASTER TRUST	0	141.832	141.832
**D	BRANDES GLOBAL OPPORTUNITIES FUND	0	200.827	200.827
**D	COSMOPOLITAN INVESTMENT FUND	0	121.332	121.332

LISTA ESITO DELLE VOTAZIONE

Oggetto: Nomina dei Sindaci.

FAVOREVOLI alla LISTA 1

Badge	Ragione Sociale	Proprio	Delega	Totale
**D	FIDELITY INTERNATIONAL HIGH DIVIDEND INDEX ETF	0	82.802	82.802
**D	PIMCO FUNDS: GLOBAL INVESTORS SERIES PLC	0	11.297	11.297
**D	PIMCO FUNDS: GLOBAL INVESTORS SERIES PLC	0	19.595	19.595
**D	PIMCO FUNDS: GLOBAL INVESTORS SERIES PLC	0	96.006	96.006
**D	PIMCO FUNDS: GLOBAL INVESTORS SERIES PLC	0	1.607	1.607
**D	PRINCIPAL EX-TRADED FUNDS-PRINC INT MUL-FACT CORE INDEX ETF	0	298	298
**D	PACIFIC SELECT FUND -PD INTERNATIONAL LARGE-CAP PORTFOLIO	0	2.496	2.496
**D	PACIFIC SELECT FUND-INTERNATIONAL EQUITY INCOME PORTFOLIO	0	86.205	86.205
**D	ARROWSTREET (CANADA) INT DEV MARKET EX US ALPHA	0	176.876	176.876
**D	DWS INVESTMENT GMBH FOR DEAM-FONDS PPC GEQ	0	15.775	15.775
**D	DWS INVESTMENT GMBH FOR DEAM-FONDS BW GERMANY	0	4.704	4.704
**D	DWS INVESTMENT GMBH FOR DEAM FONDS BBRL	0	8.525	8.525
**D	DWS INVESTMENT GMBH FOR STIFTUNGSFONDS SVOP	0	76.500	76.500
**D	DWS INVESTMENT GMBH FOR STIFTUNGSFONDS SVC 1	0	9.404	9.404
**D	DWS INVESTMENT GMBH FOR DEAM-FONDS CPT	0	7.986	7.986
**D	PANAGORA DYNAMIC GLOBAL EQUITY (EX TOBACCO) FUND	0	20.000	20.000
**D	THRIVENT MODERATE ALLOCATION PORTFOLIO	0	21.340	21.340
**D	THRIVENT MODERATELY AGGRESSIVE ALLOCATION PORTFOLIO	0	19.161	19.161
**D	THRIVENT AGGRESSIVE ALLOCATION PORTFOLIO	0	5.493	5.493
**D	THRIVENT MODERATE ALLOCATION FUND	0	2.118	2.118
**D	THRIVENT MODERATELY AGGRESSIVE ALLOCATION FUND	0	3.463	3.463
**D	THRIVENT AGGRESSIVE ALLOCATION FUND	0	6.740	6.740
**D	THRIVENT PARTNER WORLDWIDE ALLOCATION FUND	0	1.913	1.913
**D	THRIVENT PARTNER WORLDWIDE ALLOCATION PORTFOLIO	0	48.880	48.880
**D	THRIVENT BALANCED INCOME PLUS FUND	0	89.634	89.634
**D	THRIVENT BALANCED INCOME PLUS PORTFOLIO	0	8.617	8.617
**D	THRIVENT GLOBAL STOCK PORTFOLIO	0	10.315	10.315
**D	THRIVENT CORE INTERNATIONAL EQUITY FUND	0	124.904	124.904
**D	THRIVENT DIVERSIFIED INCOME PLUS FUND	0	72.971	72.971
**D	THRIVENT DIVERSIFIED INCOME PLUS PORTFOLIO	0	171.504	171.504
**D	THRIVENT INTERNATIONAL INDEX PORTFOLIO	0	13.721	13.721
**D	RUSSELL INVESTMENTS CANADIAN DIVIDEND POOL	0	10.548	10.548
**D	RUSSELL INVESTMENTS GLOBAL EQUITY POOL	0	4.246	4.246
**D	RUSSELL INVESTMENTS OVERSEAS EQUITY FUND	0	21.685	21.685
**D	RUSSELL INVESTMENTS OVERSEAS EQUITY POOL	0	167.969	167.969
**D	RUSSELL INVESTMENTS MULTI-FACTOR INTERNATIONAL EQUITY	0	92.848	92.848
**D	RUSSELL INVESTMENTS OVERSEAS EQUITY FUND	0	1.179	1.179
**D	GOV OF HM THE SULTAN AND YANG DI-PERTUAN OF BRUNEI DARUSSALAM	0	47.228	47.228
**D	BAMCOR OVERSEAS POOLED FUND	0	102.129	102.129
**D	ALBERTA INVESTMENT MANAGEMENT CORPORATION	0	77.059	77.059
**D	BESJARDINS DEVEL EX-USA EX-CANADA MULTIF - CONTROLLED VOL ETF	0	424.100	424.100
**D	BANK OF KOREA	0	18.376	18.376
**D		0	10.517	10.517

84573/1709

84573/1710

LISTA ESITO DELLE VOTAZIONE
 Oggetto: Nomina dei Sindaci.

FAVOREVOLI alla LISTA 1

Badge	Regione Sociale	Proprio	Delega	Totale
**D	STATE STREET IRELAND UNIT TRUST	0	254.197	254.197
**D	SSGA SPDR ETFs EUROPE I PUBLIC LIMITED COMPANY	0	255.313	255.313
**D	SSGA SPDR ETFs EUROPE II PUBLIC LIMITED COMPANY	0	1.529.998	1.529.998
**D	SIR DAVID TRENCH FUND FOR RECREATION	0	2.930	2.930
**D	CALIFORNIA PUBLIC EMPLOYEES RETIREMENT SYSTEM	0	4.174.700	4.174.700
**D	DELTASHARES S+P INTERNATIONAL MANAGED RISK ETF	0	6.170	6.170
**D	TEACHER RETIREMENT SYSTEM OF TEXAS	0	4.096.015	4.096.015
**D	DWS INVESTMENT GMBH FOR DEAM-FONDS PG EQ	0	53.488	53.488
**D	AXA INV MAN SCHWEIZ AG OBO AXA (CH) STRAT FD - GLOBAL EQ CHE	0	7.022	7.022
**D	FINEBRIDGE GLOBAL FUNDS	0	7.894	7.894
**D	DWS INVESTMENT GMBH FOR DEAM-FONDS GSK 1	0	32.004	32.004
**D	UNITED GLOBAL RESOURCES FUND	0	6.602	6.602
**D	SO CA UFCW UNIONS AND FOOD EMPLOYERS JOINT PENSION TRUST	0	238.262	238.262
**D	VANGUARD FTSE DEVELOPED EUROPE INDEX ETF	0	8.371	8.371
**D	VANECK VECTORS NATURAL RESOURCES ETF	0	21.215	21.215
**D	THE WELLINGTON TR COM NATIONAL ASS MULT COLLECT INV F	0	149.158	149.158
**D	THE WELLINGTON TR CO NAT ASS MULT C TR F TR, OPPORT EQ PTF	0	100.332	100.332
**D	WELLINGTON TR CO NAT ASS MULT COM DIVER INFL HEDGED II	0	13.912	13.912
**D	THE WELLINGTON TR CO NAT ASS MULT COLLECTIVE INV F TRUST	0	147.355	147.355
**D	WELLINGTON TR CO NAT ASS MULT COMM TR FD TR GLB MAN RISK PORT	0	26.515	26.515
**D	WELLINGTON TST CO NAT ASS MULT COM TST FD TST CON VALUE INF	0	425.629	425.629
**D	WELLINGTON TST CO, NAT ASS MULT COMM T F T - INT CON VA PORT	0	898.872	898.872
**D	WISDOMTREE ISSUER PUBLIC LIMITED COMPANY	0	50.687	50.687
**D	DIVERSIFIED MARKETS (2010) POOLED FUND TRUST	0	8.915	8.915
**D	WASHINGTON STATE INVESTMENT BOARD	0	3.992.826	3.992.826
**D	WISDOMTREE DYNAMIC CURRENCY HEDGED INTRNL EQUITY FUND	0	77.796	77.796
**D	WISDOMTREE INTERNATIONAL HIGH DIVIDEND FUND	0	165.785	165.785
**D	WISDOMTREE INTERNATIONAL EQUITY FUND	0	255.569	255.569
**D	WISDOMTREE GLOBAL HIGH DIVIDEND FUND	0	17.970	17.970
**D	WISDOMTREE INTERNATIONAL DIVIDEND EX-	0	127.038	127.038
**D	WISDOMTREE INTERNATIONAL LARGE CAP DIVIDEND	0	227.004	227.004
**D	NEW YORK STATE TEACHERS RETIREMENT SYSTEM	0	1.330.884	1.330.884
**D	BMO CORPORATE CLASS INC.	0	99.821	99.821
**D	BMO MONTHLY INCOME FUND	0	92.996	92.996
**D	BMO GLOBAL EQUITY FUND	0	5.934	5.934
**D	BMO INTERNATIONAL EQUITY FUND	0	250.522	250.522
**D	BMO DIVERSIFIED INCOME PORTFOLIO	0	43.111	43.111
**D	PRUDENTIAL RETIREMENT INSURANCE AND ANNUITY COMPANY	0	80.000	80.000
**D	WELLINGTON MANAGEMENT FUNDS (IRELAND) PLC	0	13.419	13.419
**D	MANULIFE ASSET MANAGEMENT INTERNATIONAL EQUITY	0	101.221	101.221
**D	ZURICH INVEST ICAV	0	230.257	230.257
**D	SS BK AND TRUST COMPANY INV FUNDS FOR TAXEMPT	0	11.644.633	11.644.633
**D	RESOURCE STOCK INDEX COMMON TRUST FUND	0	194.710	194.710

LISTA ESITO DELLE VOTAZIONE

Oggetto: Nomina dei Sindaci.

FAVOREVOLI alla LISTA 1

Badge	Ragione Sociale	Proprio	Delega	Totale
**D	SSGA ACWI INTEGR ALPHA SELECT NON-LENDING QP COMMON	0	7.207	7.207
**D	SSGA S+P GLB LARGEMIDCAP NAT RES INDEX NON-LEND QP	0	372.923	372.923
**D	SSGA FTSE RAFI DEVELOPED 1000 INDEX NON-LENDING COMMON	0	56.343	56.343
**D	STATE STREET GLOBAL MANAGED VOL ALPHA NON-LENDING COM	0	97.581	97.581
**D	SS FTSE DEV COMPREHENSIVE FACTOR IND NON-	0	2.608	2.608
**D	STATE STREET RAFI DEVELOP EX-US INDEX NON-LENDING COMMON	0	11.063	11.063
**D	SSGA MSCI EUROPE SCREENED INDEX NON-LENDING COMMON	0	250.750	250.750
**D	MSCI EAFE PROV SCREENED INDEX NON - LENDING COMMON TR	0	55.383	55.383
**D	STATE STREET GLOBAL ADVISORS LUXEMBOURG SICAV	0	1.242.598	1.242.598
**D	DB X-TRACKERS	0	9.837.973	9.837.973
**D	DEUTSCHE AM MULTI ASSET PIR FUND	0	404.617	404.617
**D	DWS INVESTMENT S.A. FOR ZURICH GLOBAL EQUITY	0	9.827	9.827
**D	DWS INVESTMENT S.A. FOR ARERO - DER WELTFONDS	0	48.975	48.975
**D	MULTICOOPERATION SICAV	0	16.701	16.701
**D	SOMOMA COUNTY EMPLOYEES RETIREMENT ASSOCIATION	0	121.643	121.643
**D	RUSSELL INVESTMENT COMPANY II PLC	0	28.311	28.311
**D	MFS VAR INSURANCE TRUST II-MFS GLOBAL TACTICAL ALLOCATION	0	102.602	102.602
**D	MFS RESEARCH INTERNATIONAL FUND	0	6.273.927	6.273.927
**D	MFS VARIABLE INSURANCE TRUST II - MFS RESEARCH INT	0	254.922	254.922
**D	IBM 401K PLUS PLAN	0	466.704	466.704
**D	OREGON PUBLIC EMPLOYEES RETIREMENT SYSTEM	0	1.149.059	1.149.059
**D	RUSSELL TRUST CO COMMINGLED EMPLOYEE BENEFIT FUNDS TRUST	0	963.748	963.748
**D	SAN DIEGO CITY EMPLOYEES' RETIREMENT SYSTEM	0	370.361	370.361
**D	GENERAL CONFERENCE CORPORATION OF SEVENTH DAY	0	66.977	66.977
**D	BRIGHTHOUSE FUNDS TRUST I -MFS RESEARCH INTERNATIONAL PTF	0	981.425	981.425
**D	COMAGRA FOODS MASTER PENSION TRUST	0	63.692	63.692
**D	PACE INTERNATIONAL EQUITY INVESTMENTS	0	553.173	553.173
**D	RUSSELL INVESTMENT COMPANY - RUSSELL INTERN DEVELOPED MKT	0	685.274	685.274
**D	RUSSELL INVESTMENT COMPANY RUSSELL GLOBAL EQUITY FUND	0	246.845	246.845
**D	REGIME DE RETRAITE DE L'UNIVERSITE DE MONTREAL	0	328.154	328.154
**D	MERCY HEALTH	0	95.062	95.062
**D	BOSTON RETIREMENT SYSTEM	0	126.320	126.320
**D	VALIC COMPANY I - INTERNATIONAL EQUITIES INDEX FUND	0	209.546	209.546
**D	BRIGHTHOUSE FUNDS TRUST II - METLIFE MSCI EAFE INDEX PTF	0	181.060	181.060
**D	STATE OF MINNESOTA	0	1.418.096	1.418.096
**D	RUSSELL INVESTMENT FUNDS INTERNATIONAL DEVELOPED MARKETS	0	127.121	127.121
**D	ALAMEDA-COUNTY EMPLOYEES' RETIREMENT ASSOCIATION	0	550.558	550.558
**D	MERCER NON-US CORE EQUITY FUND	0	525.406	525.406
**D	JOHN HANCOCK LIFE AND HEALTH INSURANCE COMPANY	0	136.070	136.070
**D	MASSMUTUAL SELECT OVERSEAS FUND	0	206.845	206.845
**D	SPDR MSCI ACWI EX-US ETF	0	167.369	167.369
**D	SPDR S+P INTERNATIONAL DIVIDEND ETF	0	1.161.267	1.161.267
**D	SPDR PORTFOLIO DEVELOPED WORLD EX-US ETF	0	907.818	907.818

174

LISTA ESITO DELLE VOTAZIONE

Oggetto: Nomina dei Sindaci.

FAVOREVOLI alla LISTA 1

Badge	Ragione Sociale	Proprio	Delega	Totale
**D	MORGAN STANLEY INSTITUTIONAL FD TR - GLOBAL STRATEGIST PFF	0	10.436	10.436
**D	MORGAN STANLEY VAR INS FUND, INC. GLOBAL STRATEGIST PORTFOLIO	0	1.280	1.280
**D	SIORNA STRATEGIC INCOME FUND	0	42.263	42.263
**D	PACIFIC SELECT FUND INTERNATIONAL VALUE PORTFOLIO	0	1.492.134	1.492.134
**D	PACIFIC SELECT FUND INTERNATIONAL LARGE CAP PORTFOLIO	0	800.049	800.049
**D	WELLINGTON DIVERSIFIED INFLATION HEDGES FUND	0	137.740	137.740
**D	EMPLOYEES RETIREMENT SYSTEM OF THE CITY OF PROVIDENCE	0	80.156	80.156
**D	MERCY HEALTH RETIREMENT TRUST	0	47.671	47.671
**D	WELLINGTON TR CO NAT ASS COM TR F TR DIVERS INFLATION HDG PTF	0	147.584	147.584
**D	SPDR STOXX EUROPE 50 ETF	0	46.593	46.593
**D	SPDR DJ EURO STOXX 50 ETF	0	1.605.475	1.605.475
**D	COMMON TRUST ITALY FUND	0	2.032.251	2.032.251
**D	WORLD INDEX OLUS SECURITIES LENDING COMMON TRUST FUND	0	11.963	11.963
**D	NATWEST TR AND DEP SERV LTD AS TRUSTEE O LF PRUD EURO QIS FD	0	411.983	411.983
**D	SPDR S+P WORLD EX AUSTRALIA FUND	0	6.549	6.549
**D	RUSSELL INVESTMENTS LOW CARBON GLOBAL SHARES FUND	0	25.246	25.246
**D	EMERGENCY SERVICES SUPERANNUATION SCHEME	0	11.281	11.281
**D	FIRST STATE SUPERANNUATION SCHEME	0	414.013	414.013
**D	MFS LOW VOLATILITY GLOBAL EQUITY TRUST	0	892	892
**D	PANAGORA DYNAMIC GLOBAL EQUITY FUND	0	37.525	37.525
**D	NGS SUPER	0	214.427	214.427
**D	INTERNATIONAL EQUITIES SECTOR TRUST	0	3.296	3.296
**D	SUNSUPER SUPERANNUATION FUND	0	206.471	206.471
**D	RUSSELL INVESTMENTS INTERNATIONAL SHARES FUND	0	12.557	12.557
**D	STATE STREET INTERNATIONAL EQUITIES INDEX TRUST	0	82.790	82.790
**D	BLACKROCK AM SCHWEIZ AG OBO BIFS WORLD EX SWITZ EQ	0	55.875	55.875
**D	PEOPLE'S BANK OF CHINA	0	8.196.737	8.196.737
**D	FLOURISH INVESTMENT CORPORATION	0	696.363	696.363
**D	THE TRUSTEES OF BP PENSION FUND	0	382.700	382.700
**D	FAMILY INVESTMENTS CHILD TRUST FUND	0	70.338	70.338
**D	FAMILY INVESTMENTS GLOBAL ICVC FAMILY BALANCED INT FUND	0	45.855	45.855
**D	HSBC AS TRUSTEE FOR SSGA EUROPE EX UK EQUITY TRACKER FUND	0	2.335.856	2.335.856
**D	AMEC FOSTER WHEELER PENSION PLAN	0	187.856	187.856
**D	NATWEST TRU-DEP SERV LTD ATO ST. JAMES' S PL GL EQ ON TR	0	202.862	202.862
**D	MANAGED PENSION FUNDS LIMITED	0	1.532.342	1.532.342
**D	THE TRUSTEES OF JOHNSON & JOHNSON UK GROUP RETIREMENT	0	157.838	157.838
**D	OLD MUTUAL LIFE ASSURANCE COMPANY (SOUTH AFRICA) LIMITED	0	1.700	1.700
**D	THE TRUSTEES OF ELECTRONIC DATA SYSTEMS 1994 PENSION	0	5.874	5.874
**D	THE TRUSTEES OF ELECTRONIC DATA SYSTEMS LTD	0	22.477	22.477
**D	HBOS INTERNATIONAL INV FUNDS ICVC- EUROPEAN FUND	0	308.468	308.468
**D	HBOS INTERNATIONAL INV FUNDS ICVC- INTERNATIONAL	0	477.317	477.317
**D	BMO INVESTMENT FUNDS (UK) ICVC IV BMO GLOBAL EQUITY FUND	0	84.452	84.452
**D	THE TRUSTEES OF GOLDMAN SACHS UK RETIREMENT PLAN	0	8.770	8.770

LISTA ESITO DELLE VOTAZIONE

Oggetto: Nomina dei Sindaci.

FAVOREVOLI alla LISTA 1

Badge	Ragione Sociale	Proprio	Delega	Totale
**D	M+G INVESTMENT FUNDS (1)- M+G EUROPEAN INDEX	0	36.980	36.980
**D	M+G INVESTMENT FUNDS (1)- M+G EUROPEAN SELECT FUND	0	169.088	169.088
**D	THE TRUSTEES OF THE GE UK PENSION COMMON INVESTMENT NATIONAL TRUST FOR SCOTLAND	0	75.101	75.101
**D	THE TRUSTEES OF THE CARNEGIE TRUST FOR UNI OF SCOTLAND	0	57.286	57.286
**D	VANGUARD INV FDS ICVC-VANG FTSE DEV MOR LD EX - UK EQT IND	0	208.566	208.566
**D	VANGUARD INV F ICVC-VANGUARD FTSE DEV EUROPE EX-UK EQ INDEX	0	593.935	593.935
**D	VANGUARD INV FUNDS ICVC-VANGUARD FTSE GLOB ALL CAP IND FUND	0	1.052.268	1.052.268
**D	PUBLIC AUTHORITY FOR SOCIAL INSURANCE	0	23.719	23.719
**D	MULTI-MANAGER ICVC - MULTI-MANAGER UKEQUITY INCOME FUND	0	19.740	19.740
**D	INVESTEC FUNDS SERIES II GLOBAL ENERGY FUND	0	252.752	252.752
**D	INVESTEC FUNDS SERIES I - ENHANCED NATURAL RESOURCES FUND	0	169.303	169.303
**D	SCOTTISH WIDOWS OVERSEAS GROWTH INV F ICVC - EURO GROWTH	0	72.693	72.693
**D	SCOTTISH WIDOWS OVERSEAS GROWTH INV FUNDS ICVC-GLOBAL	0	836.299	836.299
**D	ARROWSTREET ACWI EX US ALPHA EXTENSION TRUST FUND U	0	239.298	239.298
**D	ARROWSTREET SAFE ALPHA EXTENSION TRUST FUND	0	184.173	184.173
**D	PINEBRIDGE GLOBAL DYNAMIC ASSET ALLOCATION FUND LLC	0	92.312	92.312
**D	MONETARY AUTHORITY OF SINGAPORE	0	385	385
**D	SPARINVEST GLOBAL VALUE	0	1.160.013	1.160.013
**D	STG PFDS CORP EXPRESS MANDAAT ALLIANCE CAPITA	0	82.129	82.129
**D	STICHTING PENSIOENFONDS FGB UBS- MSCI EUROPE EQUITY PASSIVE	0	15.894	15.894
**D	STICHTING PENSIOENFONDS FGB URS- GLOBAL EQUAL WEIGHTED EQUITY	0	1.186.807	1.186.807
**D	STICHTING TELEGRAAF PENSIOENFONDS 1959	0	72.557	72.557
**D	STICHTING BEDRIJFSPENSIOENFONDSVOOR DE LANDEBOW MANDAAT BLACKRO	0	19.834	19.834
**D	ONDERLANGE LEVENSVZERKERING MAATSCHAPPIJ 'S-GRAVENHAGE UA	0	217.733	217.733
**D	STG PFDS ACHMEA MANDAAT BLACKROCK	0	186.000	186.000
**D	STICHTING PENSIOENFONDS RGB	0	127.797	127.797
**D	STICHTING PENSIOENFONDS WOMEN	0	100.620	100.620
**D	THE CANADA LIFE ASSURANCE COMPANY	0	63.737	63.737
**D	THE CANADA LIFE ASSURANCE COMPANY	0	4	4
**D	CO-OPERATIVE SUPERANNUATION SOCIETY PENSION PLAN	0	1	1
**D	THE GREAT-WEST LIFE ASSURANCE COMPANY	0	1	1
**D	THE GREAT-WEST LIFE ASSURANCE COMPANY	0	136.915	136.915
**D	COUNSEL DEFENSIVE GLOBAL EQUITY	0	8.674	8.674
**D	COUNSEL GLOBAL LOW VOLATILITY EQU	0	2.085	2.085
**D	IPC MULTI-FACTOR INTERNATIONAL EQUITY	0	66.421	66.421
**D	INVESTORS LOW VOLATILITY GLOBAL EQUITY FUND	0	11.984	11.984
**D	IPROVILE INTERNATIONAL EQUITY POOL	0	907.115	907.115
**D	LONDON LIFE INSURANCE COMPANY	0	526.492	526.492
**D	LONDON LIFE INSURANCE COMPANY	0	1	1
**D	LONDON LIFE INSURANCE COMPANY	0	1	1
**D	LONDON LIFE INSURANCE COMPANY	0	1	1
**D	LONDON LIFE INSURANCE COMPANY	0	1	1
**D	LONDON LIFE INSURANCE COMPANY	0	1	1

84573/1713

LISTA ESITO DELLE VOTAZIONE

Oggetto: Nomina dei Sindaci.

FAVOREVOLI alla LISTA I

Badge	Regione Sociale	Proprio	Delega	Totale
**D	LONDON LIFE INSURANCE COMPANY	0	1	1
**D	LEITH WHEELER INTERNATIONAL EQUITY PLUS FUND	0	60.797	60.797
**D	GLOBAL ALL CAP EQUITY FUND (SETANTA)	0	11.289	11.289
**D	GLOBAL LOW VOLATILITY FUND (ILIM)	0	2.520	2.520
**D	GROWTH AND INCOME FUND (GWLIM)	0	2.821	2.821
**D	LONDON LIFE PATHWAYS INTERNATIONAL EQUITY FUND	0	6.796	6.796
**D	GLOBAL DIVIDEND CLASS (SETANTA)	0	167.816	167.816
**D	GROWTH AND INCOME CLASS (GWLIM)	0	22.986	22.986
**D	GLOBAL DIVIDEND FUND (SETANTA)	0	158.588	158.588
**D	GLOBAL EQUITY CLASS (SETANTA)	0	49.988	49.988
**D	PURPOSE INTERNATIONAL DIVIDEND FUND	0	111.336	111.336
**D	PURPOSE FUND CORP	0	15.549	15.549
**D	RESOLUTE FOREIGN EQUITY MASTER TRUST FUND	0	558.599	558.599
**D	PIER 21 GLOBAL EQUITY POOL (SETANTA PIER 21 GLOBAL EQUITY POOL)	0	110.823	110.823
**D	PIER 21 EAFE EQUITY POOL (SETANT A)	0	31.100	31.100
**D	T. ROWE PRICE INTL CONCENTRATED EQUITY POOL	0	2.637	2.637
**D	IMPERIAL INTERNATIONAL EQUITY POOL	0	104.284	104.284
**D	FIRST ASSET MORNINGSTAR INTERNATIONAL VALUE INDEX ETF	0	131.292	131.292
**D	WINDWISE MSCI EAFE INDEX NON-LENDING, FUND FOR EXEMPT ORG.	0	121.868	121.868
**D	EMO PRIVATE INTERNATIONAL EQUITY PORTFOLIO	0	772.364	772.364
**D	CIBC INTERNATIONAL INDEX FUND	0	1	1
**D	CIBC EUROPEAN INDEX FUND	0	15.725	15.725
**D	CIBC POOLED INTERNATIONAL EQUITY INDEX FUND	0	12.831	12.831
**D	AZ EURO INVESTMENTS S.A.	0	451.289	451.289
**D	AKA WORLD FUNDS	0	125.263	125.263
**D	BLACKROCK GLOBAL INDEX FUNDS	0	8.552	8.552
**D	MFS MERIDIAN FUNDS	0	1.748.842	1.748.842
**D	MFS INVESTMENT FUNDS	0	898.557	898.557
**D	INVESTEC GLOBAL STRATEGY FUND	0	1.215.994	1.215.994
**D	ISHARES MSCI EAFE INTERNATIONAL INDEX FUND	0	1.073.957	1.073.957
**D	ISHARES MSCI ACWI ETF	0	556.940	556.940
**D	ISHARES MSCI ACWI EX US ETF	0	439.950	439.950
**D	ISHARES GLOBAL ENERGY ETF	0	1.421.213	1.421.213
**D	ISHARES MSCI EUROZONE ETF	0	2.366.924	2.366.924
**D	ISHARES EUROPE ETF	0	423.798	423.798
**D	ISHARES MSCI EAFE ETF	0	9.360.438	9.360.438
**D	ISHARES MSCI EAFE VALUE ETF	0	2.077.171	2.077.171
**D	ISHARES MSCI ITALY ETF	0	8.778	8.778
**D	ISHARES INTERNATIONAL SELECT DIVIDEND ETF	0	1.403.261	1.403.261
**D	ISHARES CORE MSCI EUROPE ETF	0	5.426.024	5.426.024
**D	ISHARES EDGE MSCI MIN VOL EUROPE ETF	0	884.441	884.441
**D	ISHARES EDGE MSCI INTL VALUE FACTOR ETF	0	3.466	3.466
**D		0	143.113	143.113

84573/1714

LISTA ESITO DELLE VOTAZIONE

Oggetto: Nomina dei Sindaci.

FAVOREVOLI alla LISTA 1

Badge	Ragione Sociale	Proprio	Delega	Totale
**D	ISHARES EDGE MSCI INTL SIZE FACTOR ETF	0	572	572
**D	ISHARES ESG MSCI EAFE ETF	0	495.389	495.389
**D	ISHARES MSCI GLOBAL ENERGY PRODUCERS ETF	0	71.360	71.360
**D	ISHARES MSCI WORLD ETF	0	48.255	48.255
**D	ISHARES CORE MSCI EAFE ETF	0	10.981.295	10.981.295
**D	ISHARES CORE MSCI TOTAL INTERNATIONAL STOCK ETF	0	2.050.848	2.050.848
**D	ISHARES CORE MSCI INTERNATIONAL DEVELOPED MARKETS ETF	0	406.520	406.520
**D	ISHARES CORE MSCI EAFE IMI INDEX ETF	0	434.660	434.660
**D	ISHARES MSCI EUROPE IMI INDEX ETF	0	48.179	48.179
**D	ISHARES ESG MSCI EAFE INDEX ETF	0	3.190	3.190
**D	ISHARES INTERNATIONAL FUNDAMENTAL INDEX ETF	0	42.781	42.781
**D	ISHARES GLOBAL MONTHLY DIVIDEND INDEX ETF (CAD-HEDGED)	0	48.990	48.990
**D	CONNECTICUT GENERAL LIFE INSURANCE COMPANY	0	6.036	6.036
**D	TOTAL INTERNATIONAL EX U.S. INDEX MASTER PORTFOLIO OF MASTER INV	0	129.285	129.285
**D	ARROWSTREET INTERNATIONAL EQUITY EAFE TRUST FUND	0	159.007	159.007
**D	ARROWSTREET INTERNATIONAL EQUITY ACWI EX US TRUST FUND	0	915.726	915.726
**D	UNITED TECHNOLOGIES CORPORATION EMPLOYEE SAVINGS PLAN MASTER TRU	0	285.167	285.167
**D	BEAR CREEK INC.	0	7.851	7.851
**D	COMMONFUND DIRECT SERIES LLC - CF TROME PRICE EUROPEAN EQUITY SE	0	504.840	504.840
**D	CITY UNIVERSITY OF NEW YORK	0	3.394	3.394
**D	XTRACKERS (IE) PUBLIC LIMITED COMPANY	0	245.078	245.078
**D	MICROSOFT CORPORATION SAVINGS PLUS 401(K) PLAN	0	377.967	377.967
**D	MFS INTERNATIONAL EQUITY FUND II	0	827.691	827.691
**D	MFS INTERNATIONAL EQUITY FUND	0	266.564	266.564
**D	MFS GLOBAL EQUITY VALUE FUND	0	163.544	163.544
**D	FEG SELECT	0	100.989	100.989
**D	FEDERATION EMPLOYEES PENSION TRUST	0	120.123	120.123
**D	FRANKLIN TEMPLETON ETF TRUST - FRANKLIN FTSE EUROPE ETF	0	65.250	65.250
**D	FRANKLIN TEMPLETON ETF TRUST - FRANKLIN FTSE ITALY ETF	0	23.241	23.241
**D	FRANKLIN FTSE EUROPE EX U.K. INDEX ETF	0	34.521	34.521
**D	FRANKLIN TEMPLETON ETF TRUST - FRANKLIN FTSE EUROPE HEDGED ETF	0	1.283	1.283
**D	FRANKLIN TEMPLETON ETF TRUST-FRANKLIN LIBERTY SYSTEMATIC STYLE P	0	13.980	13.980
**D	HAND COMPOSITE EMPLOYEE BENEFIT TRUST	0	29.912	29.912
**D	PIMCO BALANCED INCOME FUND (CANADA)	0	3.994	3.994
**D	HARTFORD MULTI-ASSET INCOME FUND	0	5.977	5.977
**D	HARTFORD INTERNATIONAL EQUITY FUND	0	142.761	142.761
**D	THE HARTFORD INTERNATIONAL VALUE FUND	0	1.849.170	1.849.170
**D	THE HARTFORD GLOBAL REAL ASSET FUND	0	111.035	111.035
**D	ROCHE P.S. RETIREMENT PLANS MASTER TRUST	0	116.434	116.434
**D	KAISER FOUNDATION HEALTH PLAN INC RETIREE HEALTH AND WELFARE PLA	0	47.304	47.304
**D	FIRST CHURCH OF CHRIST SCIENTIST	0	11.372	11.372
**D	JANUS CAPITAL MANAGEMENT LLC	0	360	360
**D	INTECH GLOBAL ALL COUNTRY ENHANCED INDEX FUND LLC	0	1.694	1.694

84573/1715

84573/1716

LISTA ESITO DELLE VOTAZIONE

Oggetto: Nomina dei Sindaci.

FAVOREVOLI alla LISTA I

Badge	Regione Sociale	Proprio	Delega	Totale
**D	SUNAMERICA EQUITY FUNDS AIG INTERNATIONAL DIVIDEND STRATEGY FUND	0	69.019	69.019
**D	SUNAMERICA SPECIALTY SERIES AIG INCOME EXPLORER FUND	0	26.033	26.033
**D	SEASONS SERIES TRUST SA PUTNAM ASSET ALLOCATION DIVERSIFIED GROW	0	9.207	9.207
**D	SUNAMERICA SERIES TRUST SA JPM DIVERSIFIED BALANCED PORTFOLIO	0	3.338	3.338
**D	SEASONS SERIES TRUST SA MULTI-MANAGED INTERNATIONAL EQUITY PORTF	0	20.019	20.019
**D	SUNAMERICA SERIES TRUST SA BLACKROCK VCP GLOBAL MULTI ASSET PORT	0	1.769	1.769
**D	SUNAMERICA SERIES TRUST- SA SCHRODERS VCP GLOBAL ALLOCATION PORT	0	5.525	5.525
**D	SUNAMERICA SERIES TRUST - SA INTERNATIONAL INDEX PORTFOLIO	0	83.596	83.596
**D	SUNAMERICA SERIES TRUST SA TEMPLETON FOREIGN VALUE PORTFOLIO	0	547.648	547.648
**D	KP INTERNATIONAL EQUITY FUND	0	276.898	276.898
**D	CAYMAN ISLANDS CHAMBER OF COMMERCE PENSION FUND	0	22.366	22.366
**D	LVIP MONDRIAN INTERNATIONAL VALUE FUND	0	1.741.130	1.741.130
**D	LVIP SSGA INTERNATIONAL INDEX FUND	0	596.325	596.325
**D	RHUMBLINE INTERNATIONAL POOLED INDEX TRUST	0	46.485	46.485
**D	ALLIANCEBERNSTEIN INTERNATIONAL ALL-COUNTRY PASSIVE SERIES	0	6.133	6.133
**D	TALCOTT RESOLUTION LIFE INSURANCE COMPANY	0	20.230	20.230
**D	NEW YORK STATE DEFERRED COMPENSATION PLAN	0	45.595	45.595
**D	NORTHWESTERN MUTUAL SERIES FUND, INC. - INTERNATIONAL EQUITY POR	0	1.246.735	1.246.735
**D	NORTHWESTERN MUTUAL SERIES FUND, INC. - RESEARCH INTERNATIONAL C	0	445.100	445.100
**D	CITY OF NEW YORK GROUP TRUST	0	13.000	13.000
**D	CITY OF NEW YORK GROUP TRUST	0	15.000	15.000
**D	CITY OF NEW YORK GROUP TRUST	0	7.329	7.329
**D	CITY OF NEW YORK GROUP TRUST	0	9.679	9.679
**D	CITY OF NEW YORK GROUP TRUST	0	21.590	21.590
**D	CITY OF NEW YORK GROUP TRUST	0	14.329	14.329
**D	CITY OF NEW YORK GROUP TRUST	0	25.450	25.450
**D	CITY OF NEW YORK GROUP TRUST	0	21.060	21.060
**D	CITY OF NEW YORK GROUP TRUST	0	24.470	24.470
**D	CITY OF NEW YORK GROUP TRUST	0	337.158	337.158
**D	CITY OF NEW YORK GROUP TRUST	0	291.955	291.955
**D	CITY OF NEW YORK GROUP TRUST	0	261.740	261.740
**D	CITY OF NEW YORK GROUP TRUST	0	21.930	21.930
**D	FIDELITY COVINGTON TRUST: FIDELITY INTL VALUE FACTOR ETF	0	6.571	6.571
**D	FIDELITY COVINGTON TRUST: FIDELITY TARGETED INTL FACTOR ETF	0	773	773
**D	PIMCO RAE INTERNATIONAL FUND LLC	0	239.284	239.284
**D	PIMCO EQUITY SERIES: PIMCO DIVIDEND AND INCOME FUND	0	55.718	55.718
**D	PIMCO EQUITY SERIES: PIMCO RAE INTERNATIONAL FUND	0	401.268	401.268
**D	PRINCIPAL DIVERSIFIED REAL ASSET CIT	0	70.820	70.820
**D	ARROWSTREET (CANADA) INTERNATIONAL DEVELOPED MARKET EX US FUND I	0	40.707	40.707
**D	PUTNAM WORLD TRUST	0	4.026	4.026
**D	PES:PIMCO RAFI DYNAMIC MULTI-FACTOR INTERNATIONAL EQUITY ETF	0	4.420	4.420
**D	ALASKA COMMON TRUST FUND	0	110.211	110.211
**D	RUSSELL INVESTMENTS INSTITUTIONAL FUNDS, LLC INTERNATIONAL EQUIT	0	7.605	7.605

LISTA ESITO DELLE VOTAZIONE

Oggetto: Nomina dei Sindaci.

FAVOREVOLI alla LISTA 1

Badge	Ragione Sociale	Proprio	Delega	Totale
**D	RUSSELL INVESTMENTS INSTITUTIONAL FUNDS, LLC GLOBAL EQUITY FUNDS	0	433	433
**D	INTERNATIONAL PUBLIC EQUITY, LLC	0	81.402	81.402
**D	SSGA MSCI ACWI EX-USA INDEX NON-LENDING DAILY TRUST	0	57.097	57.097
**D	SERVICES GROUP OF AMERICA INC	0	660	660
**D	HARTFORD SCHRODERS INTERNATIONAL MULTI-CAP VALUE FUND	0	898.301	898.301
**D	SIERRA/TEMPLETON INTERNATIONAL EQUITY TRUST	0	38.530	38.530
**D	WILMINGTON TRUST COLLECTIVE INVESTMENT TRUST	0	1.046.567	1.046.567
**D	ROMAN CATHOLIC BISHOP OF SPRINGFIELD A CORPORATION SOLE	0	1.746	1.746
**D	TEMPLETON INTERNATIONAL EQUITY FUND	0	887.233	887.233
**D	TENNESSEE CONSOLIDATED RETIREMENT SYSTEM	0	2.271.144	2.271.144
**D	VANGUARD FTSE DEVELOPED EUROPE ALL CAP INDEX ETF	0	36.025	36.025
**D	VANGUARD FTSE DEVELOPED ALL CAP EX NORTH AMERICA INDEX ETF	0	161.093	161.093
**D	VANGUARD DEVELOPED ALL-CAP EX NORTH AMERICA EQUITY INDEX POOLED	0	13.641	13.641
**D	VANGUARD GLOBAL VALUE FACTOR ETF	0	1.651	1.651
**D	VANGUARD FTSE DEVELOPED EX NORTH AMERICA HIGH DIVIDEND YIELD IND	0	4.218	4.218
**D	WELLS FARGO BK DECL OF TRUST ESTABL INVEST FUNDS EMPLOYEE BER TR	0	88.114	88.114
**D	WELLINGTON COMPOUND GROWTH, L.P.	0	13.891	13.891
**D	WILMINGTON TRUST COLLECTIVE INVESTMENT TRUST	0	273.089	273.089
**D	VANGUARD ENERGY FUND	0	195.191	195.191
**D	VANGUARD ENERGY FUND	0	1.556.280	1.556.280
**D	VANGUARD TOTAL WORLD STOCK INDEX FUND	0	907.518	907.518
**D	VANGUARD DEVELOPED MARKETS INDEX FUND	0	16.096.177	16.096.177
**D	HC CAPITAL TRUST- THE INSTITUTIONAL INTERNATIONAL EQUITY PORTFOLIO	0	210.749	210.749
**D	HC CAPITAL TRUST - THE ESG GROWTH PORTFOLIO	0	6.471	6.471
**D	HC CAPITAL TRUST- THE CATHOLIC SRI GROWTH PORTFOLIO	0	3.820	3.820
**D	ARKWRIGHT, LLC	0	11.841	11.841
**D	INTERNATIONAL MONETARY FUND	0	156.511	156.511
**D	PUTNAM VARIABLE TRUST - PUTNAM VT GLOBAL ASSET ALLOCATION FUND	0	4.148	4.148
**D	PUTNAM DYNAMIC ASSET ALLOCATION GROWTH FUND	0	104.565	104.565
**D	PUTNAM DYNAMIC ASSET ALLOCATION BALANCED FUND	0	68.741	68.741
**D	PUTNAM DYNAMIC ASSET ALLOCATION CONSERVATIVE FUND	0	22.190	22.190
**D	PUTNAM TOTAL RETURN TRUST	0	6.360	6.360
**D	PUTNAM RETIREMENT ADVANTAGE GAA GROWTH PORTFOLIO	0	67.787	67.787
**D	PUTNAM RETIREMENT ADVANTAGE GAA BALANCE PORTFOLIO	0	39.007	39.007
**D	PUTNAM RETIREMENT ADVANTAGE GAA CONSERVATIVE PORTFOLIO	0	11.034	11.034
**D	PUTNAM RETIREMENT ADVANTAGE GAA INCOME STRATEGIES PORTFOLIO	0	11.186	11.186
**D	PUTNAM RETIREMENT ADVANTAGE GAA EQUITY PORTFOLIO	0	22.292	22.292
**D	PUTNAM TOTAL RETURN FUND, LLC	0	4.583	4.583
**D	THE STATE OF NEVADA	0	8.971	8.971
**D	PUTNAM DYNAMIC ASSET ALLOCATION EQUITY FUND	0	2.331	2.331
**D	THORNBERG INVESTMENT INCOME BUILDER FUND	0	4.060.252	4.060.252
**D	CANADA PENSION PLAN INVESTMENT BOARD	0	10	10

84573/1717

LISTA ESITO DELLE VOTAZIONE

Oggetto: Nomina dei Sindaci.

FAVOREVOLI alla LISTA 1

Badge	Regione Sociale	Proprio	Delega	Totale
2	AVV. DARIO TREVISAN RAPPRESENTANTE DESIGNATO IN QUALITA' DI DELEGATO E SUBDELEGATO AI SENSI DELL'ART. 135-NOVIES TUF	0		0
**D	CASSA DEPOSITI E PRESTITI S.P.A.	0	936.179.478	936.179.478
**D	MINISTERO DELL'ECONOMIA E DELLE FINANZE	0	157.552.137	157.552.137
**D	HC RENTE	0	23.656	23.656
**D	SIEMENS DC BALANCED SIEMENS FONDS INVEST GMBH	0	14.393	14.393
3	SIEMENS-FONDS SIEMENS-RENTE SIEMENS FONDS INVEST GMBH	0	490.721	490.721
	AVV. DARIO TREVISAN RAPPRESENTANTE DESIGNATO IN QUALITA' DI DELEGATO AI SENSI DELL'ART. 135-UNDECIES TUF	0	0	0
**D	FONDAZIONE CASSA DI RISPARMIO DI MODENA	0	3.018.798	3.018.798
**D	CASSA NAZ. PREV. E ASS. INGEGNERI ARCH.L	0	12.687.050	12.687.050

Totale voti 1.883.031.886
 Percentuale votanti % 90,837754
 Percentuale Capitale % 51,814415

84573/1718

LISTA ESITO DELLE VOTAZIONE

Oggetto: Nomina dei Sindaci.

FAVOREVOLI alla LISTA 2

Badge	Regione Sociale	AVV. DARIO PREVISAN RAPPRESENTANTE DESIGNATO IN QUALITA' DI DELEGATO AI SENSI DELL'ART. 135-NOVIES TUF	Proprio	Delega	Totale
1			0	0	0
**D	ARCA FONDI SGR - FONDO ARCA AZIONI ITALIA		0	1.780.000	1.780.000
**D	ARCA FONDI SGR - FONDO ARCA ECONOMIA REALE BILANCIATO ITALIA 55		0	150.000	150.000
**D	BANCOPOSTA AZIONARIO EUR		0	268.371	268.371
**D	GIE ALLEANZA OBBLIGAZIONARIO		0	389.084	389.084
**D	BP AZION FLESSIBILE		0	62.816	62.816
**D	BANCOPOSTA GLOBAL EQUITY LTE BANCOPOSTA		0	3.589	3.589
**D	GENERALI INVESTMENTS SICAV		0	16.565	16.565
**D	GENERALI SMART FUNDS SICAV		0	120.198	120.198
**D	RELABA INVEST KAPITALANLAGESELSCHAFT		0	18.492	18.492
**D	KAIROS INTERNATIONAL SICAV - ITALIA		0	500.000	500.000
**D	KAIROS INTERNATIONAL SICAV EUROPAESG		0	12.000	12.000
**D	KAIROS INTERNATIONAL SICAV - TARGET ITALY ALPHA		0	26.000	26.000
**D	FIDELITY FOC VALUE UNCONSTRAINED		0	206	206
**D	ALLIANZGI FONDS APNIESA		0	78.335	78.335
**D	ALLIANZGI FONDS FEV		0	7.296	7.296
**D	ALLIANZ GI FONDS RANW II		0	50.000	50.000
**D	ALLIANZGI FONDS GANO 2		0	7.522	7.522
**D	ALLIANZGI FONDS PFD		0	1.976	1.976
**D	ALLIANZGI FONDS REINVEST		0	2.966	2.966
**D	ALLIANZGI FONDS WERT		0	3.500	3.500
**D	ALLIANZGI FONDS UGF		0	7.000	7.000
**D	ALLIANZGI FONDS DPF DELLINGER PENSIONSF0		0	19.249	19.249
**D	ALLIANZGI FONDS GANO		0	1.294	1.294
**D	ALLIANZGI FONDS FIB		0	40.000	40.000
**D	ALLIANZGI FONDS AVP		0	1.948	1.948
**D	DBI FONDS EBB		0	10.560	10.560
**D	ALLIANZGI FONDS TOB		0	7.930	7.930
**D	ALLIANZGI FONDS GDP		0	8.000	8.000
**D	ALLIANZGI FONDS NICO		0	1.854	1.854
**D	ALLIANZGI FONDS MAV		0	6.317	6.317
**D	ALLIANZGI FONDS PGD		0	10.842	10.842
**D	ALLIANZGI FONDS DUNHILL		0	6.520	6.520
**D	ALLIANZGI FONDS VSBW		0	30.025	30.025
**D	ALLIANZGI FONDS SIV		0	3.702	3.702
**D	SUREX COFONDS		0	25.000	25.000
**D	ALLIANZGI FONDS PFI		0	9.887	9.887
**D	HFZH COFONDS		0	10.000	10.000
**D	ALLIANZGI FONDS REV2		0	95.751	95.751
**D	ALLIANZGI FONDS AEE		0	60.699	60.699
**D	ALLIANZGI FONDS BPF2		0	98.899	98.899
**D	ALLIANZGI FONDS SVKK		0	2.474	2.474

84573/1719

84573/1720

LISTA ESITO DELLE VOTAZIONE
 Oggetto: Nomina dei Sindaci.

FAVOREVOLI alla LISTA 2

Badge	Ragione Sociale	Proprio	Delega	Totale
**D	KRESSHILFE 2 FONDS	0	4.210	4.210
**D	ALLIANZGI FONDS CAESAR	0	7.820	7.820
**D	ALLIANZGI FONDS DEWS	0	8.135	8.135
**D	ALLIANZGI FONDS OB PENSION	0	18.822	18.822
**D	SDK K3 FONDS	0	4.080	4.080
**D	BNP PARIBAS FUND	0	530.830	530.830
**D	GA FUND I	0	7.662	7.662
**D	BNP PARIBAS A FUND	0	7.415	7.415
**D	BNP PARIBAS EASY	0	338.864	338.864
**D	BNP PARIBAS FONDS	0	43.196	43.196
**D	AMP INTERNATIONAL EQUITY INDEX FUND HEDG	0	299.268	299.268
**D	WHOLESALE UNIT TRU MSCI GLOB IND SHAR FU	0	13.910	13.910
**D	MERCER UNHEDGED OVERSEAS SHARES TRUST	0	11.448	11.448
**D	FCPE HORIZON EP. ACTION	0	25.509	25.509
**D	FCP CAMSEST VALEURS EURO	0	381.370	381.370
**D	INDEP ACTIONS CROISSANCE	0	309.000	309.000
**D	CALCIUM QUANT	0	82.594	82.594
**D	FCP BNP PARIBAS DEEP VALUE	0	500.167	500.167
**D	AMPLI MUTUELLE	0	17.400	17.400
**D	FCP BHPP ACTION MONDE	0	10.803	10.803
**D	BNP PARIBAS EQUITY - FOCUS ITALIA	0	80.035	80.035
**D	INDEP AM	0	33.000	33.000
**D	FONDS DE RESERVE POUR LES	0	83.308	83.308
**D	STICHTING DEPOSITARY APG DEVELOPED	0	220.698	220.698
**D	URS ASSET MANAGEMENT LIFE LTD	0	1.641.458	1.641.458
**D	MANAGEMENT BOARD PUBLIC SERVICE PENSION	0	8.455	8.455
**D	URS MSCI WORLD MINIMUM VOLATILITY IND FD	0	34.423	34.423
**D	URS FTSE RAFI DEVELOPED 1000 INDEX FUND	0	5.807	5.807
**D	MINISTRY OF ECONOMY AND FINANCE	0	3.191	3.191
**D	THE MASTER TRUST BANK OF JAPAN LTD	0	2.986.129	2.986.129
**D	ALLIANZGI-FONDS DSPT	0	107.410	107.410
**D	NATIONAL PENSION INSURANCE FUND	0	4.291	4.291
**D	BUREAU OF LABOR FUNDS-LABOR PENSION FUND	0	1.108	1.108
**D	BUREAU OF LABOR FUNDS-LABOR INSURANCE FU	0	1.825	1.825
**D	BUREAU OF LABOR FUNDS - LABOR RETIREMENT FUND	0	4.290	4.290
**D	ANIMA SGR SPA - ANIMA VISCONTEO PLUS	0	213.016	213.016
**D	ANIMA SGR SPA	0	108.498	108.498
**D	ANIMA SGR SPA ANIMA CRESCITA ITALIA	0	539.468	539.468
**D	ANIMA ITALIA ANIMA SGR	0	1.898.034	1.898.034
**D	ANIMA VISCONTEO ANIMA SGR SPA	0	1.147.277	1.147.277
**D	ANIMA SFORZESCO ANIMA SGR SPA	0	559.209	559.209
**D	ANIMA SGR SPA - GESTIELLE PRO ITALIA	0	35.000	35.000
**D	ALETTI GES ABS RE	0	72.284	72.284

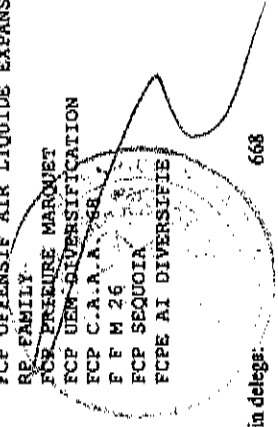
LISTA ESITO DELLE VOTAZIONE

Oggetto: Nomina dei Sindaci.

FAVOREVOLI alla LISTA 2

Badge	Ragione Sociale	Proprio	Delega	Totale
**D	ALETTI GES C MT IV	0	8.714	8.714
**D	ALETTI GES C MT V	0	142.217	142.217
**D	EXANE FUNDS 2	0	1.225.844	1.225.844
**D	CM EUROPE ACTIONS	0	31.235	31.235
**D	FCP GAILLON NATURAL RESOURCES	0	20.000	20.000
**D	FCP CM-CIC EURO ACTIONS	0	147.594	147.594
**D	FCP CM FRANCE ACTIONS	0	958.746	958.746
**D	FCP UNION FRANCE	0	138.274	138.274
**D	FCP UNION EUROPE	0	330.657	330.657
**D	FCP UNI 1	0	16.608	16.608
**D	VALORATIONS	0	28.000	28.000
**D	FCP SAINT ARBOGAST	0	1.611	1.611
**D	FCPE ACCOR DIVERSIFIE	0	3.245	3.245
**D	FCP SCORE SIGMA	0	3.810	3.810
**D	FCP SCORE SAXE	0	1.879	1.879
**D	FCP SCORE 620	0	692	692
**D	FCP TROUVU	0	217	217
**D	FCPE LAGARDERE PUBLICITE AUDIO	0	156	156
**D	OTIS EP DIVERSIFIE	0	6.257	6.257
**D	FCP ES GESTION EQUILIBRE	0	95.257	95.257
**D	FCP ES DYNAMIQUE	0	58.791	58.791
**D	FCP SCORE 2012	0	1.129	1.129
**D	ADREA DIVERSIFIE FRANCHE COMTE	0	1.054	1.054
**B	FCP MARIE	0	2.467	2.467
**D	FCP SCORE M A R S	0	83	83
**D	FCP ARPEGE ACTIONS	0	4.178	4.178
**D	FCP EPTA	0	3.317	3.317
**D	FCP FAMILIE FERRAND	0	949	949
**D	FCP PYRENEES GLOBAL	0	4.696	4.696
**D	FCP ASSOC GROUPE SAINT SAUVEUR	0	1.782	1.782
**D	FCPE GROUPE SAMSE	0	8.008	8.008
**D	FAMEM F	0	1.091	1.091
**D	FCP CONGREGATION DES SOEURS DE LA CROIX	0	373	373
**D	FCPE CONVERGENCE ACTIONS EUROPE	0	200	200
**D	FCPE FOWCIL	0	9.265	9.265
**D	FCP OFFENSIF AIR LIQUIDE EXPANS	0	8.843	8.843
**D	RE-FAMILY	0	764	764
**D	FCP PIREURE MARQUET	0	1.697	1.697
**D	FCP UEM-DIVERSIFICATION	0	643	643
**D	FCP C.A.A.A.	0	716	716
**D	F F M 26	0	1.469	1.469
**D	FCP SEQUOIA	0	2.000	2.000
**D	FCPE AI DIVERSIFIE	0	1.610	1.610

84573/1721



84573/1722

LISTA ESITO DELLE VOTAZIONE
Oggetto: Nomina dei Sindaci.

FAVOREVOLI alla LISTA 2

Badge	Ragione Sociale	Proprio	Delega	Totale
**D	FCPE FCP OCP	0	7.632	7.632
**D	FCP DOSKONIEV	0	700	700
**D	FCP SACRE COEUR	0	2.000	2.000
**D	DIVINE PROVIDENCE JMN	0	1.000	1.000
**D	FCP TVN 2018	0	1.000	1.000
**D	FCP SCORE ACTIONS	0	1.000	1.000
**D	STOCKS FINANCES	0	1.500	1.500
**D	1504 FCP THALES AVIONICS	0	2.412	2.412
**D	STAUBLI 80 20 CREDIT MUTUEL FCPE	0	8.000	8.000
**D	STAUBLI 50 50 CREDIT MUTUEL FCPE	0	5.000	5.000
**D	FCP SCORE THANNY	0	606	606
**D	FCP SCORE SAINT JOSEPH	0	575	575
**D	FCP SCORE PILLAUD	0	849	849
**D	FCP SCORE ORMESSON	0	2.320	2.320
**D	FCP SCORE M O	0	643	643
**D	FCP SCORE GALIEN	0	2.831	2.831
**D	FCP SCORE AUMEX	0	1.776	1.776
**D	FCP SCORE AD BESANCON	0	1.992	1.992
**D	FCP PIPE LINE SUD EUROPEEN	0	1.384	1.384
**D	FCP PATRIMOINE PLACEMENT 5	0	1.036	1.036
**D	FCP PATRIMOINE PLACEMENT 3	0	2.174	2.174
**D	FCP PATRIMOINE PLACEMENT 2	0	653	653
**D	LERMARK DYNAMIQUE	0	2.371	2.371
**D	FCP GUTENBERG	0	2.377	2.377
**D	FCP GROUPE FORD FRANCE	0	2.119	2.119
**D	FCP GESTION PLACEMENT 1	0	743	743
**D	1515 FCP GERARD FERRIER	0	1.629	1.629
**D	1448 FCPE GE FACTOFRANCE	0	1.828	1.828
**D	FREESCALE DIVERSIFIE	0	6.763	6.763
**D	1584 FCP FERTILSODEBO	0	2.751	2.751
**D	FCP EUROPE ASSISTANCE DIVERSIFIE	0	875	875
**D	FCP ESSO DIVERSIFIE	0	40.000	40.000
**D	FCP CRYOSTAR FRANCE	0	267	267
**D	FCP CH RIVER LABORATOIRES FRANCE	0	1.694	1.694
**D	FCP CAPSUGEL	0	3.875	3.875
**D	FCP PROVENCE DIVERSIFIE	0	230	230
**D	1262 FCP BEHR FRANCE	0	58	58
**D	FCPE AREVA ACTIONS	0	17.982	17.982
**D	APA SOLIDARITE FCP	0	1.235	1.235
**D	ACM ACTIONS PLUS	0	1.682	1.682
**D	ACM ACTIONS	0	1.210	1.210
**D	HSBC GLOBAL RESOURCES ENERGY MOTHER FUND	0	64.713	64.713
**D	VERMONT PENSION INVESTMENT COMMITTEE	0	185.155	185.155

LISTA ESITO DELLE VOTAZIONE

Oggetto: Nomina dei Sindaci.

FAVOREVOLI alla LISTA 2

Badge	Ragione Sociale	Proprio	Delega	Totale
**D	ALLIANZ CGI SUBFONDS EQUITIES	0	40.000	40.000
**D	SONDERVERMOEGEN ALLIANZGI-FONDS DSW-DREFO	0	6.822	6.822
**D	ALLIANZ PV-WS RCM SYSPRO INDEXING EUROLAND	0	1.794.577	1.794.577
**D	ALLIANZ PV-WS RCM SYSPRO VALUE EUROPE	0	23.068	23.068
**D	SONDERVERMOEGEN ALLIANZ VKA FONDS	0	153.576	153.576
**D	HSEC EFFS	0	401.320	401.320
**D	HSEC GLOBAL INVESTMENT FUNDS	0	69.752	69.752
**D	HSEC ETFs PLC	0	38.023	38.023
**D	HSEC INSTITUTIONAL TRUST SERVICES IRELAND LIMITED RE 1 GRAND CANAL SQUARE GRAND CANAL HARBOUR, DUBLIN , IRELAND	0	139.221	139.221
	131.988	0	131.988	131.988
**D	HSEC EUROPEAN INDEX FUND	0	842.636	842.636
**D	REASSURE LIMITED	0	681.672	681.672
**D	HSEC GLOBAL FUND ICAV	0	1.844	1.844
**D	FTSE ALL WORLD INDEX FUND	0	170.964	170.964
**D	HSEC LIFE (INTERNATIONAL) LIMITED	0	162.948	162.948
**D	HSEC MANAGED GROWTH FUND	0	18.201	18.201
**D	HSEC MANAGED BALANCED FUND	0	11.280	11.280
**D	HSEC P IN F HSEC POOLED GLOBAL EQUITY FD	0	38.050	38.050
**D	ALLIANZ CHOICE BEST STYLES EUROPE FUND	0	62.100	62.100
**D	HSEC POOLED INVESTMENT FUND 1 QUEEN'S ROAD, CENTRAL, HONG KONG, HONG KONG	0	170.000	170.000
**D	HSEC EURO MULTI-ASSET INCOME FUND	0	20.919	20.919
**D	HANG SENG INSURANCE COMPANY LIMITED	0	62.756	62.756
**D	BEST INVESTMENT CORPORATION	0	98.912	98.912
**D	POSTE INVESTO SOSTENIBILE BANCOPOSTA FON	0	9.598	9.598
**D	BP ORIZZONTE REDDITO	0	56.314	56.314
**D	PENSIONSKASSE DES BENDES PUBLICA	0	541.739	541.739
**D	GENERALI MULTIPORTFOLIO SOLUTIONS SICAV	0	214.477	214.477
**D	GENERALI INVESTMENTS SICAV	0	673.935	673.935
**D	2054 APG DME BLACKR	0	41.495	41.495
**D	LEGAL AND GENERAL UCITS ETF PLC	0	83.935	83.935
**D	NORFOLK COUNTRY RETIREMENT SYSTEM	0	40.132	40.132
**D	THE UNIVERSITY COURT OF THE UNIVERSITY OF GLASGOW	0	19.590	19.590
**D	POOL RE L AND G MSCI EQ	0	68.172	68.172
**D	ELECTRICAL WORKERS LOCAL NO 26 PENSION TRUST FUND	0	63.185	63.185
**D	MAATSCHAPPIJ VOOR ROEREND BEZIT VAN DE BOERENBOND MRBB CVBA	0	198.616	198.616
**D	IOWA PUBLIC EMPLOYEES RETIREMENT SYSTEM	0	22.285	22.285
**D	THE EUROPEAN CENTRAL BANK	0	131.073	131.073
**D	CITIBANK-NEW YORK A.D.R. DEPT	0	1.738	1.738
**D	CITIBANK NEW YORK A.D.R. DEPT	0	3.164	3.164
**D	CITIBANK NEW YORK A.D.R. DEPT	0	2.764	2.764
**D	CITIBANK NEW YORK A.D.R. DEPT	0	2.850	2.850
**D	CITIBANK NEW YORK A.D.R. DEPT	0	156	156

84573/1723

LISTA ESITO DELLE VOTAZIONE
 Oggetto: Nomina dei Sindaci.

FAVOREVOLI alla LISTA 2

Badge	Ragione Sociale	Proprio	Delega	Totale
**D	CITIBANK NEW YORK A.D.R. DEPT	0	24.080	24.080
**D	CITIBANK NEW YORK A.D.R. DEPT	0	18.378	18.378
**D	CITIBANK NEW YORK A.D.R. DEPT	0	43.760	43.760
**D	CITIBANK NEW YORK A.D.R. DEPT	0	66.702	66.702
**D	CITIBANK NEW YORK A.D.R. DEPT	0	17.272	17.272
**D	CITIBANK NEW YORK A.D.R. DEPT	0	3.762	3.762
**D	CITIBANK NEW YORK A.D.R. DEPT	0	15.214	15.214
**D	CITIBANK NEW YORK A.D.R. DEPT	0	5.328	5.328
**D	CITIBANK NEW YORK A.D.R. DEPT	0	3.270	3.270
**D	CITIBANK NEW YORK A.D.R. DEPT	0	452	452
**D	INTERFUND SICAV INTERFUND EQUITY ITALY	0	289.608	289.608
**D	FIDEURAM ASSET MANAGEMENT (IRELAND) FONDITALIA EQUITY ITALY	0	119.000	119.000
**D	AMUNDI SGR SPA/ AMUNDI RISPARMIO ITALIA	0	2.623.000	2.623.000
**D	AMUNDI SGR SPA/ AMUNDI SVILUPPO ITALIA	0	673.993	673.993
**D	AMUNDI SGR SPA	0	2.570.305	2.570.305
**D	AMUNDI SGR SPA	0	890.593	890.593
**D	NESTLE FRANCE EQUILIBRE	0	25.906	25.906
**D	SG DIVERSIFIE ISR	0	26.088	26.088
**D	SG ACTIONS INTERNATIONALES	0	100.626	100.626
**D	HALEVY A2	0	120.383	120.383
**D	UF 6 A ACT	0	60.000	60.000
**D	CASSETTE DIVERSIFIE	0	81.836	81.836
**D	SG ACTIONS EUROPE MULTIGESTION	0	9.955	9.955
**D	DIVERSIFIE ACTIONS 50-65 DU CD	0	14.754	14.754
**D	SG ACTIONS ENERGIE	0	52.715	52.715
**D	SG ACTIONS EURO VALUE	0	193.776	193.776
**D	SG ACTIONS EUROPE	0	63.921	63.921
**D	SG ACTIONS EUROPE LARGE CAP	0	14.067	14.067
**D	ETOILE GESTION	0	30.400	30.400
**D	ETOILE ACTIONS RENDEMENT	0	122.459	122.459
**D	ETOILE ENERGIE EUROPE	0	84.000	84.000
**D	ANTARIUS ROTATION SECTORIELLE	0	8.684	8.684
**D	ETOILE MATIERES PREMIERES	0	33.433	33.433
**D	AMUNDI S.F.-EURO EQ MARKET PLU	0	29.124	29.124
**D	AM SOL IT-PROGETTO CED 04 2024	0	10.295	10.295
**D	PIONEER INVESTMENTS TOTAL RETU	0	36.044	36.044
**D	AMUNDI SOLUZ IT-PROG CED 05 20	0	58.178	58.178
**D	AMUNDI SOL IT - PROG CED 06 20	0	38.632	38.632
**D	AMUNDI SOL IT-PROG CED 08 2020	0	47.040	47.040
**D	AMUNDI SOL IT -PROG CED 092020	0	42.504	42.504
**D	AMUNDI SF-DIVER TARG INC 11 21	0	5.517	5.517
**D	AMUNDI SOL IT-PROG CED 12 2020	0	19.011	19.011
**D	AMUNDI SOL IT-PROG CED 11 2020	0	33.639	33.639

LISTA ESITO DELLE VOTAZIONE

Oggetto: Nomina dei Sindaci.

FAVOREVOLI alla LISTA 2

Badge	Ragione Sociale	Proprio	Delega	Totale
**D	AMUNDI SOL IT-PROG CED 02 2021	0	16.477	16.477
**D	AMUNDI SOL IT-PROG CED 03 2021	0	21.198	21.198
**D	AMUNDI SOL IT-PROG CED 05 2021	0	20.921	20.921
**D	AMUNDI SOL IT-PROG CED 06 2021	0	16.413	16.413
**D	AMUNDI SOL IT-PROG CED 08 2021	0	9.602	9.602
**D	AMUNDI SOL IT-PROG CED 09 2021	0	14.974	14.974
**D	AMUNDI SF - DIV TGT INC 11 22	0	6.899	6.899
**D	AMUNDI SOL IT-PROG CED 11 2021	0	13.387	13.387
**D	AMUNDI SOL IT-PROG CED 12 2021	0	11.098	11.098
**D	AMUNDI SOL IT-PROG CED 02 2022	0	26.534	26.534
**D	AMUNDI SOL IT-PROG CED 03 2022	0	20.844	20.844
**D	AMUNDI SOL IT-PROG CED 04 2022	0	12.746	12.746
**D	AMUNDI SOL IT-PROG CED 06 2022	0	14.020	14.020
**D	AMUNDI SOL IT-PROG CED 05 2022	0	14.173	14.173
**D	AMUNDI SOL IT-PROG CED 10 2022	0	14.749	14.749
**D	AM SOL IT-PROG CED 12 2022	0	20.850	20.850
**D	ASI PROGETTO CEDOLA 04 2023	0	12.667	12.667
**D	AM SOL IT-PROG CED 05 2023	0	13.096	13.096
**D	AM SOL IT-PROG CED 06 2023	0	10.758	10.758
**D	ASI-PROGETTO CEDOLA 07 2023	0	9.642	9.642
**D	ASI-PROGETTO CEDOLA 09 2023	0	12.496	12.496
**D	ASI-PROGETTO CEDOLA 10 2023	0	12.936	12.936
**D	ASI-PROGETTO CEDOLA 12 2023	0	12.056	12.056
**D	AMUNDI S.F-EQ PLAN 60	0	8.196	8.196
**D	PI IF -EMU EQUITY	0	102.626	102.626
**D	PI IF -EUROPEAN EQUITY	0	166.310	166.310
**D	AMUNDI SOLJZ. IT-PROGETTO AZ	0	16.554	16.554
**D	AMUNDI SOL IT-PROG CED 09 2022	0	26.827	26.827
**D	AMUNDI SOL IT-PROG CED 07 2022	0	11.534	11.534
**D	AMUNDI SIF GLOBAL ETHICAL EQUITIES	0	8.387	8.387
**D	CANDRIAM QUANT EQUITIES MULTI-FACTOR EMU	0	2.935	2.935
**D	CLEOME INDEX EMU EQUITIES	0	23.360	23.360
**D	CLEOME INDEX WORLD EQUITIES	0	2.143	2.143
**D	CLEOME INDEX GLOBAL EQUITIES	0	4.059	4.059
**D	CLEOME INDEX EUROPE EQUITIES	0	39.490	39.490
**D	STRUCTURA	0	8.746	8.746
**D	AMUNDI FUNDS-EUROPEAN EQUITY TARGET INCO	0	1.079.264	1.079.264
**D	AMUNDI FDS GLOBAL MULTI-ASSET TARGET INC	0	103.383	103.383
**D	AMUNDI FUNDS-EUROPEAN EQUITY VALUE	0	100.597	100.597
**D	AMUNDI FUNDS-GLOBAL EQUITY TARGET INCOME	0	922.656	922.656
**D	AMUNDI FUNDS-REAL ASSETS TARGET INCOME	0	200.000	200.000
**D	AMUNDI FUNDS-GLOBAL MULTI-ASSET	0	38.600	38.600
**D	AMUNDI FDS GLOB MULTIASSET CONSERVATIVE	0	72.553	72.553

11725

84573 M726

LISTA ESITO DELLE VOTAZIONE
 Oggetto: Nomina dei Sindaci.

FAVOREVOLI alla LISTA 2

Badge	Regione Sociale	Proprio	Delega	Totale
**D	AMUNDI FUNDS EURO MULTI-ASSET TARGET INC	0	300.688	300.688
**D	AMUNDI FUNDS NEW SILK ROAD	0	10.500	10.500
**D	AMUNDI FUNDS EQUITY GLOBAL RESOURCES	0	168	168
**D	AMUNDI EURO STOXX 50	0	49.419	49.419
**D	CPR INVEST GLOBAL EQUITY ESG	0	4.441	4.441
**D	AMUNDI MSCI EUROPE EX UK	0	4.344	4.344
**D	AMUNDI PRIME EUROPE - UCITS ETF DR	0	4.735	4.735
**D	AMUNDI PRIME EUROZONE	0	39.556	39.556
**D	AMUNDI PRIME GLOBAL - UCITS ETF DR	0	5.124	5.124
**D	CPR INVEST-EUROPE SPECIAL SITUATIONS	0	11.592	11.592
**D	AMUNDI FUNDS MULTI ASSET CONSERVATIVE	0	2.783	2.783
**D	AMUNDI FUNDS GLOBAL PERSPECTIVES	0	823	823
**D	AMUNDI FUNDS EQUITY EUROPE RISK PARITY	0	57.735	57.735
**D	AMUNDI FUNDS DYNAMIC MULTI FACTORS EURO	0	35.000	35.000
**D	AMUNDI INDEX MSCI EUROPE	0	38.574	38.574
**D	AMUNDI INDEX MSCI WORLD	0	2.555	2.555
**D	AMUNDI INDEX MSCI EMU	0	55.368	55.368
**D	AMUNDI FUNDS EQUITY EURO RISK PARITY	0	119.405	119.405
**D	AMUNDI INDEX EQUITY GLOBAL MULTI SMART ALLOCATION SCIENTIFIC BETA	0	605	605
**D	CENTRAL BANK OF IRELAND	0	17.791	17.791
**D	AFSA-SRI ABSOL RETURN MULTI-ASSETS N1	0	4.552	4.552
**D	AFSA-SRI ABSOL RETURN MULTI-ASSETS N2	0	566	566
**D	APOLLINE 4 ACTIONS	0	47.617	47.617
**D	TESLA POCHE ACTIONS	0	50.142	50.142
**D	HSBC GLOBAL ASSET MANAGEMENT	0	5.399	5.399
**D	CARP - INDO	0	223.925	223.925
**D	LCL DYNAMIQUE	0	31.347	31.347
**D	VOCATION MARCHE ARIANESPACE CONSEIL DE SURVEILLANCE DU FCP	0	3.838	3.838
**D	LCL EQUILIBRE	0	33.791	33.791
**D	ICARE	0	15.095	15.095
**D	ROPS EURO P	0	432.805	432.805
**D	FORN AMUNDI	0	73.167	73.167
**D	TECHNIP EQUILIBRE	0	25.646	25.646
**D	TECHNIP DYNAMIQUE	0	22.523	22.523
**D	ADP DIVERSIFIE DYNAMIQUE	0	12.475	12.475
**D	ABRC LONG TERME D ACTIONS	0	330.041	330.041
**D	AMUNDI LABEL EQUILIBRE ESR	0	31.922	31.922
**D	AMUNDI LABEL PRUDENCE ESR	0	18.845	18.845
**D	AMUNDI LABEL DYNAMIQUE ESR	0	22.025	22.025
**D	JUNON ACTIONS OBLIGATIONS	0	32.030	32.030
**D	N 1 RENDEMENT USINOR	0	12.171	12.171
**D	IV CHALLENGE	0	43.819	43.819
**D	EPARGNE PRUDENCE THALES	0	47.349	47.349

LISTA ESITO DELLE VOTAZIONE

Oggetto: Nomina dei Sindaci.

FAVOREVOLI alla LISTA 2

Badge	Ragione Sociale	Proprio	Delega	Totale
**D	L.S. DYNAMIQUE ET SOLIDAIRE	0	3.000	3.000
**D	ATOUT PULSATIONS	0	37.041	37.041
**D	PREDICA ISR EUROPE - ACTIONS	0	13.655	13.655
**D	VILLIERS ALTO	0	42.868	42.868
**D	AMUNDI HORIZON	0	24.512	24.512
**D	PREDIQUANT A2 ACTIONS EUROPE	0	76.000	76.000
**D	AP ACTIONS 1 EURO	0	134.525	134.525
**D	AP ACTIONS 3 MIN VOL	0	73.722	73.722
**D	ROPS-SMART INDEX EURO	0	656.365	656.365
**D	SG AMUNDI ASSET MANAGEMENT	0	24.978	24.978
**D	FCF CARPIMKO EUROPE	0	100.401	100.401
**D	IBM FRANCE	0	26.000	26.000
**D	FCF HAMELIN DIVERSIFIE FLEX II	0	12.719	12.719
**D	HSBC MULTI-ASSET DYNAMIC EURO	0	194.469	194.469
**D	HSBC EURO EQUITY VOL FOCUSED	0	102.647	102.647
**D	AMUNDI EQUITY EURO CONSERVATIVE	0	24.988	24.988
**D	CPR EUROLAND PREMIUM	0	90.325	90.325
**D	ATOUT EUROLAND RESTRUCTURATION	0	34.619	34.619
**D	ATOUT FRANCE CORE PLUS	0	26.561	26.561
**D	AMUNDI PATRIMOINE PEA	0	15.954	15.954
**D	AMUNDI RENDEMENT PLUS	0	23.084	23.084
**D	FDC A2 POCHE TITRES	0	79.556	79.556
**D	LCL ACTIONS EURO RESTRUCTURATION	0	11.810	11.810
**D	AMUNDI PATRIMOINE	0	1.166.638	1.166.638
**D	COLOMBES 6	0	71.000	71.000
**D	CPR CONSOMMATEUR ACTIONNAIRE	0	12.152	12.152
**D	AMUNDI STRATEGIES ACTIONS EUROPE RISK PARITY	0	8.491	8.491
**D	AMUNDI ACTIONS RESSOURCES NATURELLES	0	20.907	20.907
**D	PREDIQUANT EURO-CROISSANCE A2	0	128.030	128.030
**D	ASSURDIX	0	27.678	27.678
**D	AMUNDI RESA ESG ACTIONS EURO	0	290.041	290.041
**D	AMUNDI EUROPE MONDE	0	44.341	44.341
**D	AMUNDI RESA ACTIONS EURO	0	20.473	20.473
**D	ATOUT MODERATIONS	0	99.704	99.704
**D	AMUNDI RESA ACTIONS EUROPE	0	12.954	12.954
**D	AMUNDI ACTIONS RESTRUCTURATIONS	0	13.936	13.936
**D	AMUNDI ACTIONS EURO ISR	0	24.254	24.254
**D	CPR-EUROLAND	0	350.438	350.438
**D	CPR-EUROPE NOUVELLE	0	14.878	14.878
**D	CPR EUROPE	0	17.034	17.034
**D	AMUNDI DIVIDENDS ITALIA	0	1.155.000	1.155.000
**D	AMUNDI BILANCIATO ESGO	0	15.668	15.668
**D	AMUNDI BEST SELECTION PLUS	0	49.075	49.075

84573/1722

LISTA ESITO DELLE VOTAZIONE

Oggetto: Nomina dei Sindaci.

FAVOREVOLI alla LISTA 2

Badge	Ragione Sociale	Proprio	Delega	Totale
**D	AMUNDI BEST SELECTION TOP	0	21.684	21.684
**D	AMUNDI BEST SELECTION CLASSIC	0	27.372	27.372
**D	AMUNDI DISTRIBUZIONE ATTIVA	0	7.127	7.127
**D	AMUNDI CEDOLA 2021	0	6.406	6.406
**D	AMUNDI OBIETTIVO RISPARMIO 2022	0	1.123	1.123
**D	AMUNDI OBIETTIVO CRESCITA 2022	0	8.151	8.151
**D	AMUNDI OBIETTIVO RISPARMIO 2022 DUE	0	1.102	1.102
**D	AMUNDI OBIETTIVO CRESCITA 2022 DUE	0	8.385	8.385
**D	AMUNDI OBIETTIVO RISPARMIO 2022 TRE	0	974	974
**D	AMUNDI VALORE ITALIA PIR	0	120.000	120.000
**D	AMUNDI OBIETTIVO RISPARMIO 2022 QUARTRO	0	920	920
**D	AMUNDI ACCUMULAZIONE ITALIA PIR 2023	0	230.000	230.000
**D	CHALLENGE FUNDS - CHALLENGE ITALIAN EQUITY	0	700.000	700.000
**D	PRAMERICA SICAV	0	1.500.000	1.500.000
**D	NORGES BANK	0	874.152	874.152
**D	GOVERNMENT OF NORWAY	0	55.409.506	55.409.506
**D	UBS FUND MANAGEMENT (LUXEMBOURG) SA	0	7.060	7.060
**D	UBS FUND MANAGEMENT (LUXEMBOURG) SA	0	10.009	10.009
**D	UBS FUND MANAGEMENT (LUXEMBOURG) SA	0	11.995	11.995
**D	UBS FUND MANAGEMENT (LUXEMBOURG) SA	0	9.025	9.025
**D	UBS FUND MANAGEMENT (LUXEMBOURG) SA	0	22.000	22.000
**D	UBS FUND MANAGEMENT (LUXEMBOURG) SA	0	29.027	29.027
**D	UBS FUND MANAGEMENT (LUXEMBOURG) SA	0	49.739	49.739
**D	UBS FUND MANAGEMENT (LUXEMBOURG) SA	0	6.016	6.016
**D	UBS (LUX) EQUITY SICAV - EUROPEAN - HIGH DIVIDEND (EUR)	0	177.404	177.404
**D	UBS FUND MANAGEMENT (SWITZERLAND) AG.	0	340.224	340.224
**D	UBS FUND MANAGEMENT (SWITZERLAND) AG.	0	238.411	238.411
**D	UBS FUND MGT (CH) AG CH0467/UBSCHIF2-EQ GLOB	0	1.025	1.025
**D	UBS FUND MGT (CH) AG CH1250	0	12.976	12.976
**D	UBS FUND MGT (CH) AG CH1270B / 2019 IF - AKT WELT - UBS	0	27.502	27.502
**D	UBS ASSET MANAGEMENT (U.K.) LTD FUND MANAGEMENT SWITZERLAND	0	1.264	1.264
**D	UBS FUND MANAGEMENT (SWITZERLAND) AG.	0	1.204.419	1.204.419
**D	LEGAL AND GENERAL CCP	0	5.641	5.641
**D	TEACHERS' RETIREMENT SYSTEM OF OKLAHOMA	0	66.929	66.929
**D	THE BOARD OF THE PENSION PROTECTION FUND RENAISSANCE	0	120.465	120.465
**D	CHURCH OF ENGLAND INVESTMENT FUND FOR PENSIONS	0	72.277	72.277
**D	HSBC UCITS COMMON CONTRACTUAL FUND	0	36.361	36.361
**D	PUBLIC PENSION AGENCY	0	657.063	657.063
**D	LEGAL AND GENERAL MSCI EAFE FUND LLC	0	252.312	252.312
**D	LEGAL AND GENERAL ASSURANCE SOCIETY LIMITED	0	188.062	188.062
**D	LEGAL AND GENERAL EUROPEAN EQUITY INCOME FUND	0	759.000	759.000
**D	LEGAL AND GENERAL DEVELOPED MULTI-FACTOR SL FUND LLC	0	28.310	28.310
**D	NATIONAL COUNCIL FOR SOCIAL SEC FUND	0	155.178	155.178

LISTA ESITO DELLE VOTAZIONE

Oggetto: Nomina dei Sindaci.

FAVOREVOLI alla LISTA 2

Badge	Regione Sociale	Proprio	Delega	Totale
**D	MERCER PASSIVE INTERNATIONAL SHARES FUND	0	87.821	87.821
**D	AON PENSION PLAN TRUST AON CORPORATION	0	11.925	11.925
**D	GENERAL PENSION AND SOCIAL SECURITY AUTHORITY GPSSA	0	89.865	89.865
**D	HSBC GLOBAL EQUITY FUND	0	135.600	135.600
**D	HSBC INTERNATIONAL EQUITY POOLED FUND	0	262.312	262.312
**D	LEGAL AND GENERAL GLOBAL EQUITY INDEX FUND	0	10.003	10.003
**D	LEGAL AND GENERAL FUTURE WORLD EQUITY FACTORS INDEX FUND	0	18.330	18.330
**D	LEGAL AND GENERAL FUTURE WORLD ESG DEVELOPED INDEX FUND	0	972	972
**D	LEGAL AND GENERAL EUROPEAN INDEX TRUST	0	1.445.474	1.445.474
**D	LEGAL AND GENERAL INTERNATIONAL INDEX TRUST	0	171.026	171.026
**D	LEGAL AND GENERAL AUTHORISED CONTRACTUAL SCHEME	0	1.852	1.852
**D	LEGAL AND GENERAL ICAY	0	63.934	63.934
**D	UBS COMMON CONTRACTUAL FUND	0	706	706
**D	WEST YORKSHIRE PENSION FUND	0	500.000	500.000
**D	MERSEYSIDE PENSION FUND	0	100.000	100.000
**D	CHALLENGE PROVIDENT FUND 2	0	45.219	45.219
**D	CHALLENGE PROVIDENT FUND 1	0	429.775	429.775
**D	MEDIO M STANLEY GBLB SLTN 1 -CASH	0	111.150	111.150
**D	UNIVERSE THE CMI CONTINEN. EUROPEANEQUITY	0	240.769	240.769
**D	LEGAL AND GENERAL ASSURANCE PENSIONS MANAGEMENT LIMITED	0	90.590	90.590
**D	CHALLENGE ENERGY FUND 2	0	37.202	37.202
**D	LEGAL AND GENERAL ASSURANCE PENSIONS MANAGEMENT LIMITED	0	272.246	272.246
**D	LEGAL AND GENERAL ASSURANCE PENSIONS MANAGEMENT LIMITED	0	2.292	2.292
**D	LEGAL AND GENERAL ASSURANCE PENSIONS MANAGEMENT LIMITED	0	21.316	21.316
**D	LEGAL AND GENERAL ASSURANCE PENSIONS MANAGEMENT LIMITED	0	5.893	5.893
**D	LEGAL AND GENERAL ASSURANCE PENSIONS MANAGEMENT LIMITED	0	14.015	14.015
**D	LEGAL AND GENERAL ASSURANCE PENSIONS MANAGEMENT LIMITED	0	7.156.953	7.156.953
**D	LEGAL AND GENERAL ASSURANCE PENSIONS MANAGEMENT LIMITED	0	116.486	116.486
**D	LEGAL AND GENERAL ASSURANCE PENSIONS MANAGEMENT LIMITED	0	520.465	520.465
**D	LEGAL AND GENERAL ASSURANCE PENSIONS MANAGEMENT LIMITED	0	406.966	406.966
**D	LEGAL AND GENERAL ASSURANCE PENSIONS MANAGEMENT LIMITED	0	94.125	94.125
**D	LEGAL AND GENERAL ASSURANCE PENSIONS MANAGEMENT LIMITED	0	17.549	17.549
**D	LEGAL AND GENERAL ASSURANCE PENSIONS MANAGEMENT LIMITED	0	211.355	211.355
**D	LEGAL AND GENERAL ASSURANCE PENSIONS MANAGEMENT LIMITED	0	30.347	30.347
**D	LEGAL AND GENERAL ASSURANCE PENSIONS MANAGEMENT LIMITED	0	5.792	5.792
**D	LEGAL AND GENERAL ASSURANCE PENSIONS MANAGEMENT LIMITED	0	4.442	4.442
**D	LEGAL AND GENERAL ASSURANCE PENSIONS MANAGEMENT LIMITED	0	15.917	15.917
**D	LEGAL AND GENERAL ASSURANCE PENSIONS MANAGEMENT LIMITED	0	2.878	2.878
**D	LEGAL AND GENERAL ASSURANCE PENSIONS MANAGEMENT LIMITED	0	66.403	66.403
**D	LEGAL AND GENERAL ASSURANCE PENSIONS MANAGEMENT LIMITED	0	40.579	40.579
**D	LEGAL AND GENERAL ASSURANCE PENSIONS MANAGEMENT LIMITED	0	59.622	59.622
**D	LEGAL AND GENERAL ASSURANCE PENSIONS MANAGEMENT LIMITED	0	72.725	72.725
**D	LEGAL AND GENERAL ASSURANCE PENSIONS MANAGEMENT LIMITED	0	154.364	154.364

84573/1729

668

LISTA ESITO DELLE VOTAZIONE
 Oggetto: Nomina dei Sindaci.

FAVOREVOLI alla LISTA 2

Badge	Ragione Sociale	Proprio	Delega	Totale
**D	LEGAL AND GENERAL ASSURANCE PENSIONS MANAGEMENT LIMITED	0	72.620	72.620
**D	LEGAL AND GENERAL INVESTMENT MANAGEMENT	0	18.743	18.743
**D	LEGAL AND GENERAL ASSURANCE PENSIONS MANAGEMENT LIMITED	0	119.930	119.930
**D	LEGAL AND GENERAL ASSURANCE PENSIONS MANAGEMENT LIMITED	0	108.169	108.169
**D	LEGAL AND GENERAL ASSURANCE PENSIONS MANAGEMENT LIMITED	0	68.538	68.538
**D	LEGAL AND GENERAL ASSURANCE PENSIONS MANAGEMENT LIMITED	0	1.234.452	1.234.452
**D	LEGAL AND GENERAL COLLECTIVE INVESTMENT TRUST..	0	106.300	106.300
**D	LEGAL AND GENERAL COLLECTIVE INVESTMENT TRUST..	0	864	864
**D	LEGAL AND GENERAL COLLECTIVE INVESTMENT TRUST..	0	5.580	5.580
**D	LEGAL AND GENERAL COLLECTIVE INVESTMENT TRUST..	0	574.326	574.326
**D	LATVIJAS BANKA	0	30.160	30.160
**D	ABERDEEN INVESTMENT FUNDS UK ICVC II - ABERDEEN EUROPEAN EQUITY TRACKER FUND	0	26.403	26.403
**D	LEGAL AND GENERAL COLLECTIVE INVESTMENT TRUST..	0	4.984	4.984
**D	UNIFIED ACCUMULATIVE PENSION FUND JOINT STOCK COMPANY	0	21.073	21.073
**D	RR CPE GARDERIE QC	0	119.645	119.645
**D	THE ENDEAVOUR II FUND	0	6.296	6.296
**D	ALLIANZ GLOBAL INVESTORS GMBH FOR DBI-FONDS SFT 4	0	14.750	14.750
**D	ALASKA ELECTRICAL PENSION PLAN	0	51.148	51.148
**D	ALLIANZ GLOBAL INV GMBH FOR ALLIANZGI-FONDS SFT2	0	51.716	51.716
**D	ANIMA FUNDS PLC	0	100.717	100.717
**D	COLLEGE RETIREMENT EQUITIES FUND	0	1.178.559	1.178.559
**D	TIARA-CREF SOCIAL CHOICE INTERNATIONAL EQUITY FUND	0	202.865	202.865
**D	UBS (US) GROUP TRUST	0	154.423	154.423
**D	ALLIANZ GLOBAL INVESTORS GMBH FOR ALLIANZ VERM. EUROPA	0	593.075	593.075
**D	MERCER QIF CCF	0	22.049	22.049
**D	MERCER UCITS COMMON CONTRACTUAL FUND	0	1.873	1.873
**D	MGI FUNDS PLC	0	162.971	162.971
**D	BANK OF KOREA	0	80.250	80.250
**D	UBS (IRL) ETF PLC	0	66.589	66.589
**D	ALLIANZ GLOBAL INVESTORS GMBH FOR ALLIANZGI-FONDS VDB	0	16.911	16.911
**D	UBS ETF	0	400.688	400.688
**D	UBS ETF	0	936.689	936.689
**D	UBS ETF	0	143.751	143.751
**D	UBS ETF	0	76.206	76.206
**D	UBS ETF	0	69.779	69.779
**D	UBS ETF	0	2.167	2.167
**D	UBS ETF	0	648	648
**D	UBS ETF	0	4.746	4.746
**D	UBS ETF	0	340	340
**D	UBS ETF	0	106.793	106.793
**D	UBS ETF	0	2.097	2.097
**D	UBS ETF	0	1.267.516	1.267.516
**D	COLLEGE RETIREMENT EQUITIES FUND	0	66.708	66.708
**D	COLLEGE RETIREMENT EQUITIES FUND	0		

LISTA ESITO DELLE VOTAZIONE

Oggetto: Nomina dei Sindaci.

FAVOREVOLI alla LISTA 2

Badge	Ragione Sociale	Proprio	Delega	Totale
**D	TIIA-CREF INTERNATIONAL EQUITY INDEX FUND	0	2.491.248	2.491.248
**D	FIRST STATE SUPERANNUATION SCHEME	0	63.527	63.527
**D	UBS IQ MSCI WORLD EX AUSTRALIA ETHICAL ETF	0	7.795	7.795
**D	UBS IQ MSCI EUROPE ETHICAL ETF	0	1.607	1.607
**D	PEOPLE'S BANK OF CHINA	0	1.229.981	1.229.981
**D	THE TRUSTEES OF CONOCOPHILLIPS PENSION PLAN	0	38.751	38.751
**D	SCOTTISH WIDOWS INV SOL F ICVC- FUNDAMENTAL INDEX	0	768.398	768.398
**D	SCOTTISH WIDOWS INV SOLUTIONS F ICVC- EUROPEAN (EX UK) EQ FD	0	509.847	509.847
**D	MEDIOLANUM GESTIONE FONDI SGR - FLESSIBILE FUTURO ITALIA	0	5.000.000	5.000.000
**D	FIDEURAM INVESTIMENTI SGR - FIDEURAM ITALIA	0	113.000	113.000
**D	FIDEURAM INVESTIMENTI SGR - PIANO AZIONI ITALIA	0	1.798.000	1.798.000
**D	FIDEURAM INVESTIMENTI SGR - PIANO BILANCIATO ITALIA 50	0	390.000	390.000
**D	FIDEURAM INVESTIMENTI SGR - PIANO BILANCIATO ITALIA 30	0	31.000	31.000
**D	EPSILON SGR - EPSILON QVALUE	0	2.804	2.804
**D	EPSILON SGR - EPSILON FLESSIBILE AZIONI EURO FEBBRAIO 2021	0	1.080	1.080
**D	EPSILON SGR - EPSILON FLESSIBILE AZIONI EURO NOVEMBRE 2020	0	3.314	3.314
**D	EPSILON SGR - EPSILON FLESSIBILE AZIONI EURO SETTEMBRE 2020	0	4.515	4.515
**D	EPSILON SGR - EPSILON FLESSIBILE AZIONI EURO GIUGNO 2021	0	307	307
**D	EURIZON CAPITAL SGR - EURIZON FLESSIBILE AZIONI EURO APRILE 2021	0	465	465
**D	EURIZON CAPITAL SGR - EURIZON TOP SELEC EQUILIBRIO DIC 2024	0	8.739	8.739
**D	EURIZON CAPITAL SGR - EURIZON MULTIASSET REDDITO MARZO 2022	0	36.360	36.360
**D	EURIZON CAPITAL SGR - EURIZON TOP SELECTION DICEMBRE 2023	0	17.741	17.741
**D	EURIZON CAPITAL SGR - EURIZON TOP SELEC EQUILIBRIO MAG 2024	0	7.057	7.057
**D	EURIZON CAPITAL SGR - EURIZON TOP SELEC PRUDENTE DIC 2023	0	1.401	1.401
**D	EURIZON CAPITAL SGR - EURIZON TOP SELECTION MAGGIO 2023	0	190.407	190.407
**D	EURIZON CAPITAL SGR - EURIZON TRAGUARDO 40 FEBBRAIO 2022	0	63.066	63.066
**D	EURIZON CAPITAL SGR - EURIZON TOP SELECTION MARZO 2023	0	199.351	199.351
**D	EURIZON CAPITAL SGR - EURIZON MULTIASSET REDDITO MARZO 2023	0	44.915	44.915
**D	EURIZON CAPITAL SGR - EURIZON GLOBAL MULTIASSET SEL SET 2022	0	10.400	10.400
**D	EURIZON CAPITAL SGR - EURIZON DISCIPLINA GLOBALE MARZO 2024	0	14.807	14.807
**D	EURIZON CAPITAL SGR - EURIZON MULTIASSET REDDITO OTT 2020	0	17.205	17.205
**D	EURIZON CAPITAL SGR - EURIZON TOP SELEC PRUDENTE MARZO 2024	0	2.965	2.965
**D	EURIZON CAPITAL SGR - EURIZON INCOME STRATEGY OTTOBRE 2024	0	190.253	190.253
**D	EURIZON CAPITAL SGR - EURIZON CEDOLA ATTIVA TOP GIUGNO 2023	0	97.404	97.404
**D	EURIZON CAPITAL SGR - EURIZON CEDOLA ATTIVA TOP APRILE 2023	0	30.913	30.913
**D	EURIZON CAPITAL SGR - EURIZON CEDOLA ATTIVA TOP APRILE 2021	0	13.532	13.532
**D	EURIZON CAPITAL SGR - EURIZON PROGETTO ITALIA 70	0	1.015.970	1.015.970
**D	EURIZON CAPITAL SGR - EURIZON MULTIASSET REDDITO NOV 2020	0	26.939	26.939
**D	EURIZON CAPITAL SGR - EURIZON MULTIASSET REDDITO LUGLIO 2022	0	72.101	72.101
**D	EURIZON CAPITAL SGR - EURIZON TOP STAR APRILE 2023	0	82.753	82.753
**D	EURIZON CAPITAL SGR - EURIZON TOP SELEC PRUDENTE GIU 2024	0	2.714	2.714
**D	EURIZON CAPITAL SGR - EURIZON DEFENSIVE TOP SELEC MAR 2025	0	1.697	1.697
**D	EURIZON CAPITAL SGR - EURIZON OPPORTUNITY SELECT LUGLIO 2023	0	17.640	17.640

80457173A

LISTA ESITO DELLE VOTAZIONI
 Oggetto: Nomina dei Sindaci.

FAVOREVOLI alla LISTA 2

Badge	Ragione Sociale	Proprio	Delega	Totale
**D	EURIZON CAPITAL SGR - EURIZON MULTIASSET REDDITO MAGGIO 2020	0	30.653	30.653
**D	EURIZON CAPITAL SGR - EURIZON TOP SELEC CRESCITA GIU 2024	0	11.701	11.701
**D	EURIZON CAPITAL SGR - EURIZON MULTIASSET REDDITO LUGLIO 2023	0	26.480	26.480
**D	EURIZON CAPITAL SGR - EURIZON DEFENSIVE TOP SELEC LUG 2024	0	2.562	2.562
**D	EURIZON CAPITAL SGR - EURIZON DEFENSIVE TOP SELEC OTT 2023	0	3.787	3.787
**D	EURIZON CAPITAL SGR - EURIZON MULTIASSET REDDITO GIUGNO 2020	0	20.299	20.299
**D	EURIZON CAPITAL SGR - EURIZON DISCIPLINA ATTIVA DIC 2022	0	21.912	21.912
**D	EURIZON CAPITAL SGR - EURIZON MULTIASSET VALUTARIO OTT 2023	0	50.047	50.047
**D	EURIZON CAPITAL SGR - EURIZON TOP SELEC CRESCITA SEPT 2024	0	13.468	13.468
**D	EURIZON CAPITAL SGR - EURIZON AZIONI ITALIA	0	1.464.127	1.464.127
**D	EURIZON CAPITAL SGR - EURIZON TOP SELEC PRUDENTE DIC 2024	0	2.695	2.695
**D	EURIZON CAPITAL SGR - EURIZON CEDOLA ATTIVA TOP DIC 2020	0	6.047	6.047
**D	EURIZON CAPITAL SGR - EURIZON TOP SELEC EQUILIBRIO MAR 2024	0	9.636	9.636
**D	EURIZON CAPITAL SGR - EURIZON DISCIPLINA ATTIVA OTTOBRE 2021	0	52.500	52.500
**D	EURIZON CAPITAL SGR - EURIZON TOP SELEC CRESCITA DIC 2023	0	3.676	3.676
**D	EURIZON CAPITAL SGR - EURIZON TOP SELEC CRESCITA MAR 2025	0	8.560	8.560
**D	EURIZON CAPITAL SGR - EURIZON CEDOLA ATTIVA TOP OTTOBRE 2022	0	22.808	22.808
**D	EURIZON CAPITAL SGR - EURIZON TOP SELECTION DICEMBRE 2022	0	431.452	431.452
**D	EURIZON CAPITAL SGR - EURIZON CEDOLA ATTIVA TOP APRILE 2022	0	34.420	34.420
**D	EURIZON CAPITAL SGR - EURIZON MULTIASSET REDDITO MAGGIO 2023	0	41.437	41.437
**D	EURIZON CAPITAL SGR - EURIZON CEDOLA ATTIVA TOP MAGGIO 2023	0	33.559	33.559
**D	EURIZON CAPITAL SGR - EURIZON MULTIASSET VALUTARIO MAR 2024	0	31.530	31.530
**D	EURIZON CAPITAL SGR - EURIZON MULTIASSET STRAT FLESS MAG 23	0	22.471	22.471
**D	EURIZON CAPITAL SGR - EURIZON DISCIPLINA ATTIVA MARZO 2022	0	26.505	26.505
**D	EURIZON CAPITAL SGR - EURIZON MULTIASSET REDDITO MAGGIO 2021	0	9.593	9.593
**D	EURIZON CAPITAL SGR - EURIZON MULTIASSET REDDITO MAGGIO 2022	0	43.205	43.205
**D	EURIZON CAPITAL SGR - EURIZON TOP SELECTION LUGLIO 2023	0	52.432	52.432
**D	EURIZON CAPITAL SGR - EURIZON MULTIASSET VALUTARIO DIC 2024	0	37.846	37.846
**D	EURIZON CAPITAL SGR - EURIZON DEFENSIVE TOP SELEC DIC 2024	0	728	728
**D	EURIZON CAPITAL SGR - EURIZON MULTIASSET REDDITO DIC 2019	0	8.276	8.276
**D	EURIZON CAPITAL SGR - EURIZON TOP SELEC PRUDENTE MARZO 2025	0	2.135	2.135
**D	EURIZON CAPITAL SGR - EURIZON CEDOLA ATTIVA TOP MAGGIO 2021	0	18.318	18.318
**D	EURIZON CAPITAL SGR - EURIZON TOP SELEC CRESCITA DIC 2024	0	12.525	12.525
**D	EURIZON CAPITAL SGR - EURIZON CEDOLA ATTIVA TOP MAGGIO 2020	0	5.223	5.223
**D	EURIZON CAPITAL SGR - EURIZON MULTIASSET VALUTARIO OTT 2024	0	104.984	104.984
**D	EURIZON CAPITAL SGR - EURIZON MULTIASSET STRAT FLESS OTT 23	0	17.201	17.201
**D	EURIZON CAPITAL SGR - EURIZON PROGETTO ITALIA 40	0	963.240	963.240
**D	EURIZON CAPITAL SGR - EURIZON DEFENSIVE TOP SELEC MAR 2024	0	5.540	5.540
**D	EURIZON CAPITAL SGR - EURIZON MULTIASSET STRAT FLESS GIU 23	0	19.666	19.666
**D	EURIZON CAPITAL SGR - EURIZON DEFENSIVE TOP SELEC MAG 2024	0	1.836	1.836
**D	EURIZON CAPITAL SGR - EURIZON MULTIASSET REDDITO DIC 2022	0	30.607	30.607
**D	EURIZON CAPITAL SGR - EURIZON DISCIPLINA GLOBALE MAGGIO 2024	0	3.612	3.612
**D	EURIZON CAPITAL SGR - EURIZON MULTIASSET VALUTARIO DIC 2023	0	18.164	18.164

LISTA ESITO DELLE VOTAZIONE
Oggetto: Nomina dei Sindaci.

FAVOREVOLI alla LISTA 2

Badge	Ragione Sociale	Proprio	Delega	Totale
**D	EURIZON CAPITAL SGR - EURIZON MULTIASSET REDDITO APRILE 2021	0	18.315	18.315
**D	EURIZON CAPITAL SGR - EURIZON DISCIPLINA ATTIVA MAGGIO 2022	0	53.191	53.191
**D	EURIZON CAPITAL SGR - EURIZON CEDOLA ATTIVA TOP GIUGNO 2022	0	21.140	21.140
**D	EURIZON CAPITAL SGR - EURIZON DISCIPLINA ATTIVA SETT 2022	0	54.636	54.636
**D	EURIZON CAPITAL SGR - EURIZON TOP SELEC EQUILIBRIO MAR 2025	0	9.643	9.643
**D	EURIZON CAPITAL SGR - EURIZON TOP SELEC CRESCITA MAG 2024	0	8.793	8.793
**D	EURIZON CAPITAL SGR - EURIZON CEDOLA ATTIVA TOP OTTOBRE 2020	0	8.489	8.489
**D	EURIZON CAPITAL SGR - EURIZON MULTIASSET REDDITO OTT 2022	0	85.205	85.205
**D	EURIZON CAPITAL SGR - EURIZON CEDOLA ATTIVA TOP GIUGNO 2020	0	3.753	3.753
**D	EURIZON CAPITAL SGR - EURIZON TOP SELEC EQUILIBRIO SETT 2024	0	13.979	13.979
**D	EURIZON CAPITAL SGR - EURIZON CEBOLA ATTIVA TOP NOV 2022	0	49.876	49.876
**D	EURIZON CAPITAL SGR - EURIZON DEFENSIVE TOP SELEC LUG 2023	0	7.246	7.246
**D	EURIZON CAPITAL SGR - EURIZON MULTIASSET REDDITO OTT 2021	0	36.287	36.287
**D	EURIZON CAPITAL SGR - EURIZON DISCIPLINA ATTIVA DIC 2021	0	24.167	24.167
**D	EURIZON CAPITAL SGR - EURIZON TOP SELECTION GENNAIO 2023	0	69.977	69.977
**D	EURIZON CAPITAL SGR - EURIZON MULTIASSET VALUTARIO LUG 2024	0	76.207	76.207
**D	EURIZON CAPITAL SGR - EURIZON MULTIASSET VALUTARIO MAR 2025	0	66.652	66.652
**D	EURIZON CAPITAL SGR - EURIZON TOP SELECTION SETTEMBRE 2023	0	38.336	38.336
**D	EURIZON CAPITAL SGR - EURIZON DISCIPLINA ATTIVA LUGLIO 2022	0	42.188	42.188
**D	EURIZON CAPITAL SGR - EURIZON TOP SELEC EQUILIBRIO GIU 2024	0	11.438	11.438
**D	EURIZON CAPITAL SGR - EURIZON TOP SELEC CRESCITA MARZO 2024	0	6.260	6.260
**D	EURIZON CAPITAL SGR - EURIZON HIGH INCOME DICEMBRE 2021	0	85.552	85.552
**D	EURIZON CAPITAL SGR - EURIZON TOP SELEC PRUDENTE MAGGIO 2024	0	2.698	2.698
**D	EURIZON CAPITAL SGR - EURIZON TOP SELEC PRUDENTE SETT 2024	0	2.773	2.773
**D	EURIZON CAPITAL SGR - EURIZON INCOME MULTISTRATEGY MAR 2022	0	18.485	18.485
**D	EURIZON CAPITAL SGR - EURIZON CEDOLA ATTIVA TOP OTTOBRE 2023	0	176.091	176.091
**D	EURIZON CAPITAL SGR - EURIZON MULTIASSET REDDITO GIUGNO 2021	0	37.232	37.232
**D	EURIZON CAPITAL SGR - EURIZON MULTIASSET VALUTARIO MAG 2024	0	33.826	33.826
**D	EURIZON CAPITAL SGR - EURIZON DEFENSIVE TOP SELEC DIC 2023	0	567	567
**D	EURIZON CAPITAL SGR - EURIZON CEDOLA ATTIVA TOP LUGLIO 2020	0	2.637	2.637
**D	EURIZON CAPITAL SGR - EURIZON MULTIASSET REDDITO OTT 2023	0	8.191	8.191
**D	EURIZON CAPITAL SGR - EURIZON FIR ITALIA AZIONI	0	124.080	124.080
**D	EURIZON CAPITAL SGR - EURIZON DEFENSIVE TOP SELEC OTT 2024	0	2.187	2.187
**D	EURIZON CAPITAL SGR - EURIZON CEDOLA ATTIVA TOP MAGGIO 2022	0	39.701	39.701
**D	EURIZON CAPITAL SGR - EURIZON CEDOLA ATTIVA TOP LUGLIO 2021	0	21.620	21.620
**D	EURIZON CAPITAL SGR - EURIZON TOP SELEC CRESCITA MAG 2025	0	1.945	1.945
**D	EURIZON CAPITAL SGR - EURIZON MULTIASSET REDDITO APRILE 2020	0	25.324	25.324
**D	EURIZON CAPITAL SGR - EURIZON TOP SELEC PRUDENTE MAG 2025	0	492	492
**D	EURIZON CAPITAL SGR - EURIZON CEDOLA ATTIVA TOP OTTOBRE 2021	0	9.673	9.673
**D	EURIZON CAPITAL SGR - EURIZON MULTIASSET REDDITO DIC 2021	0	32.188	32.188
**D	EURIZON CAPITAL SGR - EURIZON CEDOLA ATTIVA TOP DIC 2021	0	10.856	10.856
**D	EURIZON CAPITAL SGR - EURIZON TOP SELEC EQUILIBRIO MAG 2025	0	2.306	2.306
**D	BIS - FLEXIBLE EQUITY STRATEGY 2	0	414.860	414.860

84573/1733

84573/1736

LISTA ESITO DELLE VOTAZIONE

Oggetto: Nomina dei Sindaci.

FAVOREVOLI alla LISTA 2

Badge	Ragione Sociale	Proprio	Delega	Totale
**D	EIS - EURO EQUITY INSURANCE CAPITAL LIGHT	0	174.914	174.914
**D	EUF - CONSERVATIVE ALLOCATION	0	115.663	115.663
**D	ISE - VALORE CEDOLA GLOBALE - 09/2015	0	1.831	1.831
**D	EUF - ITALIAN EQUITY OPPORTUNITIES	0	281.295	281.295
**D	EUF - AZIONI STRATEGIA FLESSIBILE	0	4.055.820	4.055.820
**D	EUF - ACTIVE ALLOCATION	0	680.000	680.000
**D	ISE - DYNAMIC INCOME MULTITRENDER - 01/2016	0	1.397	1.397
**D	EUF - EQUITY EUROPE LTE	0	138.001	138.001
**D	ISE - VALORE CEDOLA GLOBALE - 04/2015	0	3.148	3.148
**D	EUF - FLEXIBLE EUROPE STRATEGY	0	10.739	10.739
**D	EUF - EQUITY EURO LTE	0	62.364	62.364
**D	ISE - GLOBAL DYNAMIC MULTITRENDER - 06/2015	0	1.559	1.559
**D	EUF - EQUITY ITALY SMART VOLATILITY	0	86.318	86.318
**D	ISE - VALORE CEDOLA GLOBALE - 07/2015	0	1.856	1.856
**D	ALLIANZ GLOBAL INVESTORS FUND	0	858.498	858.498
**D	ALLIANZ SUISSE - STRATEGY FUND	0	5.553	5.553
**D	METALLENTE FONDS PORTFOLIO	0	57.696	57.696
**D	RP RENDITE PLUS	0	12.128	12.128
**D	INDEXIQ	0	125.256	125.256
**D	COUNTY OF LOS ANGELES DEFERRED COMPENSATION AND THRIFT PLAN	0	34.560	34.560
**D	COUNTY OF LOS ANGELES SAVINGS PLAND THRIFT PLAN	0	127.277	127.277
**D	ALLIANZ AZIONI EUROPA	0	229.250	229.250
**D	ALLIANZ AZIONI ITALIA ALL STARS	0	950.000	950.000
**D	ALLIANZ ITALIA 50 SPECIAL	0	25.000	25.000
2	AVV. DARIO TREVISAN RAPPRESENTANTE DESIGNATO IN QUALITA' DI DELEGATO E SUBDELEGATO AI SENSI DELL'ART. 135-NOVIES TUF	0	0	0
**D	ASS.NE CASSA NAZ. DI PREVIDENZA E ASS.ZA FAV. RAGIONIERI E PERITI COMMERCIALI	0	971.965	971.965
**D	CASSA NAZIONALE DEI RAGIONIERI	0	7.796	7.796
Totale voti				160.981.792
Percentuale votanti %				7,765787
Percentuale Capitale %				4,429653

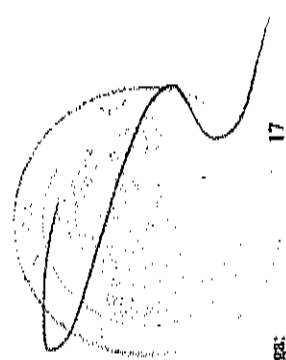
LISTA ESITO DELLE VOTAZIONI

Oggetto: Nomina dei Sindaci.

CONTRARI

Badge	Ragione Sociale	Proprio	Delega	Totale
1	AVV. DARIO TREVISAN RAPPRESENTANTE DESIGNATO IN QUALITA' DI DELEGATO AI SENSI DELL'ART. 135-NOVIES TUF	0	0	0
**D	CITIBANK NEW YORK A.D.R. DEPT	0	2.336.916	2.336.916
**D	CITIBANK NEW YORK A.D.R. DEPT	0	19.668	19.668
**D	CITIBANK NEW YORK A.D.R. DEPT	0	3.734	3.734
**D	CITIBANK NEW YORK A.D.R. DEPT	0	8.948	8.948
**D	CITIBANK NEW YORK A.D.R. DEPT	0	3.922	3.922
**D	CITIBANK NEW YORK A.D.R. DEPT	0	24.842	24.842
**D	CITIBANK NEW YORK A.D.R. DEPT	0	16.450	16.450
**D	CITIBANK NEW YORK A.D.R. DEPT	0	17.850	17.850
**D	CHB ONYX GLOBAL EQUITY FUND	0	35.589	35.589
**D	CALIFORNIA STATE TEACHERS RETIREMENT SYSTEM	0	7.719.115	7.719.115
**D	MCLEAN & PARTNERS PRIVATE INTERNATIONAL EQUITY	0	228.000	228.000
2	AVV. DARIO TREVISAN RAPPRESENTANTE DESIGNATO IN QUALITA' DI DELEGATO E SUBDELEGATO AI SENSI DELL'ART. 135-NOVIES TUF	0	0	0
***	SONNESSA ALFREDO	0	1	1
***	TELESCA FRANCESCO SAVERIO	0	1	1
***	BAVA MARCO GEREMIA CARLO	0	1	1
***	ROSANIA ELMAN	0	2	2
**D	COM ARIA PULITA RAS ONLUS	0	1	1
**D	LIBERIAMO LA BASILICATA	0	1	1

Totale voti 10.415.041
 Percentuale votanti % 0,502423
 Percentuale Capitale % 0,286585



LISTA ESITO DELLE VOTAZIONE

Oggetto: Nomina dei Sindaci.

ASTENUTI

Badge	Ragione Sociale	Proprio	Delega	Totale
1	AVV. DARIO TREVISAN RAPPRESENTANTE DESIGNATO IN QUALITA' DI DELEGATO AI SENSI DELL'ART. 135-NOVIES TUF	0	0	0
**D	HSCB GLOBAL POWER RESOURCES EQUITY FUND	0	59.397	59.397
**D	BLUEBAY GLOBAL CONVERTIBLE BOND FUND	0	75.176	75.176
**D	BLUEBAY US GLB CONV BND FND	0	2.650	2.650
**D	RBC FUNDS FOR BLUEBAY GLOBALMDX TRLY INCOME BOND FUND	0	36.893	36.893
**D	CENTRICA COMBINED COMMONINVESTMENT FUND LIMITED	0	37.474	37.474
**D	BLUEBAY FUNDS - BLUEBAY GLOBAL CONVERTIBLE BOND FUND	0	47.350	47.350
**D	ERIKA GLAZER	0	11.200	11.200
**D	CATHOLIC ENDOWMENT FUND, LP	0	9.258	9.258
**D	OHIO NATIONAL FUND, INC. - ON INTERNATIONAL EQUITY PORTFOLIO	0	1.517	1.517
3	AVV. DARIO TREVISAN RAPPRESENTANTE DESIGNATO IN QUALITA' DI DELEGATO AI SENSI DELL'ART. 135-UNDECIES TUF	0	0	0
**D	FONDAZIONE ENPAM	0	18.252.116	18.252.116


Totale voti 18.533.031
 Percentuale votanti % 0,854036
 Percentuale Capitale % 0,509964

LISTA ESITO DELLE VOTAZIONE
Oggetto: Nomina dei Sindaci.

NON VOTANTI

Badge	Ragione Sociale	Proprio	Delega	Totale
Totale voti	0			
Percentuale votanti %	0,000000			
Percentuale Capitale %	0,000000			

84573/1737



Azionisti in delega: 0

84573/1738

LISTA ESITO DELLE VOTAZIONE
Oggetto: Nomina dei Sindaci.

VOTI ESCLUSI DAL QUORUM Deliberativo

Badge	Regione Sociale	Proprio	Delega	Totale
1	AVV. DARIO TREVISAN RAPPRESENTANTE DESIGNATO IN QUALITA' DI DELEGATO AI SENSI DELL'ART. 135-NOVIES TUF	0	0	0
**D	KUTXABANK GESTION SGIIC S.A.	0	222.872	222.872
**D	THE ALAIN LEGER FAMILY TRUST	0	20.410	20.410
**D	CORONATION FUND MANAGERS PTY LIMITED	0	11.160	11.160
**D	THE STATE OF CONNECTICUT	0	24.841	24.841
**D	EMPLOYEES RETIREMENT SYSTEM OF THE CITY OF BALTIMORE	0	11.719	11.719
**D	OFL MARKET NEUTRAL EQUITY	0	47.644	47.644
**D	MATMUT ACTIONS EURO	0	23.000	23.000
**D	OFL FUND - LYNX REAL ASSETS	0	16.981	16.981
**D	FLURIBUS LABS GLOBAL CORE EQUITY MASTER FUND LP	0	1.127	1.127
**D	IUCOE LOCAL 793 MEMBERS PENSION BENEFIT TRUST OF ONTARIO	0	1	1
**D	TD EMERALD INTERNATIONAL EQUITYINDEX FUND	0	1	1
**D	TD INTERNATIONAL INDSX FUND	0	1	1
**D	TD EUROPEAN INDEX FUND	0	1	1
**D	TD INTERNATIONAL EQUITY INDEX ETF	0	1	1
**D	TD SYSTEMATIC INTERNATIONAL EQUITY LOW VOLATILITY ETF	0	1	1
**D	TD Q GLOBAL DIVIDEND ETF	0	1	1
2	AVV. DARIO TREVISAN RAPPRESENTANTE DESIGNATO IN QUALITA' DI DELEGATO E SUBDELEGATO AI SENSI DELL'ART. 135-NOVIES TUF	0	1	1
**D	FONDAZIONE FINANZA ETICA	0	80	80
Totale voti				
Percentuale votandi %				
Percentuale Capitale %				

379.841
0,018324
0,010452

F.to MARCEGAGLIA EMMA
F.to PAOLO CASTELLINI - Notaio

Assemblea Ordinaria del 13 maggio 2020ALLEGATO "S"
ROGITO 23955ESITO VOTAZIONE

Oggetto : Nomina del Presidente del Collegio Sindacale.

Hanno partecipato alla votazione:

- n° 2.679 azionisti,


portatori di n° 979.609.976 azioni ordinarie, tutte ammesse al voto,

pari al 26,955422% del capitale sociale.

Hanno votato:

	Voti	% su Azioni Ordinarie che hanno espresso il voto
Favorevoli	952.420.959	97,224506
Contrari	7.755.401	0,791683
SubTotale	<u>960.176.360</u>	98,016188
Astenuti	<u>19.433.616</u>	1,983812
Totale	<u>979.609.976</u>	100,000000
(Non Votanti)	1.093.731.615	

F.to MARCEGAGLIA EMMA
F.to PAOLO CASTELLINI - Notaio



LISTA ESITO DELLE VOTAZIONI

Oggetto: Nomina del Presidente del Collegio Sindacale.

FAVOREVOLI

Badge	Ragione Sociale	Proprio	Delega	Totale
1	AVV. DARIO TREVISAN RAPPRESENTANTE DESIGNATO IN QUALITA' DI DELEGATO AI SENSI DELL'ART. 135-NOVIES TUF	0	0	0
**D	ARCA FONDI SGR - FONDO ARCA AZIONI ITALIA	0	1.780.000	1.780.000
**D	ARCA FONDI SGR - FONDO ARCA ECONOMIA REALE BILANCIATO ITALIA S5	0	150.000	150.000
**D	FRANKLIN TEMPLETON INVESTMENT FUNDS	0	671.477	671.477
**D	MORGAN STANLEY INVESTMENT FUNDS	0	17.117	17.117
**D	AVIVA INVESTORS	0	41.920	41.920
**D	T. ROWE PRICE FUNDS SICAV	0	3.688	3.688
**D	T. ROWE PRICE FUNDS SICAV	0	61	61
**D	T. ROWE PRICE FUNDS SICAV	0	2.293	2.293
**D	T. ROWE PRICE FUNDS SICAV	0	187.472	187.472
**D	T. ROWE PRICE FUNDS SICAV	0	115.027	115.027
**D	T. ROWE PRICE FUNDS SICAV	0	10.311	10.311
**D	ARK LIFE ASSURANCE COMPANY LIMITED	0	117.778	117.778
**D	BLACKROCK INDEX SELECTION FUND	0	1.397.882	1.397.882
**D	BLACKROCK FUNDS I ICAV	0	1.349	1.349
**D	SCHRODER ALTERNATIVE SOLUTIONS	0	68.927	68.927
**D	JPMORGAN INVESTMENT FUNDS	0	163.935	163.935
**D	SCHRODER INTERNATIONAL SELECTION FUND	0	13.357.247	13.357.247
**D	JPMORGAN FUNDS (IRELAND) ICAV	0	1.533	1.533
**D	UNION INVESTMENT INSTITUTIONAL GMBH	0	86.763	86.763
**D	DKB EUROPA FONDS BAYERNINVEST LUXEMBOURG	0	35.711	35.711
**D	BAYERNINVEST KVG MBH	0	21.450	21.450
**D	BAYERNINVEST KAPITALVERWALTUNGSGESELLSCHAFT	0	30.058	30.058
**D	ZURICH COMPANHIA SEGUROS SA	0	34.063	34.063
**D	UNIVERSAL INVEST SICAV	0	1.798.783	1.798.783
**D	BANCOPOSTA AZIONARIO EUR	0	268.371	268.371
**D	GIE ALLENZA OBBLICAZIONARIO	0	389.084	389.084
**D	BP AZION FLESSIBILE	0	62.816	62.816
**D	BANCOPOSTA GLOBAL EQUITY LTE BANCOPOSTA	0	3.589	3.589
**D	GENERALI INVESTMENTS SICAV	0	16.565	16.565
**D	GENERALI SMART FUNDS SICAV	0	120.198	120.198
**D	BAYERNINVEST KAPITALVERWALTUNGSGESELLSCHAFT MBH	0	14.346	14.346
**D	II SICAV INSTITUTIONELLE DE DROIT BELGE	0	170.000	170.000
**D	DPAM CAPITAL B	0	201.040	201.040
**D	DPAM DBI-RDT B	0	102.290	102.290
**D	CREDIT SUISSE INDEX FUND (LUX) - CSIF (LUX) EQUITY EMU	0	1.026.439	1.026.439
**D	CREDIT SUISSE INDEX FUND (LUX) - CSIF (LUX) EQUITY EMU BLUE	0	899.111	899.111
**D	CREDIT SUISSE INDEX FUND (LUX) - CSIF (LUX) EQUITY EURO STOXX MULTI PREMIA	0	11.759	11.759
**D	CS INDEX FUND (LUX) - CSIF (LUX) EQUITY WORLD FACTOR MIX	0	2.211	2.211
**D	CREDIT SUISSE INDEX FUND (LUX) - CSIF (LUX) EQUITY WORLD MINIMUM VOLATILITY	0	3.075	3.075
**D	CSIF2 CS (LUX) PORTFOLIO FUND GLOBAL YIELD USD	0	6.000	6.000
**D	FINREON WORLD EQUITY MULTI PREMIA DEFENSIVE (PENSION) CREDIT SUISSE FUNDS AG	0	11.394	11.394

84573/740

LISTA ESITO DELLE VOTAZIONE
 Oggetto: Nomina del Presidente del Collegio Sindacale.

FAVOREVOLI

Badge	Regione Sociale	Proprio	Delega	Totale
**D	PK CSG WORLD EQUITY CREDIT SUISSE FUNDS AG	0	146.515	146.515
**D	CSIF (CH) III EQUITY WORLD EX CH VALUE WEIGHTED - PENSION FUND CREDIT SUISSE FUNDS AG	0	20.153	20.153
**D	AXA VORSORGE FONDS II - EQUITIES GLOBAL MARKETS CREDIT SUISSE FUNDS AG	0	569.798	569.798
**D	BALOISE FUND INVEST 2 (CH) - IF AKTIEN WELT EX SCHWEIZ CREDIT SUISSE FUNDS AG	0	26.109	26.109
**D	FINREON WORLD EQUITY ISOPRO (PENSION) CREDIT SUISSE FUNDS AG	0	15.256	15.256
**D	AXA VORSORGE FONDS - EQUITIES GLOBAL MARKETS III CREDIT SUISSE FUNDS AG	0	26.910	26.910
**D	CSIF (CH) III EQUITY WORLD EX CH MINIMUM VOLATILITY - PF CREDIT SUISSE FUNDS AG	0	86.025	86.025
**D	CREDIT SUISSE FUNDS AG	0	28.627	28.627
**D	BALOISE FUND INVEST (CH) - AKTIEN WELT EX SCHWEIZ PASSIV CREDIT SUISSE FUNDS AG	0	6.081	6.081
**D	CSIF (CH) EQUITY EMU CREDIT SUISSE FUNDS AG	0	398.265	398.265
**D	AXA VORSORGE FONDS II - EQUITIES GLOBAL MARKETS PASSIVE CREDIT SUISSE FUNDS AG	0	233.907	233.907
**D	PROFOND UMBRELLA - AKTIEN AUSLAND MINIMUM VOLATILITY CREDIT SUISSE FUNDS AG	0	32.008	32.008
**D	CREDIT SUISSE INVESTMENT FUNDS 2 - CREDIT SUISSE (LUX) PORTFOLIO FUND GLOBAL BALANCED USD	0	20.000	20.000
**D	CSIF 4 - CREDIT SUISSE (LUX) GLOBAL HIGH INCOME FUND USD	0	20.000	20.000
**D	HELABA INVEST KAPITALANLAGEGESELLSCHAFT	0	18.492	18.492
**D	BERNISCHE PENSIONSKASSE	0	360.197	360.197
**D	KAIROS INTERNATIONAL SICAV - ITALIA	0	500.000	500.000
**D	KAIROS INTERNATIONAL SICAV EUROPAESG	0	12.000	12.000
**D	KAIROS INTERNATIONAL SICAV - TARGET ITALY ALPHA	0	26.000	26.000
**D	EHP ADVANTAGE INTERNATIONAL ALTERNA FUND	0	2.000	2.000
**D	SCHWAB INTERNATIONAL INDEX FUND	0	1.130.070	1.130.070
**D	THE MASTER TRUST BANK OF JAPAN LTD	0	11.400	11.400
**D	JAPAN TRUSTEE SERVICES BANK LTD	0	18.265	18.265
**D	JAPAN TRUSTEE SERVICES BANK LTD	0	5.525	5.525
**D	FIDELITY FUNDS SICAV	0	178.807	178.807
**D	FIDELITY FOC VALDE UNCONSTRAINED	0	206	206
**D	ME PICTET MULTI ASSET FUND	0	42.228	42.228
**D	JAPAN TRUSTEE SERVICES BANK LTD	0	36.061	36.061
**D	THE MASTER TRUST BANK OF JAPAN LTD	0	11.052	11.052
**D	THE MASTER TRUST BANK OF JAPAN LTD	0	41.709	41.709
**D	JAPAN TRUSTEE SERVICES BANK LTD	0	13.499	13.499
**D	FIDELITY SAL ST FIDELITY GLOBAL EX US IN	0	653.184	653.184
**D	VANGUARD FUNDS PLC	0	1.930.729	1.930.729
**D	SCHWAB FUNDAMENTAL INTER LARGE COMP IN F	0	502.648	502.648
**D	FISHER INVESTMENTS ALL FOREIGN EQ COL FD	0	9.697	9.697
**D	FISHER INVESTMENTS FOREIGN EQUITY COLL F	0	147.671	147.671
**D	SEI INSTITUT-MANAGED TRUS MULTI AS ACC F	0	26.389	26.389
**D	VANGUARD INVESTMENT SERIES PLC	0	1.288.894	1.288.894
**D	VANGUARD INVESTMENT SERIES PLC	0	1.125.981	1.125.981
**D	VANGUARD INVESTMENT SERIES PLC	0	113.021	113.021
**D	VANGUARD INVESTMENT SERIES PLC	0	82.395	82.395
**D	FIDELITY SALEM STR T FID TOTAL INT IND F	0	628.982	628.982
**D		0	435.837	435.837

84573/176A

LISTA ESITO DELLE VOTAZIONE
 Oggetto: Nomina del Presidente del Collegio Sindacale.

FAVOREVOLI

Badge	Ragione Sociale	Proprio	Delega	Totale
**D	THE MASTER TRUST BANK OF JAPAN LTD	0	59.440	59.440
**D	THE MASTER TRUST BANK OF JAPAN LTD	0	4.927	4.927
**D	DEVELOPED INTERNATION EQUITY SELECT ETF	0	3.651	3.651
**D	MONDRIAN INT.EQ.COLLECTIVE.INV.TRUST	0	632.665	632.665
**D	FID SAL STR TRU: FID SAI INT VAL IND FUN	0	938.562	938.562
**D	FIDELITY UCITS II ICAV	0	10.068	10.068
**D	VARIABLE INSURANCE PRODUCTS FUND II: INTERNATIONAL INDEX PORTFOLIO	0	14.978	14.978
**D	FIDELITY SALEM STREET TRUST: FIDELITY ZERO INTERNATIONAL INDEX FUND	0	163.980	163.980
**D	FIDELITY CONCORD STREET TRUST: FIDELITY SERIES INTERNATIONAL INDEX FUND	0	22.310	22.310
**D	SIX CIRCLES INTERNAT UNCONSTRAIN EQ FUND	0	1.201.942	1.201.942
**D	SIX CIRCLES MANAGED EQUITY PORTFOLIO INTERNATIONAL UNCONSTRAINED FUND	0	525.502	525.502
**D	SIX CIRCLES MANAGED EQUITY POR	0	58.290	58.290
**D	THE MASTER TRUST BANK OF JAPAN LTD	0	2.579	2.579
**D	THE MASTER TRUST BANK OF JAPAN LTD	0	4.589	4.589
**D	LACM WORLD EQ DVDM	0	871	871
**D	LACM WORLD EQ DEFE	0	104	104
**D	THE MASTER TRUST BANK OF JAPAN LTD	0	109.254	109.254
**D	EUROPEAN EQUITY FUND OF KOKUSAI TRUST INTERTRUST TRUSTEES	0	18.379	18.379
**D	FISHER INVEST ALL WORLD EQ COLLECTIVE FD	0	453.005	453.005
**D	GLOBAL X SCIENTIFIC BETA EUROPE ETF	0	577	577
**D	THE MASTER TRUST BANK OF JAPAN LTD	0	231.204	231.204
**D	FIRST TRUST RIVERFRONT DYNAMIC EUROPE ET	0	22.297	22.297
**D	FIRST TRUST RIVERFRONT DYN DEV INT ETF	0	74.089	74.089
**D	MONDRIAN ALL COUN WORLD EX US EQ CO IN T	0	533.654	533.654
**D	MONDRIAN INTERNATIONAL EQUITY FUND	0	994.657	994.657
**D	ZURICH INSURANCE COMPANY LTD	0	12.563	12.563
**D	ZURICH INVESTMENTS LIFE S.P.A.	0	450.789	450.789
**D	HI MASTER VB FONDS	0	191.000	191.000
**D	BAYVK G2 FONDS	0	274.544	274.544
**D	SAEV MASTERFONDS INKA	0	111.383	111.383
**D	HI MANPT FONDS	0	132.037	132.037
**D	SIVE	0	40.225	40.225
**D	HL-KABEL-FONDS	0	413.000	413.000
**D	HI PNWL DIVIDENDE PLUS FONDS	0	1.001.105	1.001.105
**D	HI-AXEL SPRINGER MASTER FONDS	0	19.518	19.518
**D	UNIVERSAL-OCO	0	67.950	67.950
**D	BI FINANZFONDS	0	22.315	22.315
**D	ALLIANZGI FONDS APNIESA	0	78.335	78.335
**D	ALLIANZGI FONDS FEV	0	7.296	7.296
**D	ALLIANZ GI FONDS RANW II	0	50.000	50.000
**D	BAYVK A4 FONDS	0	50.585	50.585
**D	ALLIANZGI FONDS GAND 2	0	7.522	7.522
**D	ALLIANZGI FONDS PFD	0	1.976	1.976

LISTA ESITO DELLE VOTAZIONE
 Oggetto: Nomina del Presidente del Collegio Sindacale.

FAVOREVOLI

Badge	Ragione Sociale	Proprio	Delega	Totale
**D	ALLIANZGI FONDS REINVEST	0	2.966	2.966
**D	ALLIANZGI FONDS WERT	0	3.500	3.500
**D	ALLIANZGI FONDS UGF	0	7.000	7.000
**D	ALLIANZGI FONDS DPF DILLINGER PENSIONSFOND	0	19.249	19.249
**D	ALLIANZGI FONDS GANO	0	1.294	1.294
**D	ALLIANZGI FONDS FIB	0	40.000	40.000
**D	ALLIANZGI FONDS AVP	0	1.948	1.948
**D	DBI FONDS EBB	0	10.560	10.560
**D	ALLIANZGI FONDS TOB	0	7.930	7.930
**D	ALLIANZGI FONDS GDP	0	8.000	8.000
**D	ALLIANZGI FONDS NICO	0	1.854	1.854
**D	ALLIANZGI FONDS MAV	0	6.317	6.317
**D	ALLIANZGI FONDS PGD	0	10.842	10.842
**D	ALLIANZGI FONDS DUNHILL	0	6.520	6.520
**D	ALLIANZGI FONDS VSBW	0	30.025	30.025
**D	ALLIANZGI FONDS SIV	0	3.702	3.702
**D	SUEWE COFONDS	0	25.000	25.000
**D	ALLIANZGI FONDS PFI	0	9.887	9.887
**D	HFZH COFONDS	0	10.000	10.000
**D	ALLIANZGI FONDS PTV2	0	95.751	95.751
**D	ALLIANZGI FONDS AFE	0	60.699	60.699
**D	ALLIANZGI FONDS PF2	0	98.899	98.899
**D	ALLIANZGI FONDS SVKK	0	2.474	2.474
**D	KREBSHILFE 2 FONDS	0	4.210	4.210
**D	ALLIANZGI FONDS CAESAR	0	7.820	7.820
**D	AXA EURO DIVIDEND D	0	6.400	6.400
**D	HI R MASTER FONDS	0	8.718	8.718
**D	HI NSNET BAP FONDS	0	4.524	4.524
**D	ALLIANZGI FONDS DPWS	0	8.135	8.135
**D	MASTERFONDS BANTHUS	0	76.134	76.134
**D	HI BGHM AR MASTERFONDS	0	47.767	47.767
**D	ALLIANZGI FONDS OB PENSION	0	18.822	18.822
**D	SDK K3 FONDS	0	4.080	4.080
**D	BORDE-UI-FONDS	0	111.077	111.077
**D	ZURICH INSURANCE PLC	0	61.429	61.429
**D	ZURICH VIDA COMP DE SEGUROS Y REASSG SA	0	13.982	13.982
**D	BNP PARIBAS FUND	0	530.830	530.830
**D	GA FUND L	0	7.662	7.662
**D	BNP PARIBAS A FUND	0	7.415	7.415
**D	BNP PARIBAS EASY	0	338.864	338.864
**D	FONDAZIONE ROMA SIE	0	11.757	11.757
**D	BNP PARIBAS FUNDS	0	43.196	43.196
**D	JANUS HEND INSTIT EUROPE INDEX OPP FUND	0	20.805	20.805

84573/1443

84573 / 1766

LISTA ESITO DELLE VOTAZIONE

Oggetto: Nomina del Presidente del Collegio Sindacale.

FAVOREVOLI

Badge	Ragione Sociale	Proprio	Delega	Totale
**D	AMERICAN HEART ASSOCIATION INC	0	8.462	8.462
**D	CARILION CLARIVEST INTERNATIONAL STOCK F	0	4.982	4.982
**D	CATHOLIC COMMUNITY FOUNDATION OF MINNESO	0	3.745	3.745
**D	GUIDEMARK WORLD EX - US FUND	0	26.279	26.279
**D	VIDENT INTERNATIONAL EQUITY FUND	0	94.557	94.557
**D	PACIFIC GLOBAL INTERNATIONALEQUITY INCOM	0	9.177	9.177
**D	BPTCJ DPF REVEH CITIBK RH FD SERV JERSEY	0	2.091	2.091
**D	STANDARD LIFE WEALTH INTERNATIONAL LTD	0	1.500	1.500
**D	BPCB DPF ECCLESTON G	0	36.203	36.203
**D	BMAM (INTERNATIONAL) LIMITED	0	15.200	15.200
**D	BROOKS MACDONALD ASSET MANAGEMENT	0	2.308	2.308
**D	ENHANCED INDEX INTERNATIONAL SHARE FUND	0	239.334	239.334
**D	AUSTRALIAN CATHOLIC SUPERAN RETIREM FUND	0	36.420	36.420
**D	AMP CAP URHEDGED GL SHS MULTI MAN FUND	0	43.129	43.129
**D	AMP INTERNATIONAL EQUITY INDEX FUND HEDG	0	299.268	299.268
**D	IPAC SPEC INV STR INT SHARESTRATEGY NO 1	0	6.853	6.853
**D	UNISUPER	0	22.135	22.135
**D	AMP CAPITAL GLOBAL QUALITY FUND	0	30.020	30.020
**D	WHOLESALE UNIT TRU MSCI GLOB IND SHAR FU	0	13.910	13.910
**D	STRATEGIC INTERNATIONAL EQUITY FUND	0	80.979	80.979
**D	WHOLESALE INTERNATIONAL CORE EQUITIES	0	14.343	14.343
**D	MERCER UNHEDGED OVERSEAS SHARES TRUST	0	11.448	11.448
**D	BNZ WHOLESALE INTERN EQUITIES INDEX FUND	0	32.824	32.824
**D	LEMBAGA TRUBUNG AMANAH PEKERUA	0	31.622	31.622
**D	BDF-FONDS E ACT. EUROP.	0	48.718	48.718
**D	FCPE BDF FONDS S SOLIDAIRE	0	10.244	10.244
**D	FCPE HORIZON EP. ACTION	0	25.509	25.509
**D	LA MONDIALE	0	1.170.000	1.170.000
**D	FCP CAMGEST VALEURS EURO	0	381.370	381.370
**D	INDEP ACTIONS CROISSANCE	0	309.000	309.000
**D	CALCIUM QUANT	0	82.594	82.594
**D	SODIUM 1	0	235.514	235.514
**D	FCP BNP PARIBAS DEEP VALUE	0	500.167	500.167
**D	AMELI MUTUELLE	0	17.400	17.400
**D	GINJER ACTIFS 360	0	644.800	644.800
**D	ARBELLE INVESTISSEMENTS	0	4.600	4.600
**D	FCP BNP ACTION MONDE	0	10.803	10.803
**D	AXA INDICE EURO	0	188.200	188.200
**D	AXA OR E MATIERES PREMIERES	0	102.335	102.335
**D	AXA AA DIVERSIFIE INDICIEL 1	0	213.400	213.400
**D	FCP FCE INVEST EURO	0	602.729	602.729
**D	FCP FRANCE INVEST. INTER	0	195.358	195.358
**D	AVIVA PATRIMOINE	0	29.519	29.519

LISTA ESITO DELLE VOTAZIONE
 Oggetto: Nomina del Presidente del Collegio Sindacale.

FAVOREVOLI

Badge	Regione Sociale	Proprio	Delega	Totale
**D	AVIVA DIVERSIFIE	0	5.323	5.323
**D	FCP ALM ACTIONS EURO	0	984.023	984.023
**D	FCP AVIVA INVESTORS SELECTION	0	27.140	27.140
**D	FCP AVIVA INVESTORS CONVICTION	0	252.423	252.423
**D	FCP AVIVA INVESTORS VALORISATION	0	153.453	153.453
**D	FCP AFER ACTIONS EURO	0	1.302.705	1.302.705
**D	FCP AVIVA PERFORMANCE	0	8.268	8.268
**D	FCP AVIVA ACTIONS EURO	0	137.595	137.595
**D	FCP AFER ACTIONS MONDE	0	141.801	141.801
**D	FCP AVIVA STRUCTURE INDEX 3	0	133.492	133.492
**D	FCP ALM ACT ZONE EUR ISR	0	2.600.000	2.600.000
**D	FCP AG2R LA MONDIALE ACT EUROPE ISR	0	535.000	535.000
**D	ROSENBERG EUROBLOCK	0	126.164	126.164
**D	CARDIF ASSURANCE VIE	0	346	346
**D	ROTHSCHILD AND CO ASSET MANAGEMENT EUROPE	0	26.500	26.500
**D	FCPE HENKEL DVSE INT EXP	0	763	763
**D	LM HARMONY	0	5.715	5.715
**D	FCP SAKKARAH 6	0	56.200	56.200
**D	FCP KLESIA K ACTIONS EURO	0	9.400	9.400
**D	STICHT BEDRIJFST FONDS VOOR DE MEDIA PMO	0	208.531	208.531
**D	BNP PARIBAS EQUITY - FOCUS ITALIA	0	80.035	80.035
**D	STICHTING AMOLD DELHAIZE PENSIOEN	0	207.557	207.557
**D	FRANCE INVESTISSEMENT CAPITALISATIONS MOYENNES	0	299.966	299.966
**D	FCP KLESIA K RETRAITE EURO	0	550.000	550.000
**D	INDEP AM	0	33.000	33.000
**D	FCP FPI ESG	0	23.522	23.522
**D	FCP FPE ESG	0	420.830	420.830
**D	CAISSE DES DEPOTS ET CONSIGNATIONS	0	11.404.476	11.404.476
**D	CAISSE DES DEPOTS ET CONSIGNATIONS	0	7.301.331	7.301.331
**D	CAISSE DES DEPOTS ET CONSIGNATIONS	0	46.959	46.959
**D	FONDS DE RESERVE POUR LES	0	83.308	83.308
**D	FCP VILLIERS ACTIONS EUROPE CPR AM	0	283.139	283.139
**D	JANUS HENDERSON ADAPTIVE GLOBAL ALLOCATI	0	1.937	1.937
**D	WORLD TRADE ORGANIZATION PENSION PLAN	0	22.445	22.445
**D	PICTET CH INSTITUTIONAL - EUROPEAN	0	179.690	179.690
**D	PICTET CH-GLOBAL EQUITIES	0	25.006	25.006
**D	SWISS LIFE LUXEMBOURG SA	0	147.377	147.377
**D	RAIFFEISEN INDEX FONDS, EURO STOKX 50	0	47.574	47.574
**D	CAPACITY FONDS INSTITUTIONEL-ACTIONS ETRANGERES PIB	0	22.096	22.096
**D	TURICUM AKTIEN UND IMMOBILIENWERTSCHRIFT	0	159.768	159.768
**D	CAPACITY FONDS INSTITUTIONEL ACTIONS ETRANGERES	0	53.072	53.072
**D	PICTET-EUROLAND INDEX	0	136.390	136.390

84573/1765

84573/1746

LISTA ESITO DELLE VOTAZIONE
 Oggetto: Nomina del Presidente del Collegio Sindacale.

FAVOREVOLI

Badge	Ragione Sociale	Proprio	Delega	Totale
**D	PICTET-EUROPE INDEX	0	458.139	458.139
**D	FOREIGN STOCK INDEX MOTHER FUND ONAL DEVELOPED COUNTRIES INDEX MOTHER FUND	0	81.300	81.300
**D	NOMURA TRUST BANKING TRUSTEE NIKKO GLOBA	0	148.077	148.077
**D	SHINKO GLOBAL EQUITY INDEX MOTHER FUND	0	1.163	1.163
**D	KAPAN PENSIONER FORSAKRINGSFORENING	0	146.533	146.533
**D	INVESTERINGSFORENINGEN PFA INVEST	0	48.027	48.027
**D	INVESTERINGSFORENINGEN BANKINVEST EUROPA SMALL CAP AKTIER KL	0	133.492	133.492
**D	GLOBALE AKSJER AS	0	437	437
**D	GLOBALE ESG AS	0	47.947	47.947
**D	VERDIPAPIRFONDET EQUINOR AKSJER EUROPA	0	27.000	27.000
**D	STICHTING DEPOSITARY APG DEVELOPED	0	220.698	220.698
**D	EUROBEN LIFE PENSION DAC	0	7.283	7.283
**D	EQUINOR INSURANCE A S	0	30.500	30.500
**D	EQUINOR PENSION	0	155.000	155.000
**D	INT.: VERDIPAPIRFONDET STOREBRAND GLOBAL ESG GAR: JP MORGAN LUXC/OBESS	0	8.770	8.770
**D	VERDIPAPIRFONDET STOREBRAND INDEKS-NORGE	0	14.017	14.017
**D	INT.: VERDIPAPIRFONDET STOREBRAND GLOBAL ESG GAR: JP MORGAN LUXC/OBESS	0	53.361	53.361
**D	INT.: VERDIPAPIRFONDET STOREBRAND GLOBAL ESG GAR: JP MORGAN LUXC/OBESS	0	412.879	412.879
**D	VERDIPAPIRFONDET STOREBRAND GLOBAL ESG P	0	63.314	63.314
**D	MOMENTUM INVESTMENT FUNDS SICAV-SIF	0	80.560	80.560
**D	ROBECO UMBRELLA FUND I N.V.	0	123.779	123.779
**D	FUNDACAO CALOUSTE GULBENKIAN	0	708	708
**D	MOMENTUM GLOBAL FUNDS	0	19.645	19.645
**D	INVESTERINGSFORENINGEN PFA INVEST	0	4.068	4.068
**D	BLACKROCK INSTITUTIONAL POOLED FUNDS PLC	0	347.978	347.978
**D	KYBURG INSTITUTIONAL FUND - AKTIEN WELT	0	159.400	159.400
**D	BVK PERSONALVORSORGE DES KANTONS ZURICH	0	180.359	180.359
**D	PENSIONSKASSE SBB	0	99.489	99.489
**D	NFS LIMITED TRAFALGAR COURT ADMIRAL PARK ST. PETER PORT	0	28.635	28.635
**D	BRITISH COAL STAFF SUPERANNUATION SCHEME	0	130.570	130.570
**D	DEKA INVESTMENT GMBH RE DEKA-BASIS	0	12.000	12.000
**D	DEKA VERMOGENSMANAGEMENT GMBH RE REPPLE	0	25.000	25.000
**D	DEKA VERMOG GMBH RE PRIV BANK-STRUKTUR	0	65.000	65.000
**D	DEKA VERMOGENSMANAGEMENT GMBH RE LINGOHR	0	88.671	88.671
**D	DEKA INVESTMENT GMBH RE DEKA	0	4.100	4.100
**D	DEKA VERMOGENSMANAGEMENT GMBH RE LINGOHR	0	232.056	232.056
**D	DEKA INVEST GMBH RE DEKA-BAV-FONDS	0	97.411	97.411
**D	DEKA INVESTMENT GMBH	0	49.249	49.249
**D	DEKA INV GMBH RE DEKA-NACHH KOM	0	84.985	84.985
**D	DEKA INV GMBH R DEK MSCI WORLD UCITS ETF	0	3.852	3.852
**D	DEKA INVEST.GMBH RE BEROLINARENT DEKA	0	4.850	4.850
**D	DEKA INV. GMBH RE DEKA ST.EUR.50 UCI ETF	0	21.029	21.029
**D	DEKA INV. GMBH DEKA MSCI EUROPE UCITS ET	0	118.931	118.931

84573/1767

LISTA ESITO DELLE VOTAZIONE
 Oggetto: Nomina del Presidente del Collegio Sindacale.

FAVOREVOLI

Badge	Ragione Sociale	Proprio	Delega	Totale
**D	DEKA INVESTGMBH RE MSCI EUROPE LC UCITS	0	13.607	13.607
**D	DEKA INVESTMENT GMBH RE PKBMF	0	15.800	15.800
**D	DEKA INVEST DEKA EURO STOXX 50 - UCITS	0	812.843	812.843
**D	DEKA INVEST GMBH RE BALANCE DYNAMISCH	0	11.639	11.639
**D	DEKA INVEST RE/DEKAFUTUR-WACHSTUM	0	12.200	12.200
**D	DEKA INVESTMENT GMBH RE DEKAFUTUR-CHANCE	0	39.000	39.000
**D	DEKA INVESTMENT GMBH RE DEKA-BR 100	0	588.706	588.706
**D	DEKA INVEST GMBH RE DEKA-BR 85	0	30.785	30.785
**D	DEKA INVESTMENT GMBH RE DEKA-BR 75	0	29.640	29.640
**D	DEKA INVESTMENT GMBH RE DEKA-BR 55	0	12.991	12.991
**D	DEKA INVESTMENT GMBH RE DEKA-BR 35	0	72.423	72.423
**D	DEKA INVEST RE/DEKAFUTUR-ERTRAG	0	1.800	1.800
**D	DEKA INVEST RE DEKA-EUROLAND BALANCE	0	661.950	661.950
**D	DEKA INVESTMENT GMBH RE DEKA-DIVIDEND VA	0	170.000	170.000
**D	R.E.S.T. AUSTRALIA LIMITED	0	96.578	96.578
**D	LGIA SUPER TRUSTEE AS TRUSTEE FOR LGIA	0	66.416	66.416
**D	VANGUARD INTERNATIONAL SHARE INDEX FUND	0	67.901	67.901
**D	MINE SUPERANNUATION FUND	0	78.445	78.445
**D	AUSTRALIANSUPER	0	5.094	5.094
**D	VANGUARD INTERNATIONAL SHARE INDEX FUND	0	759.899	759.899
**D	CONSTRUCTION AND BUILDING UNIONS SUPER F	0	199.785	199.785
**D	VANGUARD GLOBAL VALUE EQUITY FUND	0	327	327
**D	TEACHERS' RETIREMENT SYSTEM OF THE CITY OF NEW YORK	0	140.059	140.059
**D	SAS TRUSTEE CORPORATION POOLED FUND	0	6.311	6.311
**D	SAS TRUSTEE CORPORATION POOLED FUND	0	110.962	110.962
**D	UBS ASSET MANAGEMENT LIFE LTD	0	1.641.458	1.641.458
**D	MANAGEMENT BOARD PUBLIC SERVICE PENSION	0	8.455	8.455
**D	MANAGEMENT BOARD PUBLIC SERVICE PENSION	0	14.388	14.388
**D	CONNECTICUT GENERAL LIFE INSURANCE COMPANY	0	31.127	31.127
**D	CONNECTICUT GENERAL LIFE INSURANCE COMPANY	0	30.800	30.800
**D	LUCRÉ PTY LTD FOR THE LABOUR UNION CO-OPERATIVE RETIREMENT FUND	0	46.691	46.691
**D	BANCO CENTRAL DE TIMOR-LESTE (BCTL)	0	596.415	596.415
**D	ROCKEFELLER & CO., INC	0	17.000	17.000
**D	CTIYP DPA INTERNATIONAL VALUE FUND	0	194.821	194.821
**D	PEA PENSION FORSIKRINGSKATIESELSKAB	0	15.780	15.780
**D	JPMORGAN CHASE BANK - PB - UNITED STATES INDIVIDUALS	0	3.921	3.921
**D	JPMORGAN CHASE BANK - PB - UNITED STATES TRUSTS	0	5.179	5.179
**D	JPMORGAN CHASE BANK - PB - UNITED STATES PARTNERSHIP	0	1.970	1.970
**D	BRUNEL SHEET RETIREMENT BENEFIT FUND	0	3.314	3.314
**D	MANAGED PORTFOLIO SERIES INTL SH FUND 1	0	9.452	9.452
**D	TELSTRA SUPERANNUATION SCHEME	0	16.310	16.310
**D	FRANKLIN INTERNATIONAL CORE EQUITY FUND	0	254.968	254.968
**D	TEMPLETON INTERNATIONAL STOCK TRUST	0	102.515	102.515

84573/1748

LISTA ESITO DELLE VOTAZIONE
 Oggetto: Nomina del Presidente del Collegio Sindacale.

FAVOREVOLI

Badge	Ragione Sociale	Proprio	Delega	Totale
**D	JEFFREY LLC	0	9.875	9.875
**D	WESTPAC WHOLESAL UNHEGDED INT SHARE TRU	0	64.222	64.222
**D	ANZ WHOLESAL INTERN.SHARE NO. 1 FUND	0	8.459	8.459
**D	TCORPIM INTERNATIONAL SHARE (UNHEGDED) F	0	149.401	149.401
**D	ISHARES WHOLESAL SCREENED INT EQ IND F	0	16.039	16.039
**D	ISHARES EDGE MSCI WORLD MINIMUM VOLAT ET	0	3.074	3.074
**D	IBM PERSONAL PENSION PLAN TRUST	0	37.127	37.127
**D	ONEPATH LOW VOLATILITY GLOBAL EQ IN POOL	0	23.367	23.367
**D	ONEPATH GLOB SHARES LARGE CAP UNHED IN F	0	208.266	208.266
**D	BT WHOLESAL MULTI MANAG INTL SHARE FUND	0	25.277	25.277
**D	ACCIDENT COMPENSATION CORPORATION	0	60.243	60.243
**D	DEKA INVESTMENT GMBH RE DEKA-EUROPBOND	0	808.375	808.375
**D	SUPER FUNDS MANAG CORP SOUTH AUSTRALIA	0	24.816	24.816
**D	TEMPLETON GLOBAL GROWTH FUND LIMITED	0	198.556	198.556
**D	TEMPLETON INTERNATIONAL EQUITY TRUST	0	144.877	144.877
**D	TEMPLETON GLOBAL TRUST FUND	0	36.210	36.210
**D	JP MORGAN CHASE RETIREMENT PLAN	0	132.028	132.028
**D	MTSJ DAIDO LIFE FOREIGN EQUITY MOTHER FD	0	3.510	3.510
**D	ISHARES WHOLESAL INTERN EQ INDEX FUND	0	176.150	176.150
**D	SUPERANNUATION FUNDS MANAGEMENT CORP	0	4.384	4.384
**D	BT WHOLESAL MULTI MANAG INTL SHARE FUND	0	17.095	17.095
**D	WSP INTERNATIONAL EQUITIES TRUST	0	63.376	63.376
**D	KOOKMIN BANK ACTING AS TRUSTEE OF KIM PRIVATE NOBLE CLASS GLOBAL EQUITY MASTER INVESTMENT TRUST	0	248.441	248.441
**D	QANTAS SUPERANN. LTD ATF QANTAS SUP.PLAN	0	7.146	7.146
**D	WSP INTERNATIONAL EQUITIES TRUST	0	17.554	17.554
**D	THE BOEING COMPANY EMPLOYEE RETIREMENT P	0	95.063	95.063
**D	DEKA INVEST GMBH RE A-VSA-FONDS	0	159.810	159.810
**D	ISHARES ALLCOUNTRY EQUITY INDEX FUND	0	22.700	22.700
**D	BAPTIST HEALTH SOUTH FLORIDA INC	0	10.128	10.128
**D	BLACKROCK FISSION INDEXED INTL EQUITY FD	0	326.228	326.228
**D	ADVANCE INTERNATIONAL SHARE INDEX FUND	0	19.595	19.595
**D	UBS FTSE RAFI DEVELOPED 1000 INDEX FUND	0	214.269	214.269
**D	UBS MSCI WORLD MINIMUM VOLATILITY IND FD	0	34.423	34.423
**D	RETIREMENT INCOME PLAN OF SAUDI ARABIAN OIL COMPANY	0	5.807	5.807
**D	AVIT INTERNATIONAL INDEX FUND	0	3.023	3.023
**D	FRANKLIN TEMPLETON VARIAB. INSURANCE	0	352.827	352.827
**D	SOUTHERN COMPANY SYSTEM MASTER RETIREMEN	0	535.991	535.991
**D	T. ROWE PRICE INT.F.INC.F.R.P.INT.VAL.EQ	0	654.283	654.283
**D	EQ ADVISORS TRUST--AXA INTL.VALUE MANAGED	0	6.031.446	6.031.446
**D	MINISTRY OF ECONOMY AND FINANCE	0	217.833	217.833
**D	MINISTRY OF ECONOMY AND FINANCE	0	3.191	3.191
**D	MINISTRY OF ECONOMY AND FINANCE	0	244.640	244.640
**D	MINISTRY OF ECONOMY AND FINANCE	0	252.161	252.161

LISTA ESTO DELLE VOTAZIONE
 Oggetto: Nomina del Presidente del Collegio Sindacale.

FAVOREVOLI

Badge	Ragione Sociale	Proprio	Delega	Totale
**D	T ROWE PRICE INTERNATIONAL EQUITY INDEX	0	179.545	179.545
**D	FLEXSHAR.MORV.DEV.MARK.EX-US FAC.TILT IN	0	95.703	95.703
**D	SBC MASTER PENSION TRUST	0	430.345	430.345
**D	EQ ADV. TRUST AXA INTL.CORE MANAGED VOLA	0	127.819	127.819
**D	SBC MASTER PENSION TRUST 208	0	60.755	60.755
**D	T ROWE CONCENTRATED INTERNAT EQUITY FUND	0	401.415	401.415
**D	FLEXSHARES MORNINGSTAR GLOBAL UPSTREAM N	0	479.482	479.482
**D	EQ ADVISORS TRUST EQ-GLOBAL EQUITY MANAG	0	100.968	100.968
**D	EQ ADVISORS TRUST - EQ/INTERNATIONAL MAN	0	360.602	360.602
**D	EQ ADVISORS TRUST - ATM INTERNATIONAL MA	0	260.316	260.316
**D	JNL/MELLON CAPITAL INTNAL INDEX FUND	0	292.064	292.064
**D	FLEXSHARES INTERNATIONAL QUALITY DIVIDEND DEFENSIVE INDEX FUND	0	4.448	4.448
**D	SBC MASTER PENSION TRUST	0	97.666	97.666
**D	T. ROWE PRICE INTERNATIONAL CONCENTRATED	0	488.973	488.973
**D	T ROWE PRICE GLOBAL ALLOCATION FUND INC	0	57.503	57.503
**D	FLEXSHARES STOXX GLOBAL ESG IMPACT INDEX	0	358	358
**D	GOLDMAN SACHS TRUST - GOLDMAN SACHS ABSOLUTE RETURN TRACKER FUND	0	1.300	1.300
**D	GOLDMAN SACHS INTER EQUITY INSIGHTS FUND	0	258.081	258.081
**D	GOLDMAN SACHS VARIABLE INS TRUST - G SACHS STRATEGIC INTER EQUITY FUND	0	13.476	13.476
**D	PUBLIC EMPLOYEES RETIREMENT SYSTEM OF OHIO	0	1.137.493	1.137.493
**D	MTB GOVERNMENT PENSION INVESTMENT FUND 4	0	9.331.437	9.331.437
**D	THE MASTER TRUST BANK OF JAPAN LTD	0	2.986.129	2.986.129
**D	AVIVA LIFE & PENSIONS UK LIMITED	0	627.793	627.793
**D	NATIONAL FARMERS UNION MUTUAL INSURANCE	0	111.801	111.801
**D	JOHN LEWIS PARTNERSHIP TRUST FOR PENSION	0	78.043	78.043
**D	THE BARCLAYS BANK UK RETIREMENT FUND	0	39.735	39.735
**D	THE MASTER TRUST BANK OF JAPAN, LTD. AS TRUSTEE FOR MUTB400045792	0	1.521.723	1.521.723
**D	VANGUARD FID COMPANY EUROPEAN STOCK INDE	0	119.088	119.088
**D	VANGUARD TOTAL INTERNATIONAL STOCK INDEX	0	43.551.836	43.551.836
**D	MTB FOR GOVERNMENT PENSION FD45828	0	236.011	236.011
**D	THE MASTER TRUST BANK OF JAPAN LTD	0	4.989.801	4.989.801
**D	STATE OF CALI SAV PLUS PROG MASTER TRUST	0	178.237	178.237
**D	DEKA INVE GMBH RE DEKA-PRIVATVORSORGE AS	0	85.000	85.000
**D	DEKA INVEST GMBH RE AGR DENA	0	7.800	7.800
**D	INTERNATIONALE KAPITALSAMLAGEGESSELLSCHAFT	0	25.000	25.000
**D	DEKA INV. GMBH RE ROLAND MASTERFONDS	0	22.369	22.369
**D	DEKA INVEST GMBH RE BODENSEE-FONDS	0	1.700	1.700
**D	DEKA INV GMBH RE FIBELITAS FUNDMASTER B	0	31.986	31.986
**D	DEKA INVEST RE INTER-ESSEN-FONDS	0	10.267	10.267
**D	DEKA INVEST RE A-CHISPANUS FOND	0	9.000	9.000
**D	DEKA A-DIM-WETZLAR-FONDS	0	8.350	8.350
**D	DEKA A-DIM-WETZLAR-BUNDELTED-FONDS	0	9.150	9.150
**D	DEKA INVEST MBH VITUS FIRST VALUE FONDS	0	124.000	124.000

845731169

LISTA ESITO DELLE VOTAZIONE

Oggetto: Nomina del Presidente del Collegio Sindacale.

FAVOREVOLI

Badge	Ragione Sociale	Proprio	Delega	Totale
**D	DEKA INVESTMENT GMBH RE AUM-FONDS	0	11.215	11.215
**D	DEKA INVEST GMBH RE DEKA MULT ASS TOT RE	0	3.021	3.021
**D	DEKA FUND INVESTMENT RE/ A-WORCH-FONDS	0	73.100	73.100
**D	DEKA INVEST MAULBORN-STROMBERG-FONDS	0	10.650	10.650
**D	DEKA INVESTMENT GMBH RE DEKA-BR 20	0	1.384	1.384
**D	DEKA INVEST. A-NORDHAUSEN 2-FONDS	0	16.655	16.655
**D	DEKA INVESTMENT GMBH RE RANW AKTIEN	0	35.289	35.289
**D	DEKA INVESTMENT GMBH RE TEG FONDS	0	2.000	2.000
**D	DEKA INVESTMENT GMBH RE MV-FONDS	0	25.000	25.000
**D	DEKA INV. RE A-STENDALER-POLANDFONDS I	0	414	414
**D	DEKA INVESTMENT GMBH RE A-KSK FULDA-FOND	0	17.600	17.600
**D	DEKA INVESTMENT GMBH RE S BROKER I FONDS	0	4.530	4.530
**D	DEKA INVESTMENT GMBH RE A-SKGO-FONDS	0	15.500	15.500
**D	DEKA INVESTMENT GMBH RE A-ASD FONDS	0	14.000	14.000
**D	DEKA INVESTMENT GMBH RE A-AMISIA-FONDS	0	30.000	30.000
**D	DEKA INV. GMBH RE BAUTZEN FUNDMASTER	0	65.000	65.000
**D	DEKA INVESTMENT GMBH RE HERZOGTUM L	0	15.000	15.000
**D	DEKA INVESTM GMBH RE A-HECKER-FONDS I	0	34.000	34.000
**D	DEKA INVESTME GMBH RE CHRONOS FUNDMASTER	0	25.000	25.000
**D	SUEBIA FONDS	0	145.317	145.317
**D	OB 2	0	84.803	84.803
**D	EPS	0	54.024	54.024
**D	BMW AG	0	56.579	56.579
**D	GVV POOLFONDS PAL	0	131.020	131.020
**D	DEKA VALUE PLUS	0	187.700	187.700
**D	ALLIANZGI-FONDS DSPT	0	207.410	207.410
**D	RAGS-FUNDMASTER	0	24.642	24.642
**D	UKA-FONDS	0	55.859	55.859
**D	DEAM FONDS VVK 2	0	15.000	15.000
**D	NATIONAL PENSION INSURANCE FUND	0	4.291	4.291
**D	NATIONWIDE INTERNATIONAL INDEX FUND	0	228.836	228.836
**D	INTERNATIONAL FUND MANAGEMENT S.A. RE IF	0	600.000	600.000
**D	DEKA INTERNATIONAL S.A. RE DEKALUX-GLOBA	0	33.395	33.395
**D	DEKA INTERNATIONAL S.A. RE DEKA-EUROPARA	0	11.212	11.212
**D	T ROME PRICE EUROPEAN STOCK FUND	0	1.261.122	1.261.122
**D	TEMPLETON INSTIT.FUNDS-INTL.EQUITY SERIE	0	753.707	753.707
**D	NVIT GS INTERNATIONAL EQUITY INSIGHTS FU	0	161.558	161.558
**D	EQ ADVISORS TR EQ TEMPLE GLOB EQ M VO P	0	23.572	23.572
**D	FLEXSHARES INTERNATIONAL QUALITY DIVIDEND	0	64.881	64.881
**D	NVIT MULTI-MANAGER INTERNATIONAL VALUE F	0	12.093	12.093
**D	EQ ADVISORS TRUST - 1290 VT SMARTBETA EQ	0	2.100	2.100
**D	VANTAGETRUST III NAST COLLECT INVE FU TR	0	166.399	166.399
**D	BBP INKA	0	25.134	25.134

LISTA ESITO DELLE VOTAZIONE

Oggetto: Nomina del Presidente del Collegio Sindacale.

FAVOREVOLI

Badge	Ragione Sociale	Proprio	Delega	Totale
**D	THE NATIONAL FARMERS UNION MUTUAL INS LINK PEN	0	24.418	24.418
**D	THE MASTER TRUST BANK OF JAPAN LTD	0	88.533	88.533
**D	THE MASTER TRUST BANK OF JAPAN LTD	0	192.790	192.790
**D	BUREAU OF LABOR FUNDS-LABOR PENSION FUND	0	1.108	1.108
**D	BUREAU OF LABOR FUNDS-LABOR INSURANCE FU	0	1.825	1.825
**D	BUREAU OF LABOR FUNDS - LABOR RETIREMENT FUND	0	4.290	4.290
**D	NEW YORK STATE COMMON RETIREMENT FUND	0	63.300	63.300
**D	STATE OF WYOMING	0	125.801	125.801
**D	MINEWORKERS PENSION SCHEME	0	568.998	568.998
**D	FIDELITY INV. FUNDS-FIDELITY INDEX WORLD	0	117.051	117.051
**D	FIDELITY INV. FUNDS-FIDELITY INDEX EUROPE EX U	0	159.340	159.340
**D	T.ROME PRICE FUNDS OEIC - CONTINENTAL EU	0	4.604	4.604
**D	AVIVA INVESTORS FUNDS ICVC-AVIVA INRAVIVA INVESTORS FUNDS ICVC-AVIVA INCOME FUND	0	154.369	154.369
**D	THE MASTER TRUST BANK OF JAPAN LTD	0	17.506	17.506
**D	BLACKROCK INTERNATIONAL INDEX V.I.I.FUND OF BLACKROCK VARIABLE SERIES FUNDS INC.	0	32.371	32.371
**D	BLACKROCK MANAG.VOL.V.I. F.OF BLACK.VAR.	0	5.598	5.598
**D	BLACKROCK TACTICAL OPP FD OF BLACK FDS	0	24.865	24.865
**D	THE MASTER TRUST BANK OF JAPAN LTD	0	212.349	212.349
**D	THE MASTER TRUST BANK OF JAPAN LTD	0	1.126.158	1.126.158
**D	BLACKROCK INSTITUTIONAL TRUST COMPA	0	4.774.289	4.774.289
**D	BLACKR INS T COMP NA INV F FOR EMP BEN T	0	16.872.411	16.872.411
**D	BLACKROCK MSCI SAFE EQUITY INDEX NON-LENDABLE FUND	0	618.506	618.506
**D	TRUST AND CUSTODY SERVICES BANK LIMITED	0	211.633	211.633
**D	TRUST AND CUSTODY SERVICES BANK, LTD. AS TRUSTEE FOR MHTB AS TRUSTEE FOR MHAM INTERNATIONAL EQUITY INDEX MOTHER FUND	0	18.956	18.956
**D	VANGUARD INTERNATIONAL VALUE FUND 1	0	5.778.704	5.778.704
**D	VFTC INST TOTAL INT STOCK MARKET IND TRU	0	1.175.052	1.175.052
**D	EUROPE EX-UK ALPHA TILT'S ESG SCREEN	0	4.360	4.360
**D	EUROPE EQUITY INDEX ESG SCREENED FU	0	163.302	163.302
**D	MSCI EUROPE EQUITY INDEX FUND B (EU	0	2.108.103	2.108.103
**D	MSCI EUROPE EQUITY ESG SCREENED INDE	0	2.933	2.933
**D	MSCI WORLD EQUITY ESG SCREENED INDE	0	510.819	510.819
**D	MSCI WORLD MINIMUM VOLATILITY ESG SCREEN	0	5.668	5.668
**D	TFL PENSION FUND	0	37.442	37.442
**D	BLACKROCK MSCI EMU IMI INDEX FD B (EMUIM	0	2.014	2.014
**D	MSCI ACWI EX-U.S. IMI INDEX FUND B2	0	171.036	171.036
**D	THRIFT SAVINGS PLAN	0	8.892.943	8.892.943
**D	BLACKROCK CDN-WORLD INDEX FUND	0	131.838	131.838
**D	BLACKROCK CDN MSCI EAFE INDEX PLUS FUND	0	19.162	19.162
**D	BLACKROCK DBA MSCI EAFE EQUITY INDEX FUN	0	1.125.712	1.125.712
**D	CDN MSCI WORLD EX-CANADA MIN VOLA IND FD	0	51.195	51.195
**D	AVIVA INVESTORS INVESTMENT FUNDS IC	0	40.454	40.454
**D	STICHTING PENSIOENFONDS VOOR HULSARTSEN	0	70.350	70.350

84573/1754

84573/1752

LISTA ESITO DELLE VOTAZIONE
 Oggetto: Nomina del Presidente del Collegio Sindacale.

FAVOREVOLI

Badge	Regione Sociale	Proprio	Delega	Totale
**D	T.ROME PRICE RETIREMENT HYBRID TRUST	0	478.377	478.377
**D	T.ROME PRICE INTERNATIONAL VALUE EQUITY	0	3.717.470	3.717.470
**D	COLUMBIA CAPITAL ALLOCAT MODER CONSER PO	0	3.158	3.158
**D	COLUMBIA CAPITAL ALLOCATION MODER AGG P	0	2.379	2.379
**D	COLUMBIA CAPITAL ALLOCATION MODERATE FOR	0	3.412	3.412
**D	COLUMBIA CAPITAL ALLOCATION CONSERVAT PO	0	2.064	2.064
**D	COLUMBIA CAPITAL ALLOCATION AGGRESSIVE P	0	2.818	2.818
**D	KATHERINE C. MOORE CHARITABLE LEAD ANNUITY TRUST II	0	337	337
**D	STATE OF NEW MEXICO STATE INVEST COUNCIL	0	408.870	408.870
**D	NEW YORK LIFE INSURANCE AND ANNUITY CO	0	7.265	7.265
**D	MULTI-MANAGER DIRECTIONAL ALTERNATIVE STRATEGIES FUND	0	5.345	5.345
**D	EQ ADVISORS TRUST - EQ/WELLINGTON E	0	8.101	8.101
**D	MULTI-MANAGER INTERNATIONAL EQUITY STRATEGIES FUND	0	310.593	310.593
**D	JNL FRANKLIN TEMPLETON GRO ALLOCATION FU	0	49.672	49.672
**D	PROVEDA GLOBAL EQUITY, LP	0	1.610	1.610
**D	RETIREMENT PLAN FOR EMPLOYEES OF AETNA INC	0	61.738	61.738
**D	THE KATHERINE MOORE REVOCABLE TRUST	0	12.723	12.723
**D	JAB CONSOLIDATED LTD	0	1.265	1.265
**D	FM KIRBY DTD TRUST 1/3/75 FBO JEFFERSON W KIRBY	0	1.035	1.035
**D	FM KIRBY TRUST DTD 1/3/75 FBO S DILLARD KIRBY	0	3.532	3.532
**D	GLG INVESTMENTS UMBRELLA QIF PLC SUB FUND ELS QIF MASTER	0	236	236
**D	GLG MULTI-STRATEGY FUND	0	24	24
**D	GLG EUROPEAN LONG-SHORT FUND LTD	0	83	83
**D	MAN GLG TOPAZ LIMITED C/O MAPLES CORPORATE SERVICES LIMITED	0	128	128
**D	JAPAN TRUSTEE SERVICES BANK LTD	0	90.905	90.905
**D	FIDELITY PURITAN TF LOW PRICE STOCK FUND	0	4.795.060	4.795.060
**D	JAPAN TRUSTEE SERVICES BANK LTD	0	3.846	3.846
**D	NEUBERGER BERMAN INVESTM FUNDS PLC	0	1.971	1.971
**D	JPMORGAN ETFs (IRELAND) ICAV	0	2.064	2.064
**D	FIDELITY GROUP TRUST FOR EMPLOYEE BEN PL	0	743.952	743.952
**D	SCHRODER INTERNAT MULTI-CAP EQUITY TRUST	0	710.803	710.803
**D	THE MASTER TRUST BANK OF JAPAN LTD	0	51.414	51.414
**D	ANIMA SGR SPA - ANIMA VISCONTEO PLUS	0	213.016	213.016
**D	ANIMA SGR SPA	0	108.498	108.498
**D	ANIMA SGR SPA ANIMA CRESCITA ITALIA	0	539.468	539.468
**D	ANIMA ITALIA ANIMA SGR	0	1.898.034	1.898.034
**D	ANIMA VISCONTEO ANIMA SGR SPA	0	1.147.277	1.147.277
**D	ANIMA SFORZESCO ANIMA SGR SPA	0	559.209	559.209
**D	ANIMA SGR SPA - GESTIELLE PRO ITALIA	0	35.000	35.000
**D	ALETTI GES ABS RE	0	72.284	72.284
**D	ALETTI GES C MT IV	0	8.714	8.714
**D	ALETTI GES C MT V	0	142.217	142.217
**D	EXANE FUNDS 2	0	1.225.844	1.225.844

LISTA ESITO DELLE VOTAZIONE

Oggetto: Nomina del Presidente del Collegio Sindacale.

FAVOREVOLI

Badge	Ragione Sociale	Proprio	Delega	Totale
**D	WHOLESALE UNIT TRUST GLOBAL SHS FUND 5	0	17.706	17.706
**D	MERCER UNHEDGED OVERSEAS SHARES TRUST	0	34.208	34.208
**D	FD INTERNATIONAL SHARE FUND 1	0	43.699	43.699
**D	AMP CAPITAL SPEC INTERN SHARE FUND	0	22.058	22.058
**D	LBPAM ISR AVENIR EURO	0	7.523	7.523
**D	FCP LBPAM ACTIONS VALUE EURO	0	1.098.291	1.098.291
**D	LBPAM ACTIONS EURO LARGE CAP	0	171.892	171.892
**D	LBPAM IRC ACTIONS ISR	0	279.386	279.386
**D	FCP LBPAM DIVERSIFIE FOCUS OBLIG 3 5	0	12.193	12.193
**D	FCP LBPAM IRC ACTIONS EURO MIN VAR	0	75.755	75.755
**D	ACTIAM RESPONSIBLE INDEX FUND EQUITY EUR	0	525.437	525.437
**D	CM EUROPE ACTIONS	0	31.235	31.235
**D	FCP GAILLON NATURAL RESOURCES	0	20.000	20.000
**D	FCP CM-CIC EURO ACTIONS	0	147.594	147.594
**D	FCP CM FRANCE ACTIONS	0	958.746	958.746
**D	FCP UNION FRANCE	0	138.274	138.274
**D	FCP UNION EUROPE	0	330.657	330.657
**D	FCP UNI 1	0	16.608	16.608
**D	VALORATIONS	0	28.000	28.000
**D	FCP SAINT ARBOGAST	0	1.611	1.611
**D	FCPE ACCOR DIVERSIFIE	0	3.245	3.245
**D	FCP SCORE SIGMA	0	3.810	3.810
**D	FCP SCORE SAXE	0	1.879	1.879
**D	FCP SCORE 520	0	692	692
**D	FCP TROUVU	0	217	217
**D	FCPE LAGARDERE PUBLACITE AUDIO	0	156	156
**D	OTIS EP DIVERSIFIE	0	6.257	6.257
**D	FCP ES GESTION EQUILIBRE	0	95.257	95.257
**D	FCP ES DYNAMIQUE	0	58.791	58.791
**D	FCP SCORE 2012	0	1.129	1.129
**D	ADREA DIVERSIFIE FRANCHE COMTE	0	1.054	1.054
**D	FCP MARIE	0	2.467	2.467
**D	FCP SCORE M A R S	0	83	83
**D	FCP ARPEGE ACTIONS	0	4.178	4.178
**D	FCP EPTA	0	3.317	3.317
**D	FCP FAMILIE FERRANO	0	949	949
**D	FCP PYRENEES GLOBAL	0	4.696	4.696
**D	FCP ASSOC GROUPE SAINT SAUVEUR	0	1.782	1.782
**D	FCPE GROUPE SAMSE	0	8.008	8.008
**D	FAMAM 2	0	1.091	1.091
**D	FCP CONGREGATION DES SOEURS DE LA CROIX	0	373	373
**D	FCPE CONVERGENCE ACTIONS EUROPE	0	200	200
**D	FCPE FONCIL	0	9.265	9.265

Azionisti in delega:

2.641

LISTA ESITO DELLE VOTAZIONE
 Oggetto: Nomina del Presidente del Collegio Sindacale.

FAVOREVOLI

Badge	Ragione Sociale	Proprio	Delega	Totale
**D	FCP OFFENSIF AIR LIQUIDE EXPANS	0	8.843	8.843
**D	RP FAMILY	0	764	764
**D	FCP PRIEURE MARQUET	0	1.697	1.697
**D	FCP UEM DIVERSIFICATION	0	643	643
**D	FCP C.A.A.A. 68	0	716	716
**D	F F M 26	0	1.469	1.469
**D	FCP SEQUOIA	0	2.000	2.000
**D	FCPE AI DIVERSIFIE	0	1.610	1.610
**D	FCPE FCP OCP	0	7.632	7.632
**D	FCP DOSKOMIEV	0	700	700
**D	FCP SACRE COSUR	0	2.000	2.000
**D	DIVINE PROVIDENCE JMM	0	1.000	1.000
**D	FCP TVN 2018	0	1.000	1.000
**D	FCP SCORE ACTIONS	0	1.000	1.000
**D	STOCKS FINANCES	0	1.500	1.500
**D	1504 FCP THALES AVIONICS	0	2.412	2.412
**D	STAUBLI 80 20 CREDIT MUTUEL FCPE	0	8.000	8.000
**D	STAUBLI 50 50 CREDIT MUTUEL FCPE	0	5.000	5.000
**D	FCP SCORE THAMRY	0	606	606
**D	FCP SCORE SAINT JOSEPH	0	575	575
**D	FCP SCORE PILLAUD	0	849	849
**D	FCP SCORE ORMESSON	0	2.320	2.320
**D	FCP SCORE M O	0	643	643
**D	FCP SCORE GALIEN	0	2.831	2.831
**D	FCP SCORE AUMEX	0	1.776	1.776
**D	FCP SCORE AD BESANCON	0	1.992	1.992
**D	FCP PIPE LINE SUD EUROPEEN	0	1.384	1.384
**D	FCP PATRIMOINE PLACEMENT 5	0	1.036	1.036
**D	FCP PATRIMOINE PLACEMENT 3	0	2.174	2.174
**D	FCP PATRIMOINE PLACEMENT 2	0	653	653
**D	LEXMARK DYNAMIQUE	0	2.371	2.371
**D	FCP GUTENBERG	0	2.377	2.377
**D	FCP GROUPE FORD FRANCE	0	2.119	2.119
**D	FCP GESTION PLACEMENT 1	0	743	743
**D	1515 FCP GERARD PERRIER	0	1.629	1.629
**D	1448 FCPE GE FACTOFRANCE	0	1.828	1.828
**D	FRESSCALE DIVERSIFIE	0	6.763	6.763
**D	1584 FCP FERTILISODEBO	0	2.751	2.751
**D	FCP EUROP ASSISTANCE DIVERSIFIE	0	875	875
**D	FCP ESSO DIVERSIFIE	0	40.000	40.000
**D	FCP CRYOSTAR FRANCE	0	267	267
**D	FCP CR RIVER LABORATOIRES FRANCE	0	1.694	1.694
**D	FCP CAPSUGEL	0	3.875	3.875

LISTA ESTO DELLE VOTAZIONE

Oggetto: Nomina del Presidente del Collegio Sindacale.

FAVOREVOLI

Badge	Regione Sociale	Proprio	Delega	Totale
**D	FCP PROVENCE DIVERSIFIE	0	230	230
**D	1262 FCP BEHR FRANCE	0	58	58
**D	FCPE AREVA ACTIONS	0	17.982	17.982
**D	APA SOLIDARITE FCP	0	1.235	1.235
**D	ACM ACTIONS PLUS	0	1.682	1.682
**D	ACM ACTIONS	0	1.210	1.210
**D	H5BC GLOBAL RESOURCES ENERGY MOTHER FUND	0	64.713	64.713
**D	MAINFRANKEN WERTKONZEPT AUSGEWOGEN	0	90.000	90.000
**D	KUWAIT FUND FOR ARAB ECONOMIC DEVELOPEMEN	0	156.459	156.459
**D	SCHRODER GLOBAL ENHANCED INDEX FUND	0	40.932	40.932
**D	AXA EQUITABLE LIFE INSURANCE CO	0	28.148	28.148
**D	SCHRODER GLOBAL ACTIVE VALUE FUND	0	32.131	32.131
**D	SCHROBER GLOBAL RECOVERY FUND	0	907.079	907.079
**D	SCHRODER PENSION MANAGEMENT LTD	0	35.146	35.146
**D	EQ ADVISORS TRUST - EQ/AB DYNAMIC MODERA	0	102.922	102.922
**D	MFS GLOBAL TOTAL RETURN FUND	0	509.461	509.461
**D	EQ ADV TRUST EQ/INT. EQ. INDEX PORTFOLIO	0	550.559	550.559
**D	EQ ADVISORS TRUST - EQ/WELLINGTON E	0	21.574	21.574
**D	MFS GLOBAL ALTERNATIVE STRATEGY FUND	0	5.664	5.664
**D	MFS INSTITUTIONAL INTERNATIONAL EQUITY F	0	6.116.128	6.116.128
**D	MFS DIVERSIFIED INCOME FUND	0	329.572	329.572
**D	JPM FUND ICVC-JPM MULTI-ASSET INCOME FD	0	13.339	13.339
**D	SCHRODER MOORGATE I FUND	0	123.014	123.014
**D	SCHRODER DIVERSIFIED GROWTH FUND	0	36.288	36.288
**D	DEKA INTERNATIONAL S.A. RE DEKAMULTI ASSET ERTRAG	0	6.000	6.000
**D	EQ.ADVISORS TRUST-AXA/AB DYNAMIC GROWTH	0	23.287	23.287
**D	BUREAU OF LABOR FUNDS- LABOR PENSION FUND	0	1.138	1.138
**D	BUREAU OF LABOR FUNDS- LABOR PENSION FUND	0	377	377
**D	BUREAU OF LABOR FUNDS- LABOR PENSION FUND	0	207	207
**D	BUREAU OF LABOR FUNDS- LABOR RETIREMENT FUND	0	13.032	13.032
**D	BUREAU OF LABOR FUNDS- LABOR PENSION FUND	0	8.212	8.212
**D	BUREAU OF LABOR FUNDS- LABOR PENSION FUND	0	34.717	34.717
**D	BUREAU OF LABOR FUNDS- LABOR PENSION FUND	0	562.164	562.164
**D	MISSOURI EDUCATION PENSION TRUST	0	9.130	9.130
**D	SCHRODER ADVANCED BETA GLOBAL EQUITY SMA	0	3.250.416	3.250.416
**D	SCHRODER INCOME_FUND	0	1.780.611	1.780.611
**D	SCHRODER INCOME MAXIMISER	0	160.731	160.731
**D	SCHRODER RESPONSIBLE VALUE UK EQUITY FUN	0	247.673	247.673
**D	SCHRODER DEE GLOBAL ACTIVE VALUE FUND	0	804.874	804.874
**D	SCHRODER EUROPEAN RECOVERY FUND	0	1.129.384	1.129.384
**D	SCHRODER GLOBAL EQUITY INCOME FUND	0	221.322	221.322
**D	SCHRODER QEP GLOBAL CORE FUND	0		
**D	TRUST AND CUSTODY SERVICES BANK LTD AS TRUSTEE FOR FEDERATION OF NATIONAL PUBLIC SERVICE PERSONNEL MUTUAL AID ASSOCIATIO	146.140		146.140

84573/1755

LISTA ESITO DELLE VOTAZIONE

Oggetto: Nomina del Presidente del Collegio Sindacale.

FAVOREVOLI

Badge	Ragione Sociale	Proprio	Delega	Totale
**D	JPMORGAN DIVERSIFIED RETURN GLOB EQ ETF	0	8.834	8.834
**D	JPMORGAN INSURANCE TRUST INCOME BUILD PO	0	1.038	1.038
**D	JPMORGAN INCOME BUILDER FUND	0	120.928	120.928
**D	JPMORGAN GLOBAL ALLOCATION FUND	0	6.343	6.343
**D	JPMORGAN BETABUILDERS EUROPE ETF	0	282.377	282.377
**D	JPMORGAN BETABUILDERS INTERNATIONAL	0	8.410	8.410
**D	JPMORGAN DIVERSIF RETURN INTERNAT EQ ETF	0	167.919	167.919
**D	JPMORGAN DIVERSIFIED RETURN EUROPE EQUITY ETF	0	3.981	3.981
**D	JPMORGAN DIVERSIFIED FUND	0	9.278	9.278
**D	NES INTERNATIONAL RESEARCH EQUITY LLC	0	26.422	26.422
**D	VERMONT PENSION INVESTMENT COMMITTEE	0	185.155	185.155
**D	U S STEEL CORPO REPRES RETIREES BEMEF TR	0	3.646	3.646
**D	MASTER TRUST FOR THE SIEMENS MEDICAL SOL	0	104.299	104.299
**D	OPPENHEIMER GLOBAL MULTI-ASSET GROWTH FUND	0	11.943	11.943
**D	MASTER TRUST FOR SIEMENS PENSION PLANS	0	32.357	32.357
**D	MASTER TRUST FOR SIEMENS SAVINGS PLANS	0	157.478	157.478
**D	COMMINGLED PENSION TRUST FUND (INTREPID INTERNATIONAL) OF JPMORGAN CRASE BANK	0	3.044.705	1.044.705
**D	SCHRODER GLOBAL MULTI-CAP VALUE PORTFOLIO L.P	0	9.096	9.096
**D	THE THALIDOMIDE CHILDRENS TRUST	0	22.630	22.630
**D	INTERNATIONALE KAPITALANLAGEGESELLSCHAFT MBH	0	1.892.665	1.892.665
**D	SONDERVERMOGEN INKA TERTIUS	0	10.863	10.863
**D	SONDERVERMOGEN PKMF INKA	0	64.805	64.805
**D	INTERNATIONALE KAPITALANLAGEGESELLSCHAFT MBH YORCKSTR. 21, DSSELDORF, 40476 GERMANY	0	945.377	945.377
**D	ALLIANZ CGI SUBFONDS EQUITIES	0	40.000	40.000
**D	SONDERVERMOGEN ALLIANZGI-FONDS DSW-DREFO	0	6.822	6.822
**D	SONDERVERMOEGEN ALLIANZ ADAC AV FONDS	0	1.794.577	1.794.577
**D	ALLIANZ PV-WS RCM SYSPRO INDEXING EUROLAND	0	23.068	23.068
**D	ALLIANZ PV-WS RCM SYSPRO VALUE EUROPE	0	153.576	153.576
**D	SONDERVERMOEGEN ALLIANZ VKA FONDS	0	401.320	401.320
**D	HSBC ETFS	0	69.752	69.752
**D	FRANKLIN TEMPLETON SHARIAH FUNDS 8A	0	69.056	69.056
**D	HSBC GLOBAL INVESTMENT FUNDS	0	38.023	38.023
**D	HSBC ETFS PLC	0	139.221	139.221
**D	HSBC INSTITUTIONAL TRUST SERVICES IRELAND LIMITED RE 1 GRAND CANAL SQUARE GRAND CANAL HARBOUR, DUBLIN , IRELAND	0	0	0
	131.988			
**D	THE PRUDENTIAL ASSURANCE COMPANY LTD	0	1.775.031	1.775.031
**D	PRUDENTIAL PENSIONS LIMITED	0	124.897	124.897
**D	ROYAL LONDON GROUP PENSION SCHEME	0	38.621	38.621
**D	HSBC EUROPEAN INDEX FUND	0	842.636	842.636
**D	REASSURE LIMITED	0	681.672	681.672
**D	HSBC GLOBAL FUND ICAV	0	1.844	1.844
**D	AI UK EQUITY INCOME FUND	0	100.423	100.423
**D	FRIENDS LIFE FUNDS LIMITED	0	347.449	347.449

LISTA ESITO DELLE VOTAZIONE

Oggetto: Nomina del Presidente del Collegio Sindacale.

FAVOREVOLI

Badge	Ragione Sociale	Proprio	Delega	Totale
**D	FRIENDS LIFE AND PENSIONS LIMITED PIXHAM END	0	691.785	691.785
**D	AI 50:50 GLOBAL EQUITY FUND	0	395.107	395.107
**D	AI DISTRIBUTION LIFE FUND	0	46.850	46.850
**D	AI STRATEGIC GLOBAL EQUITY FUND	0	200.378	200.378
**D	CENTRAL FINANCE BOARD METHODIST CHURCH	0	10.024	10.024
**D	FTSE ALL WORLD INDEX FUND	0	170.964	170.964
**D	TEMPLETON EUROPEAN EQUITY MASTER FUND	0	4.167	4.167
**D	AIA GLOBAL MULTI-FACTOR EQUITY FUN HSBC FRANCE	0	2.628	2.628
**D	MARITIME AND PORT AUTHORITY OF SINGAPORE	0	1.010	1.010
**D	HSBC LIFE (INTERNATIONAL) LIMITED	0	162.948	162.948
**D	HSBC MANAGED GROWTH FUND	0	18.201	18.201
**D	HSBC MANAGED BALANCED FUND	0	11.280	11.280
**D	JPMORGAN MULTI BALANCED FUND	0	1.920	1.920
**D	SCHRODER IN.P.F.ADV.GL.EQUITY.FU	0	25.565	25.565
**D	HSBC P IN F HSBC POOLED GLOBAL EQUITY FD	0	38.050	38.050
**D	ALLIANZ CHOICE BEST STYLES EUROPE FUND	0	62.100	62.100
**D	JPMORGAN MULTI INCOME FUND	0	49.454	49.454
**D	HSBC POOLED INVESTMENT FUND 1 QUEEN'S ROAD, CENTRAL, HONG KONG, HONG KONG	0	170.000	170.000
**D	HSBC EURO MULTI-ASSET INCOME FUND	0	20.919	20.919
**D	RANG SENG INSURANCE COMPANY LIMITED	0	62.756	62.756
**D	BEST INVESTMENT CORPORATION	0	364.682	364.682
**D	BEST INVESTMENT CORPORATION	0	98.912	98.912
**D	TRUST & CUSTODY SERVICES BANK LTD	0	342.752	342.752
**D	TRUST & CUSTODY SERVICES BANK LTD AS TRUSTEE FOR PENSION INVESTMENT FUND TRUST NUMBER 21	0	43.223	43.223
**D	MHTB (LUX)/TMA UMBRELLA FUND-GLOBAL EQUI	0	11.000	11.000
**D	TMA UMBRELLA FD-TMA ACWI EX-JAPAN PORTF.	0	16.400	16.400
**D	INV. DANESKE INVEST EUROPA INDEKS KL	0	128.588	128.588
**D	INV DANESKE INVEST GLOBAL INDEKS KL	0	11.321	11.321
**D	INV DAN INV SEL GLOB EQUITY SOL AKK KL	0	49.742	49.742
**D	INV PROCAPTURE EUROPE INDEX FUND ACC KL	0	489.135	489.135
**D	GLOBAL AC INDEX FUND - ACCUMULATING KL	0	77.224	77.224
**D	PROFIL INVEST DANICA PENSJON NORGE	0	106.440	106.440
**D	AEDELING DANICA LINK - INDEKS GLOBALE AKTIER	0	11.080	11.080
**D	KAPITALFOR DANESKE INVEST INSTITUT DANICA PENSIONS - AKTIER	0	390.687	390.687
**D	DANICA PENSION LIVSFORSIRKINGSAKTIESELSKAB	0	59.661	59.661
**D	DANSKE BANK PULJER	0	74.283	74.283
**D	CAISSE INTER ENTREP DE PREV PROFES CIEPP	0	215.849	215.849
**D	UNIVERSITE DE GENEVE	0	38.178	38.178
**D	BAYERNINVEST VECO-FONDS B. KAPITALVERWALTUNGSGESELLSCHAFT	0	25.918	25.918
**D	BAYERNINVEST VALUE PLUS FONDS	0	202.000	202.000
**D	BAYERN INVEST BIRI-FONDS B. KAPITALVERWALTUNGSGESELLSCHAFT	0	31.722	31.722
**D	SWISSCANTO FONDSLEISTUNG AG	0	1.086.728	1.086.728
**D	SCOR SE PC SEGMENT	0	557.000	557.000

Azionisti in delega: 2.641

84573/1757

LISTA ESITO DELLE VOTAZIONE

Oggetto: Nomina del Presidente del Collegio Sindacale.

FAVOREVOLI

Badge	Ragione Sociale	Proprio	Delega	Totale
**D	POSTE INVESTE SOSTENIBILE BANCOPOSTA FOM	0	9.598	9.598
**D	BP ORIZZONTE REDDITO	0	56.314	56.314
**D	SCOR SWITZERLAND ASSET SERVICES AG	0	215.000	215.000
**D	WIE-EUROPE OPPORTUNITIES FUND	0	62.320	62.320
**D	NMMS GHDE SCH ACCOUNT	0	560.200	560.200
**D	SWISS NATIONAL BANK	0	11.907.281	11.907.281
**D	ACM MUT FONDS GENERAL	0	459.900	459.900
**D	ACM IARD SA	0	277.590	277.590
**D	ACM VIE SA FONDS GENERAL	0	2.236.751	2.236.751
**D	SMITH & P; WILLIAMSON OVERSEAS	0	650	650
**D	PENSIONSKASSE DES BENEDES PUBLICA	0	541.739	541.739
**D	BAYERNINVEST KAPITALVERWALTUNGSGESELLSCHAFT MBH	0	1.469.059	1.469.059
**D	ALPHA ARCHITECT INTERNATIONAL QUANTITATI	0	139.620	139.620
**D	LOMBARD ODIER FUNDS (SWITZERLAND) SA I30	0	247.895	247.895
**D	FIDUCIARY TRUST COMPANY INTERNATIONAL AS AGENT FORUS CLIENTS	0	334	334
**D	FCP VILLIERS ACTIONS EUROPE SYST AGI	0	240.350	240.350
**D	GENERALI MULTIPORTFOLIO SOLUTIONS SICAV	0	214.477	214.477
**D	GENERALI INVESTMENTS SICAV	0	673.935	673.935
**D	KUTXABANK GESTION SGIIC S.A.	0	222.872	222.872
**D	VIDACAIXA, S.A.	0	834.434	834.434
**D	CAIXABANK ASSET MANAGEMENT SGIIC SA	0	390.547	390.547
**D	NATIONAL WESTMINSTER BANK	0	39.967	39.967
**D	RUSSELL INVESTMENTS INSTITUTIONAL FUNDS	0	16.789	16.789
**D	BLUEBAY GLOBAL CONVERTIBLE BOND FUND	0	75.176	75.176
**D	BLUEBAY US GIB CONV BND FND	0	2.650	2.650
**D	RBC FUNDS FOR BLUEBAY GLOBALMON THLY INCOME BOND FUND	0	36.893	36.893
**D	CENTRICA COMBINED COMMONINVESTMENT FUND LIMITED	0	37.474	37.474
**D	BLUEBAY FUNDS - BLUEHAY GLOBAL CONVERTIBLE BOND FUND	0	47.350	47.350
**D	PB SSGA INTL EQ TAX	0	33.357	33.357
**D	IQ 500 INTERNATIONAL ETF	0	75.835	75.835
**D	SUBSIDIZED SCHOOLS PROVIDENT FUND	0	23.620	23.620
**D	GNPF COL EAFE GINNA Q	0	5.100	5.100
**D	CENTRAL PENSION FUND OF THE INTERNATIONAL UNION OF OPERATINGENGINEERS AND PARTICIPATING EMPLOYERS	0	40.403	40.403
**D	VOYA GLOBAL HIGH DIVIDEND LOW VOLATILITY FUND	0	5.100	5.100
**D	STICHTING BEDRIJFSTAKPENSIOENFONDS	0	146.450	146.450
**D	STICHTING SPOORWEGPENSIOENFONDS	0	25.142	25.142
**D	THE CONSOLIDATED EDISON PENSION PLAN MASTER TRUST	0	180.748	180.748
**D	DEP QF SSGA NORUS EQUITY B2	0	15.008	15.008
**D	DEP QF SSGA NORUS EQUITY B1	0	13.158	13.158
**D	DEP QF SSGA NORUS EQUITY R2	0	17.646	17.646
**D	DEP QF SSGA NORUS EQUITY H1	0	10.174	10.174
**D	ST PF UNILEVER POS SCREENING PANEUR	0	484.200	484.200
**D	USMIA GLOBAL EQUITY	0	8.251	8.251

LISTA ESITO DELLE VOTAZIONE
 Oggetto: Nomina del Presidente del Collegio Sindacale.

FAVOREVOLI

Badge	Ragione Sociale	Proprio	Delega	Totale
**D	MLRF ARROWSTREET FOREIGN	0	114.332	114.332
**D	MLRF MFS FOREIGN LARGE	0	148.721	148.721
**D	MLRF FISHER FRN LRG	0	180.909	180.909
**D	MARANIC II LLC	0	6.657	6.657
**D	MULTI ADVISOR FUNDS INTERNATIONAL EQUITY VALDE FUND	0	56.384	56.384
**D	DEUTSCHE ASSET MANAGEMENT INVESTMENT GMBH ON BEHALF OF DEUTSCHE DCG EQ	0	23.939	23.939
**D	PRINCIPAL DIVERSIFIED SELECT REAL ASSET FUND	0	9.717	9.717
**D	TENNESSEE VALLEY AUTHORITY ASSET RETIREMENT TRUST	0	16.531	16.531
**D	VY FRANKLIN INCOME PORTFOLIO	0	10.614	10.614
**D	EFI STRATEGIES PORTFOLIO	0	3.769	3.769
**D	ALAMOSIA LLC	0	1.235	1.235
**D	INTL EQUITY FUND MONDRIAN	0	1.646.394	1.646.394
**D	CANDEWCE GLOBAL EQUITY FUND LP	0	529	529
**D	DRWA LTD	0	71.775	71.775
**D	CSW CITW FD PARAMETRIC	0	9.161	9.161
**D	WE FAINT STATE STREET GLOBAL SERV	0	22.880	22.880
**D	CENTRAL PENSION FUND OF THE INT. UNION OF OPERATINGENGINEERS AND PARTICIPATING EMPLOYERS	0	189.841	189.841
**D	MANULIFE MULTIFACTOR DEVELOPED INTERNATIONAL INDEX	0	16.059	16.059
**D	CERVURITE INTERNATIONAL LLC	0	20.710	20.710
**D	1975 IRREV TRUST OF C D WEYERHAEUSER	0	1.768	1.768
**D	CDW 73 IRR PARA GL	0	1.544	1.544
**D	MOTHER CABRINI HEALTH FOUNDATION, INC.	0	35.397	35.397
**D	BARNARD COLLEGE	0	7.629	7.629
**D	THE ALAIN LEGER FAMILY TRUST	0	20.410	20.410
**D	CORORATION FUND MANAGERS PTY LIMITED	0	31.160	31.160
**D	JOHN M MC DONOUGH IRAR MAN AND NAPIER	0	710	710
**D	G MCLACHLAN DECL TR-MANNING-NAPIER	0	1.051	1.051
**D	J MCCARTNEY 12-30-97 MANNING-NAPIER	0	1.004	1.004
**D	J HANSEN REV TR 4 29 81 MANNING	0	2.407	2.407
**D	PATRICK R HANS MANNING AND NAPIER	0	513	513
**D	GRUSECKI NEXGEN LLC MANNING AND NAPIER	0	1.263	1.263
**D	GOLDER 2007 FFM TR MANNING AND NAPIER	0	1.328	1.328
**D	THOMAS C GAPUTIS REV TR MANNING	0	880	880
**D	WILLIAM FOOTE 95 TR MANNING AND NAPIER	0	849	849
**D	L BUONANNO TR TEMPLE SMITH SR M AND N	0	2.929	2.929
**D	OPUS FINANCIAL LLC MANNING AND NAPIER	0	5.264	5.264
**D	CJB FAMILY TR 06-15-00-MANNING	0	2.380	2.380
**D	CJB CRUT II 11-27-06-MANNING	0	1.660	1.660
**D	CJB CRUT 5 1 01-MANNING	0	3.152	3.152
**D	JEFFREY S AROWIN REV TRUST SUB	0	3.166	3.166
**D	TANGLIN CLAYMORE LLC MANNING	0	794	794
**D	CATHERINE SLARK TR MANNING AND NAPIER	0	728	728
**D	OLIVE MC CARTHY 2009 TRUST-MANNING	0	830	830

84573/1759

84573/1760

LISTA ESITO DELLE VOTAZIONE
 Oggetto: Nomina del Presidente del Collegio Sindacale.

FAVOREVOLI

Badge	Ragione Sociale	Proprio	Delega	Totale
**D	BUNRAPTY HOLDINGS, LLC-MANNING INTL	0	638	638
**D	THE MALUTH FAMILY TRUST-MANNING-SUB	0	904	904
**D	FANCELLI FDN, INC. (SPECIAL)-MANNING	0	1.475	1.475
**D	DEBORAH A. SCHMIDT REV TR-MANNING	0	749	749
**D	J G FENCIK TR-MANNING AND NAPIER SUB	0	1.916	1.916
**D	R C DELL TRUST MANNING AND NAPIER ADV	0	950	950
**D	JAMES J BAKKE 1987 TRUST MANNING	0	2.937	2.937
**D	ALMEIDA FAMILY LEGACY TR MANNING	0	596	596
**D	ELIZABETH E. RIORDAN 1997 TR MANNING	0	1.149	1.149
**D	B4306 FRB M LUND REV TR	0	1.639	1.639
**D	VOLUNTARY EMPLOYERS BENEFICIARY ASSOCIATION SOUTHERN CALIFORNIA EDISON COMPANY	0	8.034	8.034
**D	THE MANUFACTURERS LIFE INSURANCE COMPANY	0	12.281	12.281
**D	2054 APG DWE BLACKR	0	41.495	41.495
**D	MORRIS 1992 GIFT TR FOR ELLEN M AND N	0	1.770	1.770
**D	A BERGDOLL REV TR MANNING AND NAPIER	0	747	747
**D	QUIGG VENTURES LLC MANNING AND NAPIER	0	997	997
**D	INVESCO MARKETS II PLC	0	8.620	8.620
**D	WILM MULTI MGR ALT FD ANALYTIC INV	0	21.499	21.499
**D	ARROWSTREET COLLECTIVE INVESTMENT TRUST	0	42.325	42.325
**D	RWSF CIT EAFE	0	536.877	536.877
**D	RWSF CIT ACWIEUXS	0	471.357	471.357
**D	FISHER INVESTMENTS INSTITUTIONAL GROUP ESG STOCK FUND FOR RETIREMENT PLANS	0	61	61
**D	FISHER INVESTMENTS INSTITUTIONAL GROUP STOCK FUND FOR RETIREMENT PLANS	0	58	58
**D	GLOBAL ATLANTIC GOLDMAN SACHSGLOBLEQUITY INSIGHTS PORTFOLIO	0	2.972	2.972
**D	GLOBAL ATLANTIC BLACKROCK DISCIPLINED INTERNATIONAL CORE PORTFOLIO	0	3.871	3.871
**D	SHELL CANADA 2007 PENSION PLAN	0	31.629	31.629
**D	FIDELITY SALEM STREET TRUST FIDELITY SAI INTERNATIONAL INDEX FUND	0	999.834	999.834
**D	SHELL CANADA 2007 PENSION PLAN 400	0	23.127	23.127
**D	TEXAS UTILITIES QUAL MDT PARTNERSHIP	0	4.545	4.545
**D	RCB AVOIRS FIA	0	20.790	20.790
**D	RCB AVOIRS OPCVM	0	655.500	655.500
**D	ZVK DEAM SPK	0	72.000	72.000
**D	RCB OMNIBUS	0	17.545	17.545
**D	ALAS INV SERVICESMONERIAN INV	0	84.263	84.263
**D	UND INVESTMENT PARTNERSHIP COMPANY	0	1	1
**D	ADVANCED SERIES TRUST AST T ROWE PRICE GROWTH OPPORTUNITIES PORTFOLIO GATEWAY CENTER	0	118.259	118.259
**D	AST TRP DIVERS REAL GWTR PORT PDMO	0	6.128	6.128
**D	GREAT WEST CORE STRATEGIES INTERNATIONAL EQUITY FUND	0	8.861	8.861
**D	DT INTERNATIONAL STOCK INDEX FUND	0	112.646	112.646
**D	NATWEST TDS DEP BNYM RM GLO EQ FUND	0	5.281	5.281
**D	THE NATURE CONSERVANCY WORLDWIDE OFFICE	0	7.061	7.061
**D	GS TACS MARKET CONTINUOUS INTERNATIONAL	0	123.960	123.960
**D	NON US EQUITY MGRS PORT 4 LSV	0	132.100	132.100

LISTA ESITO DELLE VOTAZIONE
 Oggetto: Nomina del Presidente del Collegio Sindacale.

FAVOREVOLI

Badge	Ragione Sociale	Proprio	Delega	Totale
**D	UNEMPLOYMENT PENSION FUND	0	19.467	19.467
**D	LEGAL AND GENERAL UCITS ETF PLC	0	83.935	83.935
**D	THE BANK OF NEW YORK MELLON (INTERNATIONAL) LIMITED AS TRUSTEE FOR LIONTRUST EUROPEAN INCOME FUND	0	106.316	106.316
**D	THE BANK OF NEW YORK MELLON (INTERNATIONAL) LIMITED AS TRUSTEE FOR LIONTRUST EUROPEAN ENHANCED INCOME FUND	0	0	38.524
**D	NATIONAL BANK TRUST	0	169.285	169.285
**D	CADENCE GLOBAL EQUITY FUND LP	0	2.156	2.156
**D	VANGUARD EUROPEAN STOCK INDEX FUND	0	4.427.929	4.427.929
**D	WESEATH FUNDS TRUST	0	14.021	14.021
**D	VANGUARD FTSE ALL-WORLD EX US INDEX FUND	0	4.572.028	4.572.028
**D	VAERDIPAPIRFONDEN SPARINVEST INDEX	0	28.091	28.091
**D	THE HARTFORD RETIREMENT PLAN TRUST FOR US EMPLOYEES	0	43.168	43.168
**D	SUBSIDIZED SCHOOLS F FUND NORTHERN INTERNATIONAL EQUITY FUND	0	25.940	25.940
**D	OLD WESTBURY ALL CAP ESG FUND	0	127.007	127.007
**D	QS STRATEGIC REAL RETURN FUND	0	18.406	18.406
**D	55041 KUP GLOBALE AKTIER IV	0	5.776	5.776
**D	55002 UP EUROPAISKE AKTIER	0	4.457	4.457
**D	KAPITALFORENINGEN EMD INVEST GLOBALE AKTIER III	0	335.355	335.355
**D	KAPITALFORENINGEN EMD INVEST GLOBALE AKTIER II	0	31.905	31.905
**D	MSAR SCHRÖDER	0	26.221	26.221
**D	AUTORIDADE MONETARIA DE MACAU	0	84.264	84.264
**D	XTRACKERS MSCI KOKUSAI EQUITY ETF	0	68.088	68.088
**D	BNY MELLON INTERNATIONAL EQUITY ETF	0	2.651	2.651
**D	RPTCL GRPF RAILPEN IVAL	0	5.128	5.128
**D	NORFOLK COUNTRY RETIREMENT SYSTEM	0	2.071.245	2.071.245
**D	IVY PROSHARES MSCI ACWI INDEX FUND	0	40.132	40.132
**D	BCT POOLED INVESTMENT FUND SERIES SMARTEUROPEAN EQUITY FUND	0	5.431	5.431
**D	STEWARDSHIP FOUNDATION	0	22.174	22.174
**D	SEQUOIA FOUNDATION	0	2.359	2.359
**D	FOREST FOUNDATION	0	227	227
**D	JOHN SPEARS GRAT I DTD	0	443	443
**D	JOHN D SPEARS GRAT I DTD 2 20 2009 FBONANA SPEARS	0	11.225	11.225
**D	CAROL SPEARS TRWF3506002 JOHN SPEARS	0	5.225	5.225
**D	JOHN D. SPEARS REVOCABLE TRUST	0	1.975	1.975
**D	THE UNIVERSITY COURT OF THE UNIVERSITY OF GLASGOW	0	61.500	61.500
**D	THE COMMONWEALTH FUND	0	19.590	19.590
**D	PAUL ARTHUR BONDOR PAGE LEIGH BONDOR JT TEN	0	1.536	1.536
**D	JULES M LASER MANNING AND NAPIER	0	95.503	95.503
**D	PANAGORA RISK PARITY MULTI ASSET MASTER FUND LTD	0	711	711
**D	R K MELLON INTERNATIONAL FUND	0	650	650
**D	RICHARD KING MELLON FDN	0	36.435	36.435
**D		0	76.357	76.357
**D		0	132.232	132.232

84573/1761

LISTA ESITO DELLE VOTAZIONE

Oggetto: Nomina del Presidente del Collegio Sindacale.

FAVOREVOLI

Badge	Ragione Sociale	Proprio	Delega	Totale
**D	BMW TRUST NUMBER ONE	0	1.114	1.114
**D	UPMC BMO FCP	0	43.704	43.704
**D	CF DV DYNAMIC GROWTH FUND	0	1.030	1.030
**D	CF DV INTERNATIONAL STOCK INDEX FUND	0	104.672	104.672
**D	THE BANK OF NEW YORK MELLON EMPLOYEE BENEFIT COLLECTIVE INVESTMENT FUND PLAN	0	1.934.606	1.934.606
**D	BNYM EB DYNAMIC GWTH MCM	0	3.907	3.907
**D	PACIFIC FUNDS DIVERSIFIED INCOME	0	816	816
**D	1895 FONDS FGR	0	405.328	405.328
**D	PRINCIPAL FUNDS INC DIVERSIFIED REAL ASSET FUND	0	182.635	182.635
**D	PHILADELPHIA GAS WORKS PENSION PLAN	0	4.154	4.154
**D	VAERDIPAPIRFONDEN SPARINVEST INDEX GLOBALE AKTIER ETIK KL ID SPARINVEST	0	7.803	7.803
**D	FIRST STATE INVESTMENTS ICVC FIRST STATE DIVERSIFIED GROWTH FUND	0	729	729
**D	VOYA MUTLI MANAGER INTERNATIONAL FACTORS FUND	0	66.151	66.151
**D	MEDTRONIC DEFINED CONTRIBUTION PLAN MASTER TRUST	0	53.142	53.142
**D	BELL ATLANTIC MASTER TRUST	0	406.646	406.646
**D	EMPLOYEES RETIREMENT SYSTEM OF THE STATE OF HAWAII	0	15.833	15.833
**D	PENSION RESERVES INVESTMENT TRUST FUND	0	2.597.026	2.597.026
**D	OPERATING ENGINEERS LOCAL 101 PENSION FUND	0	39.516	39.516
**D	FLORIDA RETIREMENT SYSTEM	0	780.183	780.183
**D	BLACKROCK WORLD EX FLORIDA RET SYS	0	489.083	489.083
**D	FLORIDA RETIREMENT SYSTEM	0	50.102	50.102
**D	FLORIDA RETIREMENT SYSTEM	0	131.064	131.064
**D	EMPLOYEES RETIREMENT SYSTEM OF TEXAS	0	146.000	146.000
**D	BNYMTD BLK CONT EUR EQ TRCK FD INVY	0	1.793.730	1.793.730
**D	PF INTERNATIONAL LARGE CAP FUND	0	27.943	27.943
**D	PACIFIC LIFE FUNDS PL INTERNATIONAL VALUE FUND	0	66.901	66.901
**D	BNYMTD RM GLOBAL HIGH ALPHA FUND	0	42.855	42.855
**D	PENN SERIES DEV INTL INDEX FUND	0	18.386	18.386
**D	BLL AQUIL LIFGLO3000 FMEN WHT INDFD	0	203.461	203.461
**D	POOL RE L AND G MSCI EQ	0	68.172	68.172
**D	AST GS MULTI ASSET PORT LIQ PDHB	0	6.745	6.745
**D	SRP PANAGORA	0	450.901	450.901
**D	UTC EHEC BLACKROCK UNITED TECHNOLOGIES CORPORATION MASTER RETIREMENT	0	6.188	6.188
**D	TEA BLACKROCK INC INTL	0	1	1
**D	NV RBIF ALLNCEBRNSTN INFL EQ	0	23.313	23.313
**D	NV PERS SSGA EAFE INDEX PUBLIC EMPLOYEES RETIREMENT SYSTEM OF NEVADA	0	794.715	794.715
**D	NV PERS MELLON CAPITAL INDEX	0	744.610	744.610
**D	LOUISIANA STATE ERS MOWDRIAN LG CAP	0	433.004	433.004
**D	LOUISIANA STATE ERS MSCI EXUS INDEX	0	137.602	137.602
**D	ENSIGN PEAK FISHER INVESTMENTS	0	283.626	283.626
**D	IN8 COP TREAS PWF RHUMELINE MSCI	0	17.718	17.718
**D	CPA COP PSERS WELLINGTON COMMODITY COMMONWEALTH OF PENNSYLVANIA PUBLIC SCHOOL EMPLOYEES RETIREMENT SYSTEM	0	109.929	109.929

84573/1462

LISTA ESITO DELLE VOTAZIONE

Oggetto: Nomina del Presidente del Collegio Sindacale.

FAVOREVOLI

Badge	Ragione Sociale	Proprio	Delega	Totale
**D	CPA COP PSERS PSERS ACWI X US INDEX	0	322.964	322.964
**D	INTERNATIONALE KAPITALANLAGESELLSCHAFT MBH ACTING FOR ACCOUNT OF INKA PBEAKK	0	82.426	82.426
**D	INTERNATIONALE KAPITALANLAGESELLSCHAFT MBH ACTING FOR ACCOUNT OF INKA PBEAKK	0	10.108	10.108
**D	UPMC BMO PENSION	0	41.713	41.713
**D	UPMC BMO	0	28.891	28.891
**D	FLORIDA BIRTH RELATED NEUROLOGICAL INJURY COMPENSATION ASSOCIATION	0	35.051	35.051
**D	FRANKLIN FUND ALLOCATOR SERIES FRANKLIN INTERNATIONAL CORE EQUITY IUI FUND	0	204.667	204.667
**D	ADEPT INVESTMENT MANAGEMENT PLC	0	149.003	149.003
**D	CEP DEP IP EURO EX UK ENH IND FD	0	2.452	2.452
**D	VIRGINIA RETIREMENT SYSTEM	0	648.789	648.789
**D	FMPT INKA FONDS	0	91.976	91.976
**D	FMPT INKA FONDS	0	67.330	67.330
**D	DUKE ENERGY QUALIFIED NUCLEAR DECOMMISSIONING	0	110.016	110.016
**D	PUBLIC EMPLOYEES RETIREMENT SYSTEM OF MISSISSIPPI	0	55.053	55.053
**D	INDIANA UNIVERSITY FOUNDATION SHOWALTER HOUSE	0	357.479	357.479
**D	INDIANA PUBLIC RETIREMENT SYSTEM	0	63.185	63.185
**D	ELECTRICAL WORKERS LOCAL NO 26 PENSION TRUST FUND	0	44.405	44.405
**D	ZOETWARREN ROBECO MANAGED	0	198.616	198.616
**D	MAATSCHAPPIJ VOOR ROEREND BEZIT VAN DE BOERENBOND MRBB CVBA	0	22.285	22.285
**D	IOWA PUBLIC EMPLOYEES RETIREMENT SYSTEM	0	135.256	135.256
**D	METROPOLITAN LIFE INSURANCE COMPANY	0	16.599	16.599
**D	METROPOLITAN LIFE INSURANCE COMPANY	0	13.905	13.905
**D	ENERGY INSURANCE MUTUAL LIMITED	0	8.485	8.485
**D	PRUDENTIAL INVESTMENT PORTFOLIO 2 PRUDENTIAL QMA INTL DEVELOPED MRKTS INDEX FUND	0	18.779	18.779
**D	AL TRUST AKTIEN EUROPA SPK	0	104.529	104.529
**D	UPS GROUP TRUST	0	124.410	124.410
**D	UMC BENEFIT BOARD INC	0	117.110	117.110
**D	SOUTH CAROLINA RETIREMENT SYSTEMS GROUP TRUST	0	412.243	412.243
**D	THE STATE OF CONNECTICUT ACTING THROUGH ITS TREASURER	0	1.126	1.126
**D	BOARD OF PENSIONS OF THE EVANGELICAL LUTHERAN CHURCH IN AMERICA	0	102.534	102.534
**D	THE BANK OF NEW YORK MELLON CORPORATION RETIREMENT PLANS MASTER TRUST	0	358.852	358.852
**D	SCHOOL EMPLOYEES RETIREMENT SYSTEM OF OHIO	0	98.961	98.961
**D	PUBLIC EMPLOYEES RETIREMENT ASSOCIATION OF NEW MEXICO	0	58.928	58.928
**D	STICHTING BEDRIJFSPENSIOENFONDS VOOR	0	9.436	9.436
**D	KAPITALFORENINGEN INVESTIN PRO	0	14.298	14.298
**D	POWERSHARES S- AND P INTERNATIONAL DEVELOPED HIGH DIVIDEND LOW VOLATILITY PORTFOLIO	0	1.430.771	1.430.771
**D	STATE OF WISCONSIN INVESTMENT BOARD	0	12.515	12.515
**D	DEUTSCHE WERKS MSCI ALL WORLD HDG	0	224.993	224.993
**D	EMPLOYEES RETIREMENT SYSTEM OF TEXAS	0	31.275	31.275
**D	AIF KAP SI II VALUE AKTIER	0	289.939	289.939
**D	NKB SI VALUE EUROPA	0	151.515	151.515
**D	NKB SII GLOBAL AKTIER MIN RISIKO	0	87.880	87.880
**D	NKB SII EUROPE VALUE	0		

84573/1463

2.641

84573 1760

LISTA ESITO DELLE VOTAZIONE

Oggetto: Nomina del Presidente del Collegio Sindacale.

FAVOREVOLI

Badge	Ragione Sociale	Proprio	Delega	Totale
**D	NKB SI VALUE AKTIER	0	379.131	379.131
**D	NKB SI CUMULUS VALUE	0	38.224	38.224
**D	IQ CANDRIAM ESG INTERNATIONAL EQUITY ETF	0	13.110	13.110
**D	NON US EQUITY MANAGERS PORTFOLIO 1 SERIES	0	44.918	44.918
**D	BOK KIC GEEQ2 0	0	5.546	5.546
**D	BOK MCM DM PEQ	0	1	1
**D	BOK KIC GREQ0	0	20.626	20.626
**D	THE GOVERNMENT EMPLOYEES PENSION FUND GEFF	0	28.885	28.885
**D	GAMMA EMIRATES INVESTMENTS LLC	0	50.347	50.347
**D	CEP DEP IP GLOBAL EX UK ENHAM IND	0	5.764	5.764
**D	PS FTSE LO BT EQ WT PORT	0	1.894	1.894
**D	IQ GLOBAL RESOURCES ETF	0	7.705	7.705
**D	PUBLIC EMPLOYEES RETIREMENT SYSTEM OF MISSISSIPPI	0	1	1
**D	POWERSHARES S AND P GLOBAL EX CANADA HIGH DIVIDEND LOW VOLATILITY INDEX ETF	0	8.177	8.177
**D	EMPLOYEES RETIREMENT TRUST OF BANK OF MONTREAL HARRIS	0	63.564	63.564
**D	HRCD RPMT HAP RHUMBLINE EAFE	0	791	791
**D	BOK KIC GAEQ16	0	68.276	68.276
**D	AOHIT HAI RHUMBLINE EAFE THE ARCHDIOCESE OF HARTFORD INVESTMENT TRUST	0	1.184	1.184
**D	PFI INTL EQUITY INDEX FUND	0	207.951	207.951
**D	BNYTD CF PURISIMA EAFE TOTAL RTN FD	0	3.506	3.506
**D	INVESCO STRATEGIC DEVELOPED EX-US ETF	0	94.027	94.027
**D	BANK OF KOREA	0	189.222	189.222
**D	THE STATE OF CONNECTICUT	0	24.841	24.841
**D	ALLSTATE LIFE INSURANCE COMPANY	0	336.512	336.512
**D	BNYMTCL PS ST HIDVLMVI UCITS ETF	0	39.578	39.578
**D	GREAT WEST INTERNATIONAL INDEX FUND	0	183.053	183.053
**D	PS FTSE RAFI DEVEL MAR EX US PORT	0	541.252	541.252
**D	POWERSHARES GLOBAL FUNDS IRELAND PLC	0	11.613	11.613
**D	PS FISERAFI EU UCITS ETF BNYMTCL	0	5.613	5.613
**D	56053 IP GLOBAL EQUITIES I	0	127.861	127.861
**D	THE LONDON BOROUGH OF BROMLEYSUPERANNUATION FUND	0	140.399	140.399
**D	WILMINGTON MULTIMANAGER INTERNATIONAL FUND	0	26.745	26.745
**D	BNYMTCL GLG EUROPEAN EQ ALTER TRAD	0	115.884	115.884
**D	FT DOW JONES GLOBAL SEL DIV IND ED	0	277.045	277.045
**D	ADVANCED SERIES TRUST AST NEW DISCOVERY ASSET	0	62.024	62.024
**D	AZL NEJ INTERNATIONAL VALUE FUND	0	18.784	18.784
**D	DOW NL BRANDES	0	145.718	145.718
**D	DWS INVESTMENT GMBH ON BEHALF OF DEAM FONDS ZDV	0	44.444	44.444
**D	CZ ANGELEN SSGA	0	30.092	30.092
**D	PGVF SSGA	0	2.862	2.862
**D	PGEF PG E QUALIFIED PANAGORA EAFE	0	51.657	51.657
**D	AIB GROUP IRISH PENSION SCHEME AIB	0	36.946	36.946
**D	AURION GLOBAL EQUITY FUND	0	8.873	8.873

LISTA ESITO DELLE VOTAZIONE

Oggetto: Nomina del Presidente del Collegio Sindacale.

FAVOREVOLI

Badge	Ragione Sociale	Proprio	Delega	Totale
**D	MINNESOTA LIFE INSURANCE COMPANY	0	29.773	29.773
**D	HIGF HGHLD PBINF WLGTN CF	0	14.706	14.706
**D	HGHE HGHLD PBINF WELGTH	0	29.766	29.766
**D	CITY OF NEW YORK DEFERRED COMPENSATION PLAN	0	1.080.117	1.080.117
**D	VANGUARD INTL HIGH DIV YLD INDEX FD	0	459.042	459.042
**D	NSNF PARA EAFE PI 2	0	7.912	7.912
**D	NSNF PARA EAFE PI 1	0	6.478	6.478
**D	NSNF PARA EAFE MONTI	0	14.223	14.223
**D	INVESCO FUNDS	0	2.975	2.975
**D	PUBLIC EMPLOYEE RETIREMENT SYSTEM OF IDAHO	0	829.661	829.661
**D	RAYTHEON MASTER PENSION TRUST	0	77.687	77.687
**D	PITTSBURGH THEOLOGICAL SEMINARY OF THE PRESBYTERIAN CHURCH	0	9.280	9.280
**D	PUBLIC EMPLOYEE RETIREMENT SYSTEM OF IDAHO	0	469.438	469.438
**D	PUBLIC EMPLOYEE RETIREMENT SYSTEM OF IDAHO	0	136.072	136.072
**D	LAWRENCE LIVERMORE NATIONAL SECURITY LLC AND LOS ALAMOS NATIONAL SECURITY LLC DEFINED BENEFIT PLANGROUP TRUST	75.056	0	75.056
**D	HME MFS INSTITUTIONAL AD	0	60.563	60.563
**D	ALASKA PERMANENT FUND CORPORATION	0	657.895	657.895
**D	3M ERIP RAFI EAFE	0	127.189	127.189
**D	AP7 EQUITY FUND	0	2.590.395	2.590.395
**D	RZSF3002 NON US EQ MONDRIAN	0	354.092	354.092
**D	COUNTY EMPLOYEES ANNUITY AND BENEFIT FUND OF COOK COUNTY	0	100.023	100.023
**D	QSBE PARAGORA	0	45.997	45.997
**D	DEUFSCH XTRK MSCI STH EUR HDG ETF	0	2.508	2.508
**D	AZL INTERNATIONAL INDEX FUND	0	271.784	271.784
**D	MONDRIAN EMERGING MARKETS EQUITY TREASURER OF THE STATE OF NORTH CAROLINA EQUITY INVESTMENT FUND POOLED TRUST	0	0	0
**D	3.671.770	0	3.671.770	3.671.770
**D	BLACKROCK ACWI USIMI	0	790.790	790.790
**D	WELLINGTON DIVERSIFIED INTL	0	1.089.847	1.089.847
**D	DIocese OF VENICE PENSION PLAN AND TRUST	0	3.387	3.387
**D	GFJF MCM MSCI WORLD FD	0	31.610	31.610
**D	FIRE AND POLICE PENSION ASSOCIATION OF COLORADO	0	44.662	44.662
**D	ROWF GT ALPHAXTERAFE	0	95.697	95.697
**D	WF AND CO CASH PLN MONDR INV PT	0	498.231	498.231
**D	ALICNY BLACKROCK GBL EQUITY	0	9.807	9.807
**D	GS KOKUSAI EQY MASTER FD BNYMTCIL	0	18.241	18.241
**D	IOWA PUBLIC EMPLOYEES RETIREMENT SYSTEM	0	782.890	782.890
**D	IOWA PUBLIC EMPLOYEES RETIREMENT SYSTEM	0	237.405	237.405
**D	THE EUROPEAN CENTRAL BANK	0	131.073	131.073
**D	FIDELITY PURITAN TRUST FIDELITY LOW PRICED STOCK K6 FUND	0	391.633	391.633
**D	AL TRUST #3 FONDS SPK	0	133.357	133.357
**D	AL TRUST FONDS SP 7 SEK	0	259.191	259.191
**D	SHELL PENSION TRUST	0	52.869	52.869
**D	2.641	0	2.641	2.641

Azionisti in delega:

84573/1465

84573/1766

LISTA ESITO DELLE VOTAZIONE
 Oggetto: Nomina del Presidente del Collegio Sindacale.

FAVOREVOLI

Badge	Ragione Sociale	Proprio	Delega	Totale
**D	TENNESSEE VALLEY AUTHORITY	0	43.987	43.987
**D	LFLF FISHER ASSET MGMT	0	73.070	73.070
**D	SHELL PENSION TRUST	0	81.699	81.699
**D	MNVF SSGA INTL EQUITY	0	12.781	12.781
**D	CTIJ RE STANLIB GLOBAL EQUITY FD AB	0	24.089	24.089
**D	BNYTD CF CANLIFE GLOBAL EQ INC FUND	0	45.978	45.978
**D	FFI OVERSEAS FD PMC	0	131.945	131.945
**D	FFI GLOBAL DIV INCOME FD PGI VALUE	0	108.970	108.970
**D	VY TEMPLETON FOREIGN EQUITY	0	238.778	238.778
**D	VOYA INTERNATIONAL HIGH DIVIDEND EQUITY INCOME FUND	0	25.871	25.871
**D	PGTF DR NON US EQUITY GT	0	45.475	45.475
**D	DBX FTSE DEV EX US COMP FACTOR	0	1.475	1.475
**D	DEUTSCHE XTRKS MSCI EAFE CCYHDG	0	755.568	755.568
**D	TGWF PANAGORA INTL EQ	0	15.004	15.004
**D	FARMERS GROUP INC 401 K SAVINGS PLAN	0	285.510	285.510
**D	ROWF GT ALPHATEXUS	0	309.140	309.140
**D	ROWF GT ACWI EX US	0	1.343.141	1.343.141
**D	SBSA GEPF BLACKROCK EQUITY	0	233.515	233.515
**D	BOA PENSION PLAN MONDRIAN	0	748.538	748.538
**D	BELLSOUTH CORP RSA VEBB TRUST	0	37.633	37.633
**D	SPARTAN INTL INDEX	0	4.906.028	4.906.028
**D	TTFP PANAGORA DYN INTL EQ	0	4.912	4.912
**D	BOA PENSION SSGA	0	127.027	127.027
**D	SCEP MONDRIAN	0	183.609	183.609
**D	SAEF SCE PANAGORA QUAL	0	78.848	78.848
**D	CLSF TEMPLETON	0	66.271	66.271
**D	ECBSEG	0	116.194	116.194
**D	BNYM INTL EQUITY INCOME FUNDD	0	211.370	211.370
**D	DREYFUS INDEX FUNDS INC GREYFUS INTERNATIONAL STOCK INDEX FUND	0	102.842	102.842
**D	BLL AQUILA LIFE FTSE RAFI DEVELOPED	0	640.860	640.860
**D	DEUTSCHE XTRKS MSCI EURO CCYHDG	0	155.579	155.579
**D	POWERSHARES PUREBETA FTSE DEVELOPED EX NORTHAMERICA PORTFOLIO	0	387	387
**D	BLL AQUILA LIFE EUROPEAN EQUITY	0	1.652.339	1.652.339
**D	BLL AQUILA LIFE MSCI WORLD FUND	0	491.767	491.767
**D	BLL AQUILA LIFE GLOBAL MINIMUM	0	66.135	66.135
**D	AIF 21104 LPI AKT EUROPA II	0	34.597	34.597
**D	INVESTINGFORENGEN LAEGERNES INVEST,	0	18.273	18.273
**D	AFB1 LABOR SELECT INTL EQ	0	695.679	695.679
**D	SEMPRA ENERGY PENSION MASTER TRUST	0	73.513	73.513
**D	SEATTLE CITY EMPLOYEES RETIREMENT SYSTEM	0	28.049	28.049
**D	DWS INVESTMENT GMBH	0	867.458	867.458
**D	PS6F STAFE STREET INTL EQ	0	192.062	192.062
**D	GSK TEMPLETON	0	90.105	90.105


LISTA ESITO DELLE VOTAZIONE

Oggetto: Nomina del Presidente del Collegio Sindacale.

FAVOREVOLI

Badge	Ragione Sociale	Proprio	Delega	Totale
**D	GS ACTIVE BETA INTL EQUITY ETF	0	220.764	220.764
**D	DEUTSCHE XTRK MSCI EMU HDG EQ ETF	0	12.004	12.004
**D	GS ACTIVEBETA EUROPE ETF	0	3.624	3.624
**D	IQ 50 PERCENT HEDGED FTSE EURO ETF	0	2.492	2.492
**D	IQ 50 PERCENT HEDGED FTSE INTL ETF	0	51.255	51.255
**D	ALLSTATE INSURANCE CO BLACKROCK	0	22.733	22.733
**D	INVECO S AND P EUROPE 350 EQUAL WEIGHT INDEX ETF	0	977	977
**D	INTERNATIONALE KAPITALANLAGEGESELLSCHAFT MBH	0	20.602	20.602
**D	KAPITALANLAGEGESELLSCHAFT MBH	0	100.345	100.345
**D	THE AMERICAN UNIVERSITY IN CAIRO	0	4.946	4.946
**D	CC COL EAFE Q UN 2	0	7.000	7.000
**D	EMPLOYEES RETIREMENT SYSTEM OF THE CITY OF BALTIMORE	0	11.719	11.719
**D	MINISTERS AND MISSIONS BENEFIT BRD OF AMERICAN BPTST CHURCHES	0	24.552	24.552
**D	VOYA BALANCED FORT INTL VALUE	0	8.791	8.791
**D	VOYA INTERNATIONAL INDEX PORTFOLIO	0	427.400	427.400
**D	CC COL EAFE Q UN 1	0	4.900	4.900
**D	NMFF COL EAFE NMP Q	0	11.300	11.300
**D	DAEC Q SSGA INTL TC	0	4.795	4.795
**D	DAEC NO SSGA TAX	0	3.415	3.415
**D	MI FONDS K10 SPK	0	60.161	60.161
**D	CITIBANK NEW YORK A.D.R. DEPT	0	22.128.358	22.128.358
**D	CITIBANK NEW YORK A.D.R. DEPT	0	12.732.072	12.732.072
**D	CITIBANK NEW YORK A.D.R. DEPT	0	40.068	40.068
**D	CITIBANK NEW YORK A.D.R. DEPT	0	470.650	470.650
**D	CITIBANK NEW YORK A.D.R. DEPT	0	1.839.730	1.839.730
**D	CITIBANK NEW YORK A.D.R. DEPT	0	2.336.916	2.336.916
**D	CITIBANK NEW YORK A.D.R. DEPT	0	24.842	24.842
**D	CITIBANK NEW YORK A.D.R. DEPT	0	16.450	16.450
**D	CITIBANK NEW YORK A.D.R. DEPT	0	17.850	17.850
**D	CITIBANK NEW YORK A.D.R. DEPT	0	1.738	1.738
**D	CITIBANK NEW YORK A.D.R. DEPT	0	3.164	3.164
**D	CITIBANK NEW YORK A.D.R. DEPT	0	2.764	2.764
**D	CITIBANK NEW YORK A.D.R. DEPT	0	2.850	2.850
**D	INTERFUND SICAV INTERFUND EQUITY ITALY	0	119.000	119.000
**D	FIDEURAM ASSET MANAGEMENT (IRELAND) FONDITALIA EQUITY ITALY	0	2.623.000	2.623.000
**D	AMUNDI SGR SPA/ AMUNDI RISPARMIO ITALIA	0	673.993	673.993
**D	AMUNDI SGR SPA/ AMUNDI SVILUPPO ITALIA	0	2.570.305	2.570.305
**D	AMUNDI SGR SPA	0	890.593	890.593
**D	LA BANQUE POSTALE A M. ARCALIS	0	15.096	15.096
**D	NESTLE FRANCE EQUILIBRE	0	25.906	25.906
**D	SG DIVERSIFIE ISR	0	26.088	26.088
**D	SG ACTIONS INTERNATIONALES	0	100.626	100.626
**D	HALEVY A3	0	166.001	166.001

84573/1767



84573 / 1768

LISTA ESITO DELLE VOTAZIONE
 Oggetto: Nomina del Presidente del Collegio Sindacale.

FAVOREVOLI

Badge	Ragione Sociale	Proprio	Delega	Totale
**D	HALEVY A2	0	120.383	120.383
**D	UF 6 A ACT	0	60.000	60.000
**D	CASSETTE DIVERSIFIE	0	81.836	81.836
**D	SG ACTIONS EUROPE MULTIGESTION	0	9.955	9.955
**D	DIVERSIFIE ACTIONS 50-55 DU CD	0	14.754	14.754
**D	OFI MARKET NEUTRAL EQUITY	0	47.644	47.644
**D	MATMUT ACTIONS EURO	0	23.000	23.000
**D	SG ACTIONS ENERGIE	0	52.715	52.715
**D	SG ACTIONS EURO VALUE	0	193.776	193.776
**D	SG ACTIONS EUROPE	0	63.921	63.921
**D	SG ACTIONS EUROPE LARGE CAP	0	14.067	14.067
**D	LYXOR MSCI EUROPE UCITS ETF	0	255.531	255.531
**D	LYX EUR STOXX 50 (DR) U E	0	2.116.873	2.116.873
**D	LYXOR INDEX FUND EURO	0	5.311	5.311
**D	ETOILE GESTION	0	30.400	30.400
**D	ETOILE ACTIONS RENDEMENT	0	122.459	122.459
**D	ETOILE ENERGIE EUROPE	0	84.000	84.000
**D	ANTARIUS ROTATION SECTORIELLE	0	8.684	8.684
**D	ETOILE MATIERES PREMIERES	0	33.433	33.433
**D	LYXOR EURO STOXX 300 (DR)	0	264.187	264.187
**D	LYXOR STOXX EUROPE 500 (DR)	0	321.186	321.186
**D	LYX FTSE EUR MIN VAR UC ETF	0	7.233	7.233
**D	MUL - LYXOR ITALIA EQUITY PIR	0	62.868	62.868
**D	LIF - LYXOR MSCI EMU VALUE DR	0	113.784	113.784
**D	LYXOR CORE MSCI EMU DR UCITS	0	123.482	123.482
**D	LYXOR CORE MSCI WORLD (DR) UCI	0	36.209	36.209
**D	LYXOR MSCI EUROPE CLIMATE	0	117	117
**D	LYXOR MSCI WORLD CLIMATE	0	69	69
**D	LYXOR EURO STOXX 50 (DR)	0	96.897	96.897
**D	AMONDI S.F.-EURO EQ MARKET FLU	0	29.124	29.124
**D	AM SOL IT-PROGETTO CED 04 2024	0	10.295	10.295
**D	PIONEER INVESTMENTS TOTAL RETU	0	36.044	36.044
**D	AMONDI SOLUZ IT-PROG CED 05 20	0	58.178	58.178
**D	RWC FUNDS	0	430.043	430.043
**D	SEI GLOBAL MASTER FUND PLC- TH	0	34.327	34.327
**D	ALLIANZBERNSTEIN FUND DYNAMIC	0	9.268	9.268
**D	KOKUSAI EQUITY INDEX FUND	0	61.642	61.642
**D	CONSULTING GROUP CAPITAL MARKE	0	60.759	60.759
**D	TRUST AND CUSTODY SERVICES BAN	0	14.982	14.982
**D	CONSULTING GROUP CAPITAL MARKE	0	322.840	322.840
**D	MULTI-ASSET ENHANCED VALUE FUN	0	980	980
**D	SEI GLOBAL MASTER FUND PLC - T	0	50.740	50.740
**D	BRIDGE BUILDER INTERNATIONAL E	0	5.768.510	5.768.510

LISTA ESITO DELLE VOTAZIONE
 Oggetto: Nomina del Presidente del Collegio Sindacale.

FAVOREVOLI

Badge	Ragione Sociale	Proprio	Delega	Totale
**D	BRIDGE BUILDER INTERNATIONAL	0	5.832.596	5.832.596
**D	BLACKROCK GLOBAL SMALLCAP FUND	0	4.225	4.225
**D	AMUNDI SOL IT - PROG CED 06 20	0	38.632	38.632
**D	AMUNDI SOL IT-PROG CED 08 2020	0	47.040	47.040
**D	AMUNDI SOL IT -PROG CED 092020	0	42.504	42.504
**D	AMUNDI SF-DIVER TARG INC 11 21	0	5.517	5.517
**D	AMUNDI SOL IT-PROG CED 12 2020	0	19.011	19.011
**D	AMUNDI SOL IT-PROG CED 11 2020	0	33.639	33.639
**D	AMUNDI SOL IT-PROG CED 02 2021	0	16.477	16.477
**D	AMUNDI SOL IT-PROG CED 03 2021	0	21.198	21.198
**D	AMUNDI SOL IT-PROG CED 05 2021	0	20.921	20.921
**D	AMUNDI SOL IT-PROG CED 06 2021	0	16.413	16.413
**D	AMUNDI SOL IT-PROG CED 08 2021	0	9.602	9.602
**D	AMUNDI SOL IT-PROG CED 09 2021	0	14.974	14.974
**D	AMUNDI SF - DIV TGT INC 11 22	0	6.899	6.899
**D	AMUNDI SOL IT-PROG CED 11 2021	0	13.387	13.387
**D	AMUNDI SOL IT-PROG CED 12 2021	0	11.098	11.098
**D	AMUNDI SOL IT-PROG CED 02 2022	0	26.534	26.534
**D	AMUNDI SOL IT-PROG CED 03 2022	0	20.844	20.844
**D	AMUNDI SOL IT-PROG CED 04 2022	0	12.746	12.746
**D	AMUNDI SOL IT-PROG CED 06 2022	0	14.020	14.020
**D	AMUNDI SOL IT-PROG CED 05 2022	0	14.173	14.173
**D	AMUNDI SOL IT-PROG CED 10 2022	0	14.749	14.749
**D	AM SOL IT-PROG CED 12 2022	0	20.850	20.850
**D	ASI PROGETTO CEDOLA 04 2023	0	12.667	12.667
**D	AM SOL IT-PROG CED 05 2023	0	13.096	13.096
**D	AM SOL IT-PROG CED 06 2023	0	10.758	10.758
**D	ASI-PROGETTO CEDOLA 07 2023	0	9.642	9.642
**D	ASI-PROGETTO CEDOLA 09 2023	0	12.496	12.496
**D	ASI-PROGETTO CEDOLA 10 2023	0	12.936	12.936
**D	ASI-PROGETTO CEDOLA 12 2023	0	12.056	12.056
**D	AMUNDI S.F-EQ PLAN 60	0	8.196	8.196
**D	PI IF -EMU EQUITY	0	102.626	102.626
**D	PI IF -EUROPEAN EQUITY	0	166.310	166.310
**D	AMUNDI SOLUZ. IT-PROGETTO AZ	0	16.554	16.554
**D	AMUNDI SOL IT-PROG CED 09 2022	0	26.827	26.827
**D	AMUNDI SOL IT-PROG CED 07 2022	0	11.534	11.534
**D	OFI FUND - LYNX REAL-ASSETS	0	16.981	16.981
**D	AMUNDI SIF GLOBAL ETHICAL EQUITIES	0	8.387	8.387
**D	LOMBARD ODIER FUNDS - EUROPE RESPONSIBLE EQUITY ENHANCED	0	22.176	22.176
**D	SEYOND EQUITY FACTOR INVESTING EUROPE	0	2.542	2.542
**D	SEYOND EUROPE MARKET NEUTRAL	0	6.078	6.078
**D	RCO LUX MONTJOLY INVEST-PPOOL RCG	0	3.400	3.400

84573/469

2.641

84573 11740

LISTA ESITO DELLE VOTAZIONE
Oggetto: Nomina del Presidente del Collegio Sindacale.

FAVOREVOLI

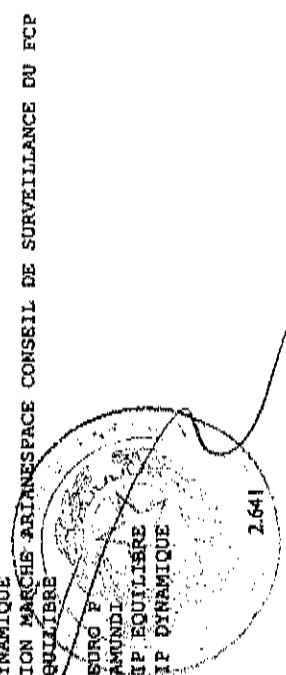
Badge	Regione Sociale	Proprio	Delega	Totale
**D	SEYOND EUROPE MINVOL	0	420.548	420.548
**D	CANDRIAM QUANT EQUITIES MULTI-FACTOR EMU	0	2.935	2.935
**D	CLEOME INDEX EMU EQUITIES	0	23.360	23.360
**D	CLEOME INDEX WORLD EQUITIES	0	2.143	2.143
**D	CLEOME INDEX GLOBAL EQUITIES	0	4.059	4.059
**D	STRUTURA	0	39.490	39.490
**D	AMUNDI FUNDS EUROPEAN EQUITY TARGET INCO	0	8.746	8.746
**D	AMUNDI FDS GLOBAL MULTI-ASSET TARGET INC	0	1.079.264	1.079.264
**D	AMUNDI FUNDS EUROPEAN EQUITY VALUE	0	103.383	103.383
**D	AMUNDI FUNDS GLOBAL EQUITY TARGET INCOME	0	100.597	100.597
**D	AMUNDI FUNDS REAL ASSETS TARGET INCOME	0	922.656	922.656
**D	AMUNDI FUNDS GLOBAL MULTI-ASSET	0	200.000	200.000
**D	AMUNDI FDS GLOB MULTI-ASSET CONSERVATIVE	0	38.600	38.600
**D	AMUNDI FUNDS EURO MULTI-ASSET TARGET INC	0	72.553	72.553
**D	AMUNDI FUNDS NEW SILK ROAD	0	300.688	300.688
**D	AMUNDI FUNDS EQUITY GLOBAL RESOURCES	0	10.500	10.500
**D	AMUNDI EURO STOXX 50	0	168	168
**D	CPR INVEST GLOBAL EQUITY ESG	0	49.419	49.419
**D	AMUNDI MSCI EUROPE EX UK	0	4.441	4.441
**D	AMUNDI PRIME EUROPE - UCITS EFF DR	0	4.344	4.344
**D	AMUNDI PRIME EUROZONE	0	4.735	4.735
**D	AMUNDI PRIME GLOBAL - UCITS EFF DR	0	39.556	39.556
**D	CPR INVEST-EUROPE SPECIAL SITUATIONS	0	5.124	5.124
**D	AMUNDI FUNDS MULTI ASSET CONSERVATIVE	0	11.592	11.592
**D	AMUNDI FUNDS GLOBAL PERSPECTIVES	0	2.783	2.783
**D	AMUNDI FUNDS EQUITY EUROPE RISK PARITY	0	823	823
**D	AMUNDI FUNDS DYNAMIC MULTI FACTORS EURO	0	57.735	57.735
**D	AMUNDI INDEX MSCI EUROPE	0	35.000	35.000
**D	AMUNDI INDEX MSCI WORLD	0	38.574	38.574
**D	AMUNDI INDEX MSCI EMU	0	2.555	2.555
**D	AMUNDI FUNDS EQUITY EURO RISK PARITY	0	55.368	55.368
**D	AMUNDI INDEX EQUITY GLOBAL MULTI SMART ALLOCATION SCIENTIFIC BETA	0	119.405	119.405
**D	CENTRAL BANK OF IRELAND	0	605	605
**D	EDR FUND GLOBAL VALUE	0	17.791	17.791
**D	EDMOND DE ROTHSCHILD FUND EQUITY EURO CORE	0	139.400	139.400
**D	VISION FOND-EUROPE CORE	0	513.740	513.740
**D	CNPASSURANCES	0	90.790	90.790
**D	APSA-SRI ABSOL RETURN MULTI-ASSETS N1	0	3.391.758	3.391.758
**D	APSA-SRI ABSOL RETURN MULTI-ASSETS N2	0	4.552	4.552
**D	REGARD SELECTIF ACTIONS MONDE	0	566	566
**D	REGARD ACTIONS DEVELOPEMENT DURABLE	0	25.000	25.000
**D	REGARD SELECTIF ACTIONS EUROPEENNES	0	200.000	200.000
**D		0	370.000	370.000

LISTA ESITO DELLE VOTAZIONE
 Oggetto: Nomina del Presidente del Collegio Sindacale.

FAVOREVOLI

Badge	Ragione Sociale	Proprio	Delega	Totale
**D	ARRCO QUANT 2	0	82.823	82.823
**D	EDMOND DE ROTHSCHILD ASSET MANAGEMENT	0	242.470	242.470
**D	PEYREAU	0	8.000	8.000
**D	PJD	0	7.500	7.500
**D	UNIVERS CNP 1	0	87.271	87.271
**D	NATEXIS PERFORMANCE 09	0	42.694	42.694
**D	ABE MG	0	40.000	40.000
**D	VILLIERS DIAPASON	0	29.082	29.082
**D	ROTONDE	0	45.000	45.000
**D	UBP ACTIONS EURO RENDEMENT	0	50.688	50.688
**D	HAMELIN DIVERSIFIE FLEX 1	0	34.000	34.000
**D	RSI ACTIONS EUROPEENNES 2	0	165.000	165.000
**D	CONTI DIVERSIFIE	0	62.200	62.200
**D	ARRCO LONG TERME B NATIXIS INVEST MANAGERS INTERNAT	0	105.655	105.655
**D	ELAN ORCHESTRA	0	8.000	8.000
**D	ECEPARGNE 2	0	34.100	34.100
**D	LEM H	0	3.300	3.300
**D	R PHARMA DVSF	0	70.000	70.000
**D	BOURBON 1 ROTHSCHILD ET CIE GESTION	0	106.000	106.000
**D	SAFRAN DYNAMIQUE	0	28.285	28.285
**D	SAFRAN MIXTE SOLIDAIRE	0	5.825	5.825
**D	APOLLINE 4 ACTIONS	0	47.617	47.617
**D	TESLA FOCHE ACTIONS	0	50.142	50.142
**D	HSBC GLOBAL ASSET MANAGEMENT	0	5.399	5.399
**D	CNP TOCQUEVILLE VALUE EUROPE ISR	0	280.485	280.485
**D	LEPAM ACTIONS OPTI INDICE EURO	0	12.671	12.671
**D	LEPAM STRATEGIE PEA 2	0	70.311	70.311
**D	LEPAM ACTIONS EUROPE 50	0	66.266	66.266
**D	LEPAM STRATEGIE PEA 1	0	49.810	49.810
**D	TONI ACTIONS 100	0	137.731	137.731
**D	VIVACCIO ACTIONS	0	938.062	938.062
**D	LEPAM ACTIONS INDICE EURO	0	407.087	407.087
**D	LEPAM ACTIONS 80	0	133.250	133.250
**D	LEPAM ACTIONS EUROPE MONDE	0	88.781	88.781
**D	CARP - INDO	0	223.925	223.925
**D	LCL DYNAMIQUE	0	31.347	31.347
**D	VOCATION MARCHES AIRNESPACE CONSEIL DE SURVEILLANCE DU FCP	0	3.838	3.838
**D	LCN'EQUILIBRE	0	33.791	33.791
**D	ICARE	0	15.095	15.095
**D	ROPS EURO P	0	432.805	432.805
**D	FDRN AMUNDI	0	73.167	73.167
**D	TECHNIP EQUILIBRE	0	25.646	25.646
**D	TECHNIP DYNAMIQUE	0	22.523	22.523

84573/1771



84573/1772

LISTA ESITO DELLE VOTAZIONE

Oggetto: Nomina del Presidente del Collegio Sindacale.

FAVOREVOLI

Badge	Ragione Sociale	Proprio	Delega	Totale
**D	ADP DIVERSIFIE DYNAMIQUE	0	12.475	12.475
**D	ARRCO LONG TERME D ACTIONS	0	330.041	330.041
**D	AMUNDI LABEL EQUILIBRE ESR	0	31.922	31.922
**D	AMUNDI LABEL PRUDENCE ESR	0	18.845	18.845
**D	AMUNDI LABEL DYNAMIQUE ESR	0	22.025	22.025
**D	JUNON ACTIONS OBLIGATIONS	0	32.030	32.030
**D	N 1 RENDEMENT USINOR	0	12.171	12.171
**D	LV CHALLENGE	0	43.819	43.819
**D	EPARGNE PRUDENCE THALES	0	47.349	47.349
**D	L.S. DYNAMIQUE ET SOLIDAIRE	0	3.000	3.000
**D	ATOUT PULSATIONS	0	37.041	37.041
**D	PREDICA ISR EUROPE - ACTIONS	0	13.655	13.655
**D	VILLERS ALTO	0	42.868	42.868
**D	AMUNDI HORIZON	0	24.512	24.512
**D	PREDIQUANT A2 ACTIONS EUROPE	0	76.000	76.000
**D	AP ACTIONS 1 EURO	0	134.525	134.525
**D	AP ACTIONS 3 MIN VOL	0	73.722	73.722
**D	ROPS-SMART INDEX EURO	0	656.365	656.365
**D	SG AMUNDI ASSET MANAGEMENT	0	24.978	24.978
**D	FCP CARPIMKO EUROPE	0	100.401	100.401
**D	IBM FRANCE	0	26.000	26.000
**D	FCP HAMELIN DIVERSIFIE FLEX II	0	12.719	12.719
**D	REGARD ACTIONS EURO	0	400.000	400.000
**D	INDOSUEZ EUROPE PATRIMOINE	0	160.000	160.000
**D	INDOSUEZ EUROPE RENDEMENT	0	25.000	25.000
**D	INDOSUEZ ALLOCATION PEA	0	124.040	124.040
**D	ING RENDEMENT EUROPE	0	72.000	72.000
**D	AEN AMRO TOTAL RETURN GLOBAL	0	4.350	4.350
**D	SEYOND ACTIONS EUROPEENNES	0	167.888	167.888
**D	CNP ASSUR VALUE ET MOMENTUM	0	42.508	42.508
**D	NAFIXIS LCR ACTIONS EURO	0	78.152	78.152
**D	DORVAL CONVICTIONS	0	76.543	76.543
**D	DORVAL CONVICTIONS PEA	0	31.608	31.608
**D	UNIGESTION	0	18.000	18.000
**D	SEYOND EQUITY FACTOR INVESTING EURO	0	7.227	7.227
**D	BEM V-FLEX	0	59.136	59.136
**D	HSEC MULTI-ASSET DYNAMIC EURO	0	194.469	194.469
**D	HSEC EURO EQUITY VOL FOCUSED	0	102.647	102.647
**D	LA BRANQUE POSTALE ASSET MANAGEMENT	0	2.912	2.912
**D	AMUNDI EQUITY EURO CONSERVATIVE	0	24.988	24.988
**D	CPR EUROLAND PREMIUM	0	90.325	90.325
**D	ATOUT EUROLAND RESTRUCTURATION	0	34.619	34.619
**D	ATOUT FRANCE CORE PLUS	0	26.561	26.561

LISTA ESITO DELLE VOTAZIONE
 Oggetto: Nomina del Presidente del Collegio Sindacale.

FAVOREVOLI

Badge	Regione Sociale	Proprio	Delega	Totale
**D	AMUNDI PATRIMOINE PEA	0	15.954	15.954
**D	AMUNDI RENDEMENT PLUS	0	23.084	23.084
**D	FXC A2 POCHE TITRES	0	79.556	79.556
**D	LCL ACTIONS EURO RESTRUCTURATION	0	11.810	11.810
**D	AMUNDI PATRIMOINE	0	1.166.638	1.166.638
**D	COLOMBES 6	0	71.000	71.000
**D	CPR CONSOMMATEUR ACTIONNAIRE	0	12.152	12.152
**D	AMUNDI STRATEGIES ACTIONS EUROPE RISK PARITY	0	8.491	8.491
**D	AMUNDI ACTIONS RESSOURCES NATURELLES	0	20.907	20.907
**D	FREDIQUANT EUROCREISSANCE A2	0	128.030	128.030
**D	ASSURDIX	0	27.678	27.678
**D	AMUNDI RESA ESG ACTIONS EURO	0	290.041	290.041
**D	AMUNDI EUROPE MONDE	0	44.341	44.341
**D	AMUNDI RESA ACTIONS EURO	0	20.473	20.473
**D	ATOUT MODERATIONS	0	99.704	99.704
**D	AMUNDI RESA ACTIONS EUROPE	0	12.954	12.954
**D	AMUNDI ACTIONS RESTRUCTURATIONS	0	13.936	13.936
**D	AMUNDI ACTIONS EURO ISR	0	24.254	24.254
**D	CPR EUROLAND	0	350.438	350.438
**D	CPR EUROPE NOUVELLE	0	14.878	14.878
**D	CPR EUROPS	0	17.034	17.034
**D	ECOFI ACTIONS SCR	0	17.874	17.874
**D	RENDEMENT DIVERSIFIE M	0	29.623	29.623
**D	EDMOND DE ROTHSCHILD EQUITY EUROPE SOLVE	0	277.552	277.552
**D	EDMOND DE ROTHSCHILD ASSET MANAGEMENT (EDRAM)	0	43.610	43.610
**D	EPOQUE	0	137.770	137.770
**D	EUROPA	0	270.000	270.000
**D	AMUNDI DIVIDENDO ITALIA	0	1.155.000	1.155.000
**D	AMUNDI BILANCIATO EURO	0	15.668	15.668
**D	AMUNDI BEST SELECTION PLUS	0	49.075	49.075
**D	AMUNDI BEST SELECTION TOP	0	21.684	21.684
**D	AMUNDI BEST SELECTION CLASSIC	0	27.372	27.372
**D	AMUNDI DISTRIBUZIONE ATTIVA	0	7.127	7.127
**D	AMUNDI CEDOLA 2021	0	6.406	6.406
**D	AMUNDI OBIETTIVO RISPARMIO 2022	0	1.123	1.123
**D	AMUNDI OBIETTIVO CRESCITA 2022	0	8.151	8.151
**D	AMUNDI OBIETTIVO RISPARMIO 2022 DUE	0	1.102	1.102
**D	AMUNDI OBIETTIVO CRESCITA 2022 DUE	0	8.385	8.385
**D	AMUNDI OBIETTIVO RISPARMIO 2022 TRE	0	974	974
**D	AMUNDI VALONS ITALIA RIR	0	120.000	120.000
**D	AMUNDI OBIETTIVO RISPARMIO 2022 QUATTRO	0	920	920
**D	AMUNDI ACCUMULAZIONE REALITA PIR 2023	0	230.000	230.000
**D	CHALLENGE FUNDS - CHALLENGE ITALIAN EQUITY	0	700.000	700.000

Azionisti in delega:

2.641

84573/1473

84573 / 1774

LISTA ESITO DELLE VOTAZIONE
 Oggetto: Nomina del Presidente del Collegio Sindacale.

FAVOREVOLA

Badge	Ragione Sociale	Proprio	Delega	Totale
**D	UNION INVESTMENT LUXEMBOURG SA	0	342.031	342.031
**D	PRAMERICA SICAV	0	1.500.000	1.500.000
**D	MAN MULTI-STRATEGY MASTER FUND C/O MAN SOLUTIONS LTD	0	15	15
**D	MAN QUALIFYING INVESTOR FUNDS PLC-MAN GLG ELS MASTER QIF C/O GLG PARTNERS LP	0	67	67
**D	GLG EUROPEAN LONG-SHORTFUND C/O GLG PARTNERS LP	0	26	26
**D	MAN FUNDS XII SPC - MAN 1783 II SP MAPLES CORPORATE SERVICES LIMITED	0	3.723	3.723
**D	MAN GLG TOPAZ LIMITED C/O GLG PARTNERS LP	0	34	34
**D	AHL INSIGHT LIMITED	0	230	230
**D	NORGES BANK	0	874.152	874.152
**D	GOVERNMENT OF NORWAY	0	55.409.506	55.409.506
**D	JANA PASSIVE GLOBAL SHARE TRUST	0	129.923	129.923
**D	MLC INVESTMENTS, MLC LIMITED	0	202.581	202.581
**D	VICTORIAN SUPERANNUATION FUND	0	81.276	81.276
**D	CARE SUPER	0	324.814	324.814
**D	TASPLAN SUPERANNUATION FUND.	0	96.530	96.530
**D	EQUIPSUPER	0	162.628	162.628
**D	AUSTRALIAN NATIONAL UNIVERSITY	0	65.573	65.573
**D	KL EUROSTOXX50 DB	0	47.431	47.431
**D	UBS FUND MANAGEMENT (LUXEMBOURG) SA	0	7.060	7.060
**D	UBS FUND MANAGEMENT (LUXEMBOURG) SA	0	10.009	10.009
**D	UBS FUND MANAGEMENT (LUXEMBOURG) SA	0	11.995	11.995
**D	UBS FUND MANAGEMENT (LUXEMBOURG) SA	0	9.025	9.025
**D	UBS FUND MANAGEMENT (LUXEMBOURG) SA	0	22.000	22.000
**D	UBS FUND MANAGEMENT (LUXEMBOURG) SA	0	29.027	29.027
**D	UBS FUND MANAGEMENT (LUXEMBOURG) SA	0	49.739	49.739
**D	UBS FUND MANAGEMENT (LUXEMBOURG) SA	0	6.016	6.016
**D	UBS (LOX) EQUITY SICAV - EUROPEAN - HIGH DIVIDEND (EUR)	0	177.404	177.404
**D	UBS FUND MANAGEMENT (SWITZERLAND) AG.	0	340.224	340.224
**D	UBS FUND MANAGEMENT (SWITZERLAND) AG.	0	238.411	238.411
**D	UBS FUND MGT (CH) AG CK0467/UBSCHLIF2-EQ GLOB	0	1.025	1.025
**D	UBS FUND MGT (CH) AG CH1250	0	12.976	12.976
**D	UBS FUND MGT (CH) AG CH1270B / 2019 IF - AKT WELT - UBS	0	27.502	27.502
**D	UBS ASSET MANAGEMENT (U.K.) LTD FUND MANAGEMENT SWITZERLAND	0	1.264	1.264
**D	UBS FUND MANAGEMENT (SWITZERLAND) AG.	0	1.204.419	1.204.419
**D	UBS FUND MANAGEMENT	0	90.190	90.190
**D	BAPTIST FOUNDATION OF TEXAS DBA HIGHGROUND ADVISORS	0	147.447	147.447
**D	BERESFORD FUNDS PLC - SETANTA INCOME OPPORTUNITIES FUND	0	17.699	17.699
**D	BRANDES INVESTMENT PARTNERS LP.	0	107	107
**D	CITY OF LOS ANGELES FIRE AND POLICE PENSION PLAN	0	2.047.920	2.047.920
**D	ASSET MANAGEMENT EXCHANGE UCITS CCF	0	3.292	3.292
**D	STICHTING DELTA DEPOSITARY AND MANAGEMENT OUDE STADSGRACHT	0	493.462	493.462
**D	STICHTING PENSIOENFONDS ING	0	107.192	107.192
**D	LEGAL AND GENERAL CCF	0	5.641	5.641

LISTA ESITO DELLE VOTAZIONE

Oggetto: Nomina del Presidente del Collegio Sindacale.

FAVOREVOLI

Badge	Ragione Sociale	Proprio	Delega	Totale
**D	CAMPBELL PENSION PLANS MASTER RETIREMENT TRUST	0	65.909	65.909
**D	FRESNO COUNTY EMPLOYEES' RETIREMENT ASSOCIATION	0	71.063	71.063
**D	FIREMEN'S ANNUITY AND BENEFIT FUND OF CHICAGO	0	106.883	106.883
**D	SPARTAN GROUP TRUST FOR EMPLOYEE BENEFIT PLANS	0	900.930	900.930
**D	EDINBURGH PARTNERS GLOBAL OPPORTUNITY TRUST PLC	0	254.575	254.575
**D	TEACHERS' RETIREMENT SYSTEM OF OKLAHOMA	0	66.929	66.929
**D	FIREMEN'S RETIREMENT SYSTEM OF ST. LOUIS	0	33.261	33.261
**D	NTCC WELLINGTON EUROPE CONTRARIAN VALUE FUND	0	26.059	26.059
**D	NUCLEAR ELECTRIC INSURANCE LIMITED	0	209.736	209.736
**D	MICHELIN NORTH AMERICA INC. MASTER RETIREMENT TRUST	0	30.016	30.016
**D	USAA MASTER TRUST (PENSION AND RSP)	0	12.931	12.931
**D	BRANDES INTERNATIONAL EQUITY FUND	0	1.375.435	1.375.435
**D	IBM DIVERSIFIED GLOBAL EQUITY FUND	0	69.096	69.096
**D	NATIONAL WESTMINSTER BANK PLC AS TRUSTEE OF KES STRATEGIC INVESTMENT FUND	0	17.526	17.526
**D	EDINBURGH PARTNERS OPPORTUNITIES FUND PLC	0	39.719	39.719
**D	ELO MUTUAL PENSION INSURANCE COMPANY ELO MUTUAL PENSION INSURANCE COMPANY	0	688.346	688.346
**D	STICHTING HEINEKEN PENSIOENFONDS	0	185.358	185.358
**D	BT PENSION SCHEME LLOYDS CHAMBERS	0	5.585.453	5.585.453
**D	STICHTING PENSIOENFONDS SAGITTARIUS	0	91.864	91.864
**D	IBM PENSION PLAN	0	19.967	19.967
**D	THE BOARD OF THE PENSION PROTECTION FUND RENAISSANCE	0	120.465	120.465
**D	LOTHIAN PENSION FUND	0	1.120.111	1.120.111
**D	STICHTING PENSIOENFONDS VAN DE METALEKTRO (PME)	0	1.398.215	1.398.215
**D	CHEVRON UK PENSION PLAN	0	25.074	25.074
**D	STRATHCLYDE PENSION FUND	0	3.258.194	3.258.194
**D	PUBLIC EMPLOYEES RETIREMENT ASSOCIATION OF COLORADO	0	2.462.701	2.462.701
**D	FUTURE FUND BOARD OF GUARDIANS FOR AND ON BEHALF OF THE MEDICAL RESEARCH FUTURE FUND	0	75.825	75.825
**D	FUTURE FUND BOARD OF GUARDIANS FOR AND ON BEHALF OF FUTURE FUND	0	529.441	529.441
**D	NORTHERN TRUST UCITS COMMON CONTRACTUAL FUND	0	1.079.919	1.079.919
**D	COLONIAL FIRST STATE INVESTMENT FUND 50	0	155.769	155.769
**D	COLONIAL FIRST STATE WHOLESALE INDEXED GLOBAL SHARE FUND	0	102.791	102.791
**D	MUNICIPAL EMPLOYEES' ANNUITY AND BENEFIT FUND OF CHICAGO	0	5.880	5.880
**D	UNITED NATIONS RELIEF AND WORKS AGENCY FOR PALESTINE REFUGEES IN THE NEAR EAST UNRWA HEADQUARTERS BAYADER WADI AL-SSEER	0	0	0
		12.785	0	12.785
**D	ERIKA GLAZER	0	11.200	11.200
**D	US RETIREMENT TRUST	0	31.255	31.255
**D	RETIREMENT PLAN FOR CITY OF TAMPA GENERAL EMPLOYEES	0	48.262	48.262
**D	THOMAS D. WALTON FAMILY TRUST UAD 03/19/13	0	4.652	4.652
**D	WHEELS COMMON INVESTMENT FUND	0	21.272	21.272
**D	VIRGINIA C. MARS-REMOUABLE TRUST DATED AUGUST 6, 1991	0	2.775	2.775
**D	SAMFORD UNIVERSITY PENSION PLAN TRUST	0	2.423	2.423
**D	IRAW TESTAMENTARY TRUST NO. 7	0	20.813	20.813
**D	STEWART I. WALTON FAMILY TRUST DAD 3/19/13	0	9.673	9.673

84573/1775

84573/1776

LISTA ESITO DELLE VOTAZIONE
 Oggetto: Nomina del Presidente del Collegio Sindacale.

FAVOREVOLI

Badge	Regione Sociale	Proprio	Delega	Totale
**D	EXELON CORPORATION NUCLEAR DECOMMISSION TRUST - NON TAX QUALIFIED	0	2.291	2.291
**D	CLINTON NUCLEAR POWER PLANT QUALIFIED FUND CLINTON NUCLEAR POWER PLANT QUALIFIED FUND	0	5.909	5.909
**D	CHURCH OF ENGLAND INVESTMENT FUND FOR PENSIONS	0	72.277	72.277
**D	DAUGHTERS OF CHARITY OF ST VINCENT DE PAUL PROVINCE OF THE WEST	0	66.865	66.865
**D	CITY OF AUSTIN EMPLOYEES RETIREMENT SYSTEM	0	3.998	3.998
**D	CULTURAL INSTITUTIONS PENSION PLAN TRUST CULTURAL INSTITUTIONS RETIREMENT SYSTEM	0	12.867	12.867
**D	DOMINION RESOURCES INC. MASTER TRUST	0	113.965	113.965
**D	JOSHUA GREEN CORPORATION 1425	0	4.035	4.035
**D	FUNDO DE PENSÕES ALAMEDA DE CARLOS D' ASSUMPÇÃO	0	29.766	29.766
**D	TRUST FOR THE PENSION PLAN OF THE CHUBB CORPORATION	0	79.689	79.689
**D	CYSTIC FIBROSIS FOUNDATION	0	96.839	96.839
**D	ARVEST FOUNDATION	0	1.361	1.361
**D	BECHTEL NR PROGRAM PENSION MASTER TRUST	0	24.315	24.315
**D	LFW INVESTMENTS LLC	0	217.700	217.700
**D	GUIDESTONE FUNDS INTERNATIONAL EQUITY FUND	0	661.812	661.812
**D	MASTER TRUST AGREEMENT BETWEEN PFIZER INC AND THE NORTHERN TRUST COMPANY	0	764.399	764.399
**D	OLIN PENSION PLANS MASTER RETIREMENT TRUST	0	21.034	21.034
**D	MNPP CONTRACTOR DB MASTER TRUST	0	180.801	180.801
**D	NEW CHURCH INVESTMENT FUND	0	2.696	2.696
**D	JCW 1987 ARTICLE II DESC TRUST FBO JMW DTD 1/1/2012	0	1.102	1.102
**D	ALICE A. PROIETTI FAMILY TRUST UAD 09/27/13	0	5.374	5.374
**D	JCW 1987 ARTICLE II DESC TRUST FBO TIM	0	1.080	1.080
**D	HSBC UCITS COMMON CONTRACTUAL FUND	0	36.361	36.361
**D	HONG KONG SAR GOVERNMENT EXCHANGE FUND	0	3.463.213	3.463.213
**D	BEAT DRUGS FUND ASSOCIATION	0	3.668	3.668
**D	HOSPITAL AUTHORITY PROVIDENT FUND SCHEME	0	341.238	341.238
**D	PUBLIC PENSION AGENCY	0	628.856	628.856
**D	PUBLIC PENSION AGENCY	0	657.063	657.063
**D	PLURIBUS LABS GLOBAL CORE EQUITY MASTER FUND LP	0	1.127	1.127
**D	BRANDES GLOBAL EQUITY INCOME FUND	0	2.589	2.589
**D	BRANDES GLOBAL EQUITY FUND	0	305.548	305.548
**D	OVERSTONE COMMON CONTRACTUAL FUND	0	756.241	756.241
**D	HPE GLOBAL EQUITY SUB FUND	0	1.543.808	1.543.808
**D	OVERSTONE FUND PLC	0	1.854.403	1.854.403
**D	ILA CLI FUND 2011	0	22.083	22.083
**D	ORIZABA, LP	0	17.955	17.955
**D	OMEGA FFIP LIMITED PARTNERSHIP	0	574	574
**D	82A HOLDINGS, LLC	0	1.023	1.023
**D	LTM GROUP HOLDINGS, LLC	0	161.739	161.739
**D	LEHMAN-STAMM FAMILY PARTNERS LLC LEHMAN-STAMM FAMILY PARTNERS LLC	0	891	891
**D	LEGAL AND GENERAL MSCI EAFE FUND LLC	0	252.312	252.312
**D	LAKE AVENUE INVESTMENTS LLC	0	92.703	92.703
**D	THE JBUT MASTER INVESTMENT PARTNERS HIP LLP C/O JACOBUS WEALTH MANAGEMENT	0	34.728	34.728

LISTA ESITO DELLE VOTAZIONE

Oggetto: Nomina del Presidente del Collegio Sindacale.

FAVOREVOLI

Badge	Ragione Sociale	Proprio	Delega	Totale
**D	NTGI-QM COMMON DAILY EAFE INDEX FUND - NON LENDING	0	257.033	257.033
**D	801 INVESTMENTS LLC	0	119.100	119.100
**D	PRO-GEN INVESTMENTS LLC	0	35.740	35.740
**D	MALACHITE 35 TRUST	0	6.068	6.068
**D	SHIMODA HOLDINGS, LLC	0	2.301	2.301
**D	FCM INTERNATIONAL LLC	0	8.743	8.743
**D	NTGI-QM COMMON DAILY ALL COUNTRY WORLD EX-US INVESTABLE MARKET INDEX FUND - NON LENDING	0	75.546	75.546
**D	MA 94 B SHARES, LP	0	93.687	93.687
**D	RDM LIQUID LLC	0	39.122	39.122
**D	CINDY SPRINGS, LLC	0	39.959	39.959
**D	SENTINEL INTERNATIONAL FUND	0	36.194	36.194
**D	SALIX, LLC	0	11.130	11.130
**D	SLW PORTFOLIO, LLC	0	83.683	83.683
**D	LEGAL AND GENERAL ASSURANCE SOCIETY LIMITED	0	188.062	188.062
**D	WAM INVESTMENTS, LLC	0	7.382	7.382
**D	GLOBAL BOND FUND WAYCROSSE INC	0	232.015	232.015
**D	MS FUND LP	0	32.869	32.869
**D	SIM GLOBAL BALANCED TRUST	0	2.291	2.291
**D	THYSSEN GLOBAL INVESTMENTS CORP	0	1.376	1.376
**D	INTERNATIONAL EXPATRIATE BENEFIT MASTER TRUST	0	12.050	12.050
**D	THE HARRY L. BRADLEY JR. TRUSTS MASTER INVESTMENT PARTNERSHIP LLP C/O JACOBUS WEALTH MANAGEMENT	0	9.217	9.217
**D	LEGAL AND GENERAL EUROPEAN EQUITY INCOME FUND	0	759.000	759.000
**D	BETTER BE GOOD, LLC	0	2.516	2.516
**D	CARVELIAN INVESTMENT MANAGEMENT LLC	0	47.461	47.461
**D	CHCP GLOBAL SECURITIES LP	0	1.235	1.235
**D	EVA VALLEY MAI LLC	0	17.102	17.102
**D	LEGG MASON QS INVESTORS GLOBAL RESPONSIBLE INVESTMENT FUND	0	1.491	1.491
**D	FISHER INVESTMENTS TRUST	0	63.245	63.245
**D	DYNASTY INVEST, LTD	0	4.959	4.959
**D	DELFINCO LP	0	16.034	16.034
**D	CHES INTERNATIONAL PROPERTIES, LTD.	0	2.023	2.023
**D	NTGI - QM COMMON DAILY ALL COUNTRY WORLD EX-US EQUITY INDEX FUND - LENDING	0	140.779	140.779
**D	NTCC COLLECTIVE FUNDS FOR GRANTOR TRUST	0	16.075	16.075
**D	K INVESTMENTS SH LIMITED	0	382.367	382.367
**D	LEGAL AND GENERAL DEVELOPED MULTI-FACTOR SI FUND LLC	0	28.310	28.310
**D	NTGI-QM COMMON DAILY EAFE INDEX FUND - LENDING	0	205.383	205.383
**D	PERMANENT FUND-INVESTMENTS LLC	0	18.796	18.796
**D	BRANDES INSTITUTIONAL EQUITY TRUST	0	1.045.186	1.045.186
**D	ASCENSION ALPHA FUND, LEX	0	11.484	11.484
**D	UNITED NATIONS JOINT STAFF PENSION FUND	0	1.700.000	1.700.000
**D	INTERNATIONAL MONETARY FUND STAFF RETIREMENT PLAN	0	7.956	7.956
**D	INTERNATIONAL MONETARY FUND STAFF RETIREMENT PLAN 700	0	43.974	43.974
**D	THE PUBLIC INSTITUTION FOR SOCIAL SECURITY	0	431.454	431.454

84573/177

LISTA ESITO DELLE VOTAZIONE

Oggetto: Nomina del Presidente del Collegio Sindacale.

FAVOREVOLI

Badge	Ragione Sociale	Proprio	Delega	Totale
**D	THE PUBLIC INSTITUTION FOR SOCIAL SECURITY	0	95.138	95.138
**D	THE PUBLIC INSTITUTION FOR SOCIAL SECURITY	0	129.882	129.882
**D	INTERNATIONAL MONETARY FUND RETIRED STAFF BENEFITS INVESTMENT ACCOUNT 700	0	10.147	10.147
**D	MASTER TRUST FOR CERTAIN TAX-QUALIFIED BECHTEL RETIREMENT PLANS QUALIFIED BECHTEL RETIREMENT PLANS	0	56.348	56.348
**D	NATIONAL COUNCIL FOR SOCIAL SEC FUND	0	5.214	5.214
**D	NATIONAL COUNCIL FOR SOCIAL SECURITY FUND.	0	35.008	35.008
**D	NATIONAL COUNCIL FOR SOCIAL SECURITY FUND.	0	35.894	35.894
**D	NGSE ANN POLYTECHNIC	0	694	694
**D	NATIONAL COUNCIL FOR SOCIAL SEC FUND	0	155.178	155.178
**D	NATIONAL COUNCIL FOR SOCIAL SEC FUND	0	495.925	495.925
**D	FIDELITY SALEM STREET TRUST FIDELITY SERIES GLOBAL EX U.S. INDEX FUND	0	1.778.371	1.778.371
**D	FIDELITY SALEM STREET TRUST: FIDELITY FLEX INTERNATIONAL INDEX FUND	0	53.340	53.340
**D	FISHER INVESTMENTS GLOBAL TOTAL RETURN UNIT TRUST FUND	0	1.609	1.609
**D	HALIFAX REGIONAL MUNICIPALITY MASTER TRUST	0	1.072	1.072
**D	PUBLIC SECTOR PENSION INVESTMENT BOARD	0	1.387.606	1.387.606
**D	MICHELIN NORTH AMERICA (CANADA) INC. MASTER TRUST	0	63	63
**D	HAGFORS LIMITED HE R AND H TRUST COMPANY LTD	0	21.553	21.553
**D	STICHTING BLUE SKY LIQUID ASSET FUNDS	0	289.162	289.162
**D	NEW ZEALAND SUPERANNUATION FUND	0	295.318	295.318
**D	STATE UNIVERSITIES RETIREMENT SYSTEM	0	234.930	234.930
**D	MERCER PASSIVE INTERNATIONAL SHARES FUND	0	87.821	87.821
**D	ARIA CO PTY LTD AS TRUSTEE FOR COMBINED INVESTMENTS FUND	0	922.334	922.334
**D	COMMONWEALTH SUPERANNUATION CORPORATION AS TRUSTEE FOR ARIA INVESTMENTS TRUST	0	134.260	134.260
**D	MERCER OSS TRUST	0	13.458	13.458
**D	LORD MAYORS CHARITABLE FUND	0	2.062	2.062
**D	RIVER AND MERCANTILE GLOBAL HIGH ALPHA FUND	0	26.124	26.124
**D	QUEENSLAND INVESTMENT TRUST NO. 2	0	91.200	91.200
**D	QIC INTERNATIONAL EQUITIES FUND	0	71.155	71.155
**D	GOVERNMENT EMPLOYEES SUPERANNUATION BOARD	0	81.540	81.540
**D	DODDINGTON GLOBAL FUND LLC	0	161.482	161.482
**D	GOVERNMENT EMPLOYEES SUPERANNUATION BOARD	0	363.431	363.431
**D	TYCO ELECTRONICS CORPORATION RETIREMENT SAVINGS AND INVESTMENT PLAN	0	19.553	19.553
**D	SAMFORD UNIVERSITY	0	3.436	3.436
**D	S.ROBSON WALTON 1999 CHILDRENS TRUST	0	4.180	4.180
**D	MTC COLLECTIVE FUNDS FOR EMPLOYEE BENEFIT TRUSTS	0	778.008	778.008
**D	TRINITY COLLEGE CAMBRIDGE	0	14.300	14.300
**D	THE TRUSTEES OF THE HENRY SMITH CHARITY	0	55.143	55.143
**D	HRW TESTAMENTARY TRUST NO 6	0	18.871	18.871
**D	WALTON FAMILY FOUNDATION INC	0	245.679	245.679
**D	HRW TESTAMENTARY TRUST NO 2	0	36.076	36.076
**D	HRW TESTAMENTARY TRUST NO. 8	0	13.426	13.426
**D	HRW TESTAMENTARY TRUST NO. 9	0	12.646	12.646

84573 1778

LISTA ESITO DELLE VOTAZIONE

Oggetto: Nomina del Presidente del Collegio Sindacale.

FAVOREVOLI

Badge	Ragione Sociale	Proprio	Delega	Totale
**D	HRW TESTAMENTARY TRUST NO 1	0	10.542	10.542
**D	HRW TESTAMENTARY TRUST NO. 10	0	26.454	26.454
**D	HRW TRUST NO 4 UAD 01/17/03	0	35.984	35.984
**D	HRW TESTAMENTARY TRUST NO. 12	0	24.284	24.284
**D	PRESBYTERIAN CHURCH (USA) FOUNDATION	0	21.551	21.551
**D	NORTHERN TRUST GLOBAL INVESTMENTS COLLECTIVE FUNDS TRUST	0	6.129.405	6.129.405
**D	FORD MOTOR COMPANY DEFINED BENEFIT MASTER TRUST	0	86.587	86.587
**D	FLORIDA COLLEGE SAVINGS PROGRAM	0	3.410	3.410
**D	EXELON PEACH BOTTOM UNIT 1 QUALIFIED FUND 10	0	1.985	1.985
**D	EXELON FITPATRICK QUALIFIED FUND	0	12.298	12.298
**D	CAFEPILLAR INC. GROUP INSURANCE PLAN TRUST	0	9.135	9.135
**D	CENTURLINK, INC. DEFINED CONTRIBUTION PLAN MASTER TRUST	0	118.617	118.617
**D	CATERPILLAR INC MASTER RETIREMENT TRUST	0	161.300	161.300
**D	OWENS CORNING DEFINED BENEFIT MASTER TRUST	0	15.417	15.417
**D	NORTHERN FUNDS - INTERNATIONAL EQUITY INDEX FUND	0	854.409	854.409
**D	NEW IRELAND ASSURANCE COMPANY PLC	0	1.426.042	1.426.042
**D	ACTIVE M INTERNATIONAL EQUITY FUND	0	267.136	267.136
**D	MICHIGAN CATHOLIC CONFERENCE	0	3.823	3.823
**D	LOCKHEED MARTIN CORPORATION MASTER RETIREMENT TRUST	0	184.379	184.379
**D	COMMONWEALTH OF MASSACHUSETTS EMPLOYEES DEFERRED COMPENSATION PLAN	0	86.250	86.250
**D	MICHIGAN CATHOLIC CONFERENCE MASTER PENSION TRUST	0	8.267	8.267
**D	STATE OF IDAHO ENDOWMENT FUND INVESTMENT BOARD	0	108.130	108.130
**D	JTW TRUST NO. 2 UAD 9/19/02	0	11.424	11.424
**D	JTW TRUST NO. 4 UAD 9/19/02	0	16.255	16.255
**D	JTW TRUST NO. 1 UAD 9/19/02	0	8.181	8.181
**D	JTW TRUST NO. 3 UAD 9/19/02	0	12.024	12.024
**D	JTW TRUST NO. 5 UAD 9/19/02	0	7.575	7.575
**D	JOHN T WALTON FAMILY TRUST	0	21.689	21.689
**D	AON PENSION PLAN TRUST AON CORPORATION	0	11.925	11.925
**D	ALM 2010 FAMILY TRUST ALICE WALTON/O WALTON ENTERPRISES LLC	0	132.450	132.450
**D	THE BOEING COMPANY EMPLOYEE SAVINGS PLANS MASTER TRUST	0	221.886	221.886
**D	ACORN 1998 TRUST	0	2.651	2.651
**D	HRW TESTAMENTARY TRUST NO 3	0	19.529	19.529
**D	HRW TRUST NO 1 UAD 01/17/03	0	26.582	26.582
**D	HRW TESTAMENTARY TRUST NO. 11	0	22.762	22.762
**D	HRW TESTAMENTARY TRUST NO 4	0	9.994	9.994
**D	HRW TESTAMENTARY TRUST NO 5	0	11.377	11.377
**D	BRANDES INVESTMENT PARTNERS, LP 401(K) PLAN	0	67.951	67.951
**D	MILTON HERSHEY SCHOOL TRUST	0	18.060	18.060
**D	MONRIAN ALL COUNTRIES WORLD EX-US EQUITY FUND LP	0	1.725.594	1.725.594
**D	CITY OF LOS ANGELES FIRE AND POLICE PENSION PLAN	0	201.118	201.118
**D	ILLINOIS MUNICIPAL RETIREMENT FUND	0	1.202.675	1.202.675
**D	ILLINOIS MUNICIPAL RETIREMENTS FUND	0	1.127.565	1.127.565

Azionisti in delega:

2.541

84573/1779

84573/1780

LISTA ESITO DELLE VOTAZIONE

Oggetto: Nomina del Presidente del Collegio Sindacale.

FAVOREVOLI

Badge	Ragione Sociale	Proprio	Delega	Totale
**D	MERCY INVESTMENT SERVICES INC	0	1	1
**D	MARSH AND MCLENNAN MASTER RETIREMENT TRUST	0	105.790	105.790
**D	MONDRIAN INTERNATIONAL EQUITY FUND I.P.	0	6.131.216	6.131.216
**D	NISSAN NORTH AMERICA INC. EMPLOYEE RETIREMENT PLAN MASTER TRUST	0	16.159	16.159
**D	NEW YORK STATE NURSES ASSOCIATION PENSION PLAN	0	113.310	113.310
**D	GUIDESTONE FUNDS INTERNATIONAL EQUITY INDEX FUND	0	137.591	137.591
**D	GENERAL PENSION AND SOCIAL SECURITY AUTHORITY GPSSA	0	89.865	89.865
**D	CHEVRON MASTER PENSION TRUST	0	102.390	102.390
**D	FLORIDA PREPAID COLLEGE PROGRAM	0	219.986	219.986
**D	STICHTING INSTITUUT GAK	0	11.843	11.843
**D	EAST BAY MUNICIPAL UTILITY DISTRICT	0	153.630	153.630
**D	CITY OF MILWAUKEE EMPLOYEES RETIREMENT SYSTEM	0	661.117	661.117
**D	CENTURYLINK, INC. DEFINED BENEFIT MASTER TRUST	0	99.939	99.939
**D	WYOMING RETIREMENT SYSTEM	0	6.290	6.290
**D	WYOMING RETIREMENT SYSTEM	0	24.035	24.035
**D	UTAH STATE RETIREMENT SYSTEM	0	126.817	126.817
**D	SALT RIVER PIWA-MARICOPA INDIAN COMMUNITY	0	76.260	76.260
**D	NATIONAL WESTMINSTER BANK PLC AS TRUSTEE OF STONEHAGE FLEMING UK EQUIT Y INCOME FUND	0	7.255	7.255
**D	HSBC GLOBAL EQUITY FUND	0	135.600	135.600
**D	FORD MOTOR COMPANY OF CANADA, LIMITED PENSION TRUST	0	15.850	15.850
**D	WORKPLACE HEALTH SAFETY AND COMPENSATION COMMISSION OF NEW BRUNSWICK	0	92.427	92.427
**D	HSBC INTERNATIONAL EQUITY POOLED FUND	0	262.312	262.312
**D	PEPSICO, INC. MASTER TRUST	0	356.392	356.392
**D	PEPSICO CANADA ULC MASTER TRUST	0	115.017	115.017
**D	OPSEU PENSION PLAN TRUST FUND	0	19.224	19.224
**D	LEGAL AND GENERAL GLOBAL EQUITY INDEX FUND	0	10.003	10.003
**D	LEGAL AND GENERAL FUTURE WORLD EQUITY FACTORS INDEX FUND	0	18.330	18.330
**D	LEGAL AND GENERAL FUTURE WORLD ESG DEVELOPED INDEX FUND	0	972	972
**D	LEGAL AND GENERAL EUROPEAN INDEX TRUST	0	1.445.474	1.445.474
**D	STATE STREET GLOBAL ADVISORS GROSS ROLL UP UNIT TRUST	0	171.026	171.026
**D	OKLAHOMA PUBLIC EMPLOYEES RETIREMENT SYSTEM	0	57.152	57.152
**D	OYSTER CREEK ENVIRONMENTAL PROTECTION LLC QUALIFIED NUCLEAR DECOMMISS IONING TRUST	0	804.165	804.165
**D	PAULA CARR	0	7.694	7.694
**D	PAVILION INTERNATIONAL FOCUSED EQUITY POOL	0	102.522	102.522
**D	BLACKROCK AUTHORISED CONTRACTUAL SCHEME 1	0	11.301	11.301
**D	RAMI PARTNERS, LLC	0	1.946.258	1.946.258
**D	LEGAL AND GENERAL AUTHORISED CONTRACTUAL SCHEME	0	146.764	146.764
**D	LEGAL AND GENERAL ICAV	0	1.852	1.852
**D	BRITISH COLUMBIA INVESTMENT MANAGEMENT CORPORATION	0	63.934	63.934
**D	STATE TEACHERS RETIREMENT SYSTEM OF OHIO	0	101.657	101.657
**D	STATE TEACHERS RETIREMENT SYSTEM OF OHIO	0	848.600	848.600
**D	BANCO NACIONAL DE PANAMA, ACTING AS TRUSTEE OF THE FIDEICOMISO DE FONDO DE AHORRO DE PANAMA	0	1.086.705	1.086.705
**D		0	9.772	9.772

LISTA ESITO DELLE VOTAZIONE

Oggetto: Nomina del Presidente del Collegio Sindacale.

FAVOREVOLI

Badge	Ragione Sociale	Proprio	Delega	Totale
**D	ICPS CENTRAL AUTHORISED CONTRACTUAL SCHEME	0	335.700	335.700
**D	BORDER TO COAST AUTHORISED CONTRACTUAL SCHEME	0	150.220	150.220
**D	UBS COMMON CONTRACTUAL FUND	0	706	706
**D	QSUPER	0	36.999	36.999
**D	BLACKROCK UCITS CCF. BLACKROCK ASSET MANAGEMENT IRELAND LIMITED	0	168.689	168.689
**D	INTERNATIONAL BANK FOR RECONSTRUCTION AND DEVELOPMENT ON BEHALF OF THE WORLD BANK GROUP TRUST FUNDS 12.037	0	0	12.037
**D	WEST YORKSHIRE PENSION FUND	0	500.000	500.000
**D	CLEARWATER INTERNATIONAL FUND	0	4.500	4.500
**D	MERSEYSIDE PENSION FUND	0	100.000	100.000
**D	KOMMUNAL LANDSPENSJONSKASSE GJENSIDIG FORSIKRINGSSELSKAP	0	142.124	142.124
**D	VERDIPAPIRFONDET KLP AKSJEEUROPA INDEKS 1	0	141.057	141.057
**D	VERDIPAPIRFONDET KLP AKSJEGLOBAL INDEX 1	0	329.111	329.111
**D	UNIVEST	0	290.496	290.496
**D	STICHTING BEDRIJFSTAKPENSIOENFONDS VOOR HET SCHOONBAK EN GLAZENRASSER SBEDRIJF	0	113.519	113.519
**D	STICHTING BEDRIJFSTAKPENSIOENFONDS VOOR HET BEROEPSVERVOER OVER DE WEG	0	1.034.724	1.034.724
**D	EJARDE AP-FONDEN	0	154.828	154.828
**D	STOREBRAND SICAV	0	7.121	7.121
**D	NORTHERN TRUST UCITS FGR FUND	0	470.594	470.594
**D	ANDRA AP-FONDEN	0	10.389	10.389
**D	ROBECO INSTITUTIONAL UMBRELLA FUND	0	339.849	339.849
**D	THE EUROPEAN ORGANIZATION FOR NUCLEAR RESEARCH PENSION FUND	0	394.816	394.816
**D	RBC PRIVATE OVERSEAS EQUITY POOL	0	89.968	89.968
**D	STICHTING BEDRIJFSTAKPENSIOEN FONDS VOOR DE DETAILHANDEL	0	465.674	465.674
**D	DANSKE INVEST SICAV GLOBAL INDEX	0	181.464	181.464
**D	INVESTING	0	115.038	115.038
**D	VONTOBEL ASSET MANAGEMENT S.A	0	133.126	133.126
**D	UNIVERSE THE CMI CONTINEN. EUROPEANEQUITY	0	240.769	240.769
**D	VONTOBEL FUND (CH) - VESCORE GLOBALEQUITY MULTIFACTOR OLIVIER SCHALBETTER VONTOBEL FONDS SERVICES AG 3.172	0	0	3.172
**D	PINNACLE ICAV	0	153.711	153.711
**D	SAN MATEO COUNTY EMPLOYEES' RETIREMENT ASSOCIATION	0	313.491	313.491
**D	SL MFS LOW VOL GLOB EQ FD	0	12.524	12.524
**D	STATES OF GUERNSEY SUPERANNUATION FUND	0	114.553	114.553
**D	STATES OF GUERNSEY SUPERANNUATION FUND	0	3.946	3.946
**D	CMLA INDEXED GLOBAL SHARE FUND	0	16.912	16.912
**D	LEGAL AND GENERAL ASSURANCE PENSIONS MANAGEMENT LIMITED	0	90.590	90.590
**D	IRISH LIFE ASSURANCE.	0	10.550	10.550
**D	IRISH LIFE ASSURANCE.	0	10.999	10.999
**D	IRISH LIFE ASSURANCE.	0	50.392	50.392
**D	IRISH LIFE ASSURANCE. PLC	0	813.695	813.695
**D	ILA-LA WORLD ESG SCREENED FUND	0	696.632	696.632
**D		0	21.773	21.773

Azionisti in delega:

2.641

84573 1782

LISTA ESITO DELLE VOTAZIONE
 Oggetto: Nomina del Presidente del Collegio Sindacale.

FAVOREVOLI

Badge	Ragione Sociale	Proprio	Delega	Totale
**D	IRISH LIFE ASSURANCE PLC	0	969.427	969.427
**D	CANADA LIFE ASSURANCE EUROPE LIMITED	0	1.438.025	1.438.025
**D	OVERSTONE UCITS FUND PLC	0	72.968	72.968
**D	STICHTING PENSIOENFONDS METAAL EN TECHNIEK MN SERVICES	0	468.740	468.740
**D	STICHTING MN SERVICES	0	1.723.023	1.723.023
**D	THE DFA INTERNATIONAL VALUE SERIESA	0	3.426.705	3.426.705
**D	ZURICH LIFE ASSURANCE PLC	0	982.858	982.858
**D	OLD MUTUAL GLOBAL INVESTORS	0	8.226	8.226
**D	CEFSIL ATF CMLA INTERNATIONAL SHARE FUND	0	31.515	31.515
**D	STICHTING MN SERVICES AANDELENFONDS EUROPA.	0	250.830	250.830
**D	LEGAL AND GENERAL ASSURANCE PENSIONS MANAGEMENT LIMITED	0	272.246	272.246
**D	LEGAL AND GENERAL ASSURANCE PENSIONS MANAGEMENT LIMITED	0	2.292	2.292
**D	LEGAL AND GENERAL ASSURANCE PENSIONS MANAGEMENT LIMITED	0	21.316	21.316
**D	LEGAL AND GENERAL ASSURANCE PENSIONS MANAGEMENT LIMITED	0	5.893	5.893
**D	LEGAL AND GENERAL ASSURANCE PENSIONS MANAGEMENT LIMITED	0	14.015	14.015
**D	LEGAL AND GENERAL ASSURANCE PENSIONS MANAGEMENT LIMITED	0	7.156.953	7.156.953
**D	LEGAL AND GENERAL ASSURANCE PENSIONS MANAGEMENT LIMITED	0	116.486	116.486
**D	LEGAL AND GENERAL ASSURANCE PENSIONS MANAGEMENT LIMITED	0	520.465	520.465
**D	LEGAL AND GENERAL ASSURANCE PENSIONS MANAGEMENT LIMITED	0	406.966	406.966
**D	LEGAL AND GENERAL ASSURANCE PENSIONS MANAGEMENT LIMITED	0	94.125	94.125
**D	LEGAL AND GENERAL ASSURANCE PENSIONS MANAGEMENT LIMITED	0	17.549	17.549
**D	LEGAL AND GENERAL ASSURANCE PENSIONS MANAGEMENT LIMITED	0	211.355	211.355
**D	LEGAL AND GENERAL ASSURANCE PENSIONS MANAGEMENT LIMITED	0	30.347	30.347
**D	LEGAL AND GENERAL ASSURANCE PENSIONS MANAGEMENT LIMITED	0	5.792	5.792
**D	LEGAL AND GENERAL ASSURANCE PENSIONS MANAGEMENT LIMITED	0	4.442	4.442
**D	LEGAL AND GENERAL ASSURANCE PENSIONS MANAGEMENT LIMITED	0	15.917	15.917
**D	LEGAL AND GENERAL ASSURANCE PENSIONS MANAGEMENT LIMITED	0	2.878	2.878
**D	SUMMIT INVESTMENT FUNDS PLC IRISH LIFE INVESTMENT MANAGERS	0	57.276	57.276
**D	LEGAL AND GENERAL ASSURANCE PENSIONS MANAGEMENT LIMITED	0	66.403	66.403
**D	LEGAL AND GENERAL ASSURANCE PENSIONS MANAGEMENT LIMITED	0	40.579	40.579
**D	LEGAL AND GENERAL ASSURANCE PENSIONS MANAGEMENT LIMITED	0	59.622	59.622
**D	LEGAL AND GENERAL ASSURANCE PENSIONS MANAGEMENT LIMITED	0	72.725	72.725
**D	LEGAL AND GENERAL ASSURANCE PENSIONS MANAGEMENT LIMITED	0	154.364	154.364
**D	LEGAL AND GENERAL ASSURANCE PENSIONS MANAGEMENT LIMITED	0	72.620	72.620
**D	LEGAL AND GENERAL INVESTMENT MANAGEMENT	0	18.743	18.743
**D	LEGAL AND GENERAL ASSURANCE PENSIONS MANAGEMENT LIMITED	0	119.930	119.930
**D	LEGAL AND GENERAL ASSURANCE PENSIONS MANAGEMENT LIMITED	0	108.169	108.169
**D	LEGAL AND GENERAL ASSURANCE PENSIONS MANAGEMENT LIMITED	0	68.538	68.538
**D	LEGAL AND GENERAL ASSURANCE PENSIONS MANAGEMENT LIMITED	0	1.234.452	1.234.452
**D	CITITRUST LTD	0	7.025	7.025
**D	LEGAL AND GENERAL ASSURANCE PENSIONS MANAGEMENT LIMITED	0	106.300	106.300
**D	MANULIFE GLOBAL FUND.	0	115.614	115.614
**D	AEGON CUSTODY B.V	0	5.638	5.638

LISTA ESITO DELLE VOTAZIONE

Oggetto: Nomina del Presidente del Collegio Sindacale.

FAVOREVOLI

Badge	Ragione Sociale	Proprio	Delega	Totale
**D	REGON CUSTODY B.V	0	277.988	277.988
**D	THE NOMURA TRUST AND BANKING CO LTD	0	139.816	139.816
**D	THE NOMURA TRUST AND BANKING CO LTD	0	5.286	5.286
**D	SUMMIT MUTUAL FUNDS PUBLIC LIMITED COMPANY IRISH LIFE INVESTMENT MANAGERS	0	34.909	34.909
**D	BERESFORD FUNDS PLC	0	692.598	692.598
**D	CFSL - COMMONWEALTH GLOBAL SHARE FUND 22	0	534.529	534.529
**D	CFSL - COMMONWEALTH GLOBAL SHARE FUND 23	0	164.605	164.605
**D	STICHTING PGM DEPOSITARY	0	1.994.944	1.994.944
**D	STICHTING PGM DEPOSITARY	0	400.981	400.981
**D	INTERNATIONAL EQUITIES FUND	0	22.511	22.511
**D	NATIONAL COUNCIL FOR SOCIAL SECURITY FUND.	0	47.794	47.794
**D	REGON CUSTODY B.V.	0	127.263	127.263
**D	CFSL - COLONIAL FIRST STATE GLOBAL ASSET MANAGEMENT MULTI SECTOR TRUST 1	0	978	978
**D	SDA INTL EQUITY INDEX FD-WORLD	0	66.132	66.132
**D	CBOSC-CBGS-MGSS07	0	48.761	48.761
**D	JANUS HENDERSON CAPITAL FUNDS PLC	0	645	645
**D	CBOSC ATF CW BK GRP SUP WSS08	0	59.104	59.104
**D	FINEBRIDGE FUND SERIES FINEBRIDGE EUROPE EQUITY FUND	0	29.086	29.086
**D	JOHN HANCOCK VARIABLE INSURANCE TRUST INTERNATIONAL EQUITY INDEX TRUST	0	98.316	98.316
**D	LEGAL AND GENERAL COLLECTIVE INVESTMENT TRUST..	0	864	864
**D	LEGAL AND GENERAL COLLECTIVE INVESTMENT TRUST..	0	5.580	5.580
**D	LEGAL AND GENERAL COLLECTIVE INVESTMENT TRUST..	0	574.326	574.326
**D	CFSL RE COLONIAL FIRST STATE INVESTMENT FUND 10	0	119.737	119.737
**D	VICTORY MARKET NEUTRAL INCOME FUND	0	32.924	32.924
**D	NEWBURG NOMINEES LIMITED INVESTORS WHOLESALE GLOBAL EQUITY (INDEX) TRUST	0	109.225	109.225
**D	LATVIJAS BANKA	0	30.160	30.160
**D	JOHN HANCOCK FUNDS II INTERNATIONAL STRATEGIC EQUITY ALLOCATION FUND	0	26.321	26.321
**D	MACQUARIE MULTI FACTOR FUND	0	40.208	40.208
**D	HOFSTELUS POOLED SUPERANNUATION TRUST	0	51.043	51.043
**D	VICTORYSHARES DEVELOPED ENHANCED VOLATILITY WTD INDEX ETF	0	4.926	4.926
**D	VICTORYSHARES INTERNATIONAL VOLATILITY WTD INDEX ETF	0	143	143
**D	CITIFRUST LIMITED AS TRUSTEE OF BLACKROCK PREMIER FUNDS-BLACKROCK WORLD EQUITY INDEX FUND	0	16.174	16.174
**D	VICTORYSHARES INTERNATIONAL HIGHDIV VOLATILITY WTD INDEX ETF	0	64.565	64.565
**D	INVESCO POOLED INVESTMENT FUND-GLOBAL STRATEGIC EQUITY FUND	0	5.864	5.864
**D	WARHAM INVESTMENTS PTY LIMITED	0	22.969	22.969
**D	STICHTING PGM DEPOSITARY	0	1.053.812	1.053.812
**D	STICHTING ALGEMEN PENSIOENFONDS	0	96.298	96.298
**D	COLONIAL FIRST STATE INVESTMENT FUND.	0	53.709	53.709
**D	APPIAN ASSET MANAGEMENT	0	351.866	351.866
**D	ABERDEEN INVESTMENT FUNDS UK ICVC II - ABERDEEN EUROPEAN EQUITY TRACKER FUND	0	26.403	26.403
**D	USA INTERNATIONAL FUND	0	669.990	669.990
**D	VICTORYSHARES USAA MSCI INTERNATIONAL VALUE MOMENTUM ETF	0	64.270	64.270
**D	LEGAL AND GENERAL COLLECTIVE INVESTMENT TRUST.	0	4.984	4.984

84573/1783

84573 / 1784

LISTA ESITO DELLE VOTAZIONE
 Oggetto: Nomina del Presidente del Collegio Sindacale.

FAVOREVOLI

Badge	Ragione Sociale	Proprio	Delega	Totale
**D	TIMOTHY PLAN INTERNATIONAL ETF.	0	8.522	8.522
**D	UNIFIED ACCUMULATIVE PENSION FUND JOINT STOCK COMPANY	0	21.073	21.073
**D	SUN LIFE MFS GLOBAL TOTAL RETURN FUND SUN LIFE GLOBAL INVESTMENTS (CANADA) INC	0	281.194	281.194
**D	INTERNATIONAL RESEARCH EQUITY EXTENDED MASTER FUND (CAYMAN) L.P. C/O INTERTRUST CORP SYCS (CAYMAN) LTD 194.409	0	0	194.409
**D	STATERA MASTER INVESTORS (CAYMAN) L.P.	0	151	151
**D	PANAGORA ASSET MANAGEMENT INC.	0	98	98
**D	PANAGORA ASSET MANAGEMENT INC	0	383	383
**D	STOCK SELECTOR GLOBAL EQUITY INCUBATOR	0	261	261
**D	TWO SIGMA EQUITY SPECTRUM PORTFOLIO - EUR A/C MSPB	0	364	364
**D	GOTHAM CAPITAL V LLC	0	145	145
**D	CORECOMMODITY MANAGEMENT-FOUNDERS II MASTER FUND LTD. DMS CORP. SERVICES LTD.	0	1.879	1.879
**D	CORECOMMODITY MANAGEMENT - FOUNDERS ABSOLUTE RETURN MASTER FUND LTD. C/O DMS CORPORATE SERVICES LTD 6.240	0	0	6.240
**D	THE MANZANITA FOUNDATION C/O SKP LLP	0	12.358	12.358
**D	VIA RAIL CANADA INC MASTER TRUST 3	0	23.793	23.793
**D	RBC QUBE LOW VOLATILITY ALLCOUNTRY WORLD EQUITY FUND	0	7.967	7.967
**D	RBC QUBE LOW VOLATILITY GLOBAL EQUITY FUND	0	801.711	801.711
**D	SL MFS LOW VOL INTL EQ FD	0	2.710	2.710
**D	THE TM OVERSTONE UCITS EQUITY INCOME FUND	0	324.698	324.698
**D	SUN LIFE MFS MONTHLY INCOME FUND	0	10.707	10.707
**D	TRANSAMERICA LIFE INSURANCE COMPANY	0	22.075	22.075
**D	CWB ONYX GLOBAL EQUITY FUNO	0	35.589	35.589
**D	NBIMC SAFE EQUITY INDEX FUND	0	61.603	61.603
**D	RR CPE GARDERIE QC	0	119.645	119.645
**D	RBC QUBE STABLE DIVIDEND GLOBAL	0	12.291	12.291
**D	MB HIGH INCOME EQUITY FUND	0	33.468	33.468
**D	NBIMC SAFE EQUITY INDEX FUND - CLASS N	0	3.589	3.589
**D	TREDJE AP-FONDEN	0	6.973	6.973
**D	ANTIPODES GLOBAL FUND	0	1.983.410	1.983.410
**D	ANTIPODES GLOBAL FUND - LONG	0	549.457	549.457
**D	PERPETUAL ECONOMIC DIVERSIFICATION GLOBAL EQUITY FUND	0	37.002	37.002
**D	THE ENDEAVOUR II FUND	0	6.296	6.296
**D	UNITED FOOD AND COMMERCIAL WORKERS UNION LOCAL 152 RETAIL MEAT PENSION PLAN	0	5.796	5.796
**D	ANTIPODES GLOBAL SHARES (QUOTED MANAGED FUND)	0	12.718	12.718
**D	S AND W UK RES STG 474	0	2.240	2.240
**D	ATLAS MASTER LTD	0	6.314	6.314
**D	WELLINGTON MANAGEMENT COMPANY LLP	0	3.999	3.999
**D	LEGG MASON INC.	0	1.034	1.034
**D	CANADA LIFE ASSURANCE EUROPE PLC	0	25.697	25.697
**D	TEMPLETON SELECT GLOBAL EQUITY FUND	0	4.436	4.436
**D	MANULIFE INTERNATIONAL EQUITY FUND	0	419.919	419.919
**D	BALYASNY ASSET MANAGEMENT LP	0	136.432	136.432

LISTA ESITO DELLE VOTAZIONE

Oggetto: Nomina del Presidente del Collegio Sindacale.

FAVOREVOLI

Badge	Ragione Sociale	Proprio	Delega	Totale
**D	ARROWSTREET ACWI EX US ALPHA EXTENSION FUND VII	0	59.353	59.353
**D	SPARINVEST POOL - EUROPE EQUITY	0	252.970	252.970
**D	SPARINVEST EUROPEAN VALUE	0	226.805	226.805
**D	DWS INVESTMENT GMBH FOR VERMOEGENSMANAGEMENT	0	60.034	60.034
**D	DWS INVESTMENT GMBH FOR ALBATROS FONDS	0	13.576	13.576
**D	DWS INVESTMENT GMBH FOR DWS VORSORGE AS (DYNAMIK)	0	31.599	31.599
**D	DWS INVESTMENT GMBH FOR DWS VORSORGE AS (FLEX)	0	12.917	12.917
**D	DWS INVESTMENT GMBH FOR DYNAMIC EUROPE BALANCE	0	22.965	22.965
**D	DWS INVESTMENT GMBH FOR MULTI-INDEX EQUITY FUND	0	18.978	18.978
**D	ACTIVE STOCK MASTER PORTFOLIO OF MASTER INVESTMENT PORTFOLIO	0	4.536	4.536
**D	ISHARES II PUBLIC LIMITED COMPANY	0	7.581.941	7.581.941
**D	ISHARES PUBLIC LIMITED COMPANY	0	962.207	962.207
**D	ISHARES V PUBLIC LIMITED COMPANY	0	48.418	48.418
**D	ISHARES I VI PUBLIC LIMITED COMPANY	0	2.001.105	2.001.105
**D	ISHARES VI PUBLIC LIMITED COMPANY	0	724.026	724.026
**D	ISHARES IV PUBLIC LIMITED COMPANY	0	1.573.131	1.573.131
**D	ISHARES VII PLC	0	5.817.862	5.817.862
**D	ABN AMRO MULTI-MANAGER FUNDS	0	1.798.390	1.798.390
**D	BLACKROCK AM DE AG FOR ISHS CORE EURO STOXX 50 UCITS ETF (DE)	0	5.325.969	5.325.969
**D	BLACKROCK AM DE FOR ISHARES EURO STOXX UCITS ETF (DE)	0	678.567	678.567
**D	BLACKROCK AM DE FOR ISHARES STOXX EUROPE 50 UCITS ETF (DE)	0	128.586	128.586
**D	BLACKROCK AM DE FOR ISHARES STOXX EUROPE LARGE 200 UCITS ETF	0	30.832	30.832
**D	BLACKROCK AM DE FOR ISHES STOXX EUROPE600 OIL+GAS UCITS ETF DE	0	3.176.614	3.176.614
**D	BLACKROCK AM DE FOR ISHARES STOXX EUROPE 600 UCITS ETF (DE)	0	1.800.458	1.800.458
**D	PARTNERS HEALTHCARE SYSTEM INC	0	195.854	195.854
**D	TEACHERS' RETIREMENT SYSTEM OF THE STATE OF ILLINOIS	0	708.956	708.956
**D	KAISER FOUNDATION HOSPITALS	0	979.572	979.572
**D	FIDELITY RUTLAND SQUARETRUST II: STRATEGIC ADVISERS INT	0	421.430	421.430
**D	BRUNEI INVESTMENT AGENCY	0	1.266.807	1.266.807
**D	INTERNATIONALE KAPITALANLAGESELFSCHAFT MBH FOR ANP	0	30.102	30.102
**D	SCHWAB INTERNATIONAL EQUITY ETF	0	6.611	6.611
**D	SCHWAB FUNDAMENTAL INTERNATIONAL LARGE COMPANY INDEX ETF	0	3.167.550	3.167.550
**D	DUPONT PENSION TRUST	0	2.081.540	2.081.540
**D	JOHN HANCOCK VAR INS TRUST STRATEGIC EQUITY ALLOCATION	0	551	551
**D	JOHN HANCOCK FUNDS II STRATEGIC EQUITY ALLOCATION FUND	0	529.215	529.215
**D	JOHN HANCOCK HEDGED EQUITY AND INCOME FUND	0	256.896	256.896
**D	PENSION BENEFIT GUARANTY CORPORATION	0	27.027	27.027
**D	INTERNATIONALE KAPITAL MBH FOR LH-PRIVATEANTE-AKTIEH	0	261.780	261.780
**D	INTERNATIONAL PAPER CO COMMINGLED INVESTMENT GROUP	0	160.000	160.000
**D	BMO DISCIPLINED INTERNATIONAL EQUITY FUND	0	524.503	524.503
**D	INTERNATIONAL KAPITALANLAGESELFSCHAFT MBH FOR	0	71.960	71.960
**D	DEKA INVESTMENT GMBH FOR KDF	0	314.003	314.003
**D		0	36.445	36.445

84573/785

84573 / 1486

LISTA ESITO DELLE VOTAZIONE
 Oggetto: Nomina del Presidente del Collegio Sindacale.

FAVOREVOLI

Badge	Ragione Sociale	Proprio	Delega	Totale
**D	DEKA INVESTMENT GMBH FOR KDF 3	0	43.100	43.100
**D	ALLIANZ GLOBAL INVESTORS GMBH FOR DEI-FONDS SFT 4	0	14.750	14.750
**D	MFS DEVELOPMENT FUNDS, LLC	0	5.633	5.633
**D	MFS EQUITY INCOME FUND	0	157.478	157.478
**D	MFS HERITAGE TRUST COMPANY COLLECTIVE INVESTMENT TRUST	0	547.394	547.394
**D	MFS LOW VOLATILITY GLOBAL EQUITY FUND	0	122.258	122.258
**D	MFS BLENDED RESEARCH INTERNATIONAL EQUITY FUND	0	271.837	271.837
**D	GOLDMAN SACHS TRST II - GOLDMAN SACHS MULTI-MGR GLOBAL	0	29.082	29.082
**D	GOLDMAN SACHS TRST II - MULTI-MANAGER INTERNL EQUITY FUND	0	197.106	197.106
**D	GOLDMAN SACHS TRUST COMPANY N A COLLECTIVE TRUST	0	14.753	14.753
**D	GOLDMAN SACHS TRUST- GOLDMAN SACHS GLOBAL	0	8.653	8.653
**D	ALLIANCEBERNSTEIN GLOBAL RISK ALLOCATION FUND INC	0	4.936	4.936
**D	ALLIANCEBERNST VAR PROD SER F INC.ALLIANCEB DYN ASSET	0	24.216	24.216
**D	THE MASTER TRUST BK OF JP LTD: HITACHI FOREIGN EQ INDEX MF	0	66.406	66.406
**D	SPDR MSCI WORLD QUALITY MIX FUND	0	959	959
**D	ALASKA ELECTRICAL PENSION PLAN	0	51.148	51.148
**D	IBM RETIREMENT PLAN	0	12.809	12.809
**D	INTERNATIONALE KAG MBH FOR 189600 LIPPENCO	0	11.000	11.000
**D	ALLIANZ GLOBAL INV GMBH FOR ALLIANZGI-FONDS SFT2	0	51.716	51.716
**D	DWS INVESTMENT GMBH FOR DEAM FONDS BES	0	11.400	11.400
**D	THORNBURG GLOBAL INVESTMENT PLC	0	35.836	35.836
**D	ARIZONA STATE RETIREMENT SYSTEM	0	91.362	91.362
**D	AMERICAN CENTURY STRATEGIC ASSET ALL, INC. STRAT ALL COMS F	0	17.612	17.612
**D	AMERICAN CENTURY STRAT ASSET ALL, INC. STRAT ALL MODERATE F	0	48.222	48.222
**D	AMERICAN CENTURY STRAT ASSET ALL, INC. STRATEGIC ALL AGGR F	0	43.278	43.278
**D	AMERICAN CENT WORLD MUT FDS, INC-NT NON-U.S. INTRINSIC VALUE FD	0	812.053	812.053
**D	AMERICAN CENTURY ETF TRUST - AMERICAN CENT QUALITY DIV INT	0	51.075	51.075
**D	AMERICAN CENTURY RETIREMENT DATE TRUST	0	455.308	455.308
**D	JP TR SERV BK LTD ATF MATB MSCI KOKUSAI INDEX MOTHER F	0	13.484	13.484
**D	ALPS INTERNATIONAL SECTOR DIVIDEND DOGS ETF	0	331.687	331.687
**D	ANIMA FUNDS PLC	0	100.717	100.717
**D	THE MASTER TRUST BK OF JP RE F RUSSELL INV (JP) INTL EQUITY F	0	15.760	15.760
**D	ARCHITAS MULTI-MANAGER GLOBAL FUNDS UNIT TRUST	0	110.014	110.014
**D	ARCHITAS MULTI-MANAGER GLOBAL FUNDS UNIT TRUST	0	78.000	78.000
**D	AXA ROSENBERG EQUITY ALPHA TRUST	0	56.969	56.969
**D	STATE OF ALASKA RETIREMENT AND BENEFITS PLANS	0	959.763	959.763
**D	THE WALT DISNEY COMPANY RETIREMENT PLAN MASTER TRUST	0	40.638	40.638
**D	BRANDES INVESTMENT FUNDS PLC	0	637.685	637.685
**D	BMO MSCI EAFE INDEX ETF	0	504.704	504.704
**D	BMO MSCI EAFE INDEX ETF	0	1.844	1.844
**D	COLLEGE RETIREMENT EQUITIES FUND	0	1.178.559	1.178.559
**D	TIAA-CREF SOCIAL CHOICE INTERNATIONAL EQUITY FUND	0	202.865	202.865
**D	BRIGHTHOUSE FUNDS TRUST I - AB GLOBAL DYNAMIC ALLOCATION	0	220.087	220.087

LISTA ESITO DELLE VOTAZIONE
 Oggetto: Nomina del Presidente del Collegio Sindacale.

FAVOREVOLI

Badge	Ragione Sociale	Proprio	Delega	Totale
**D	BRIGHTHOUSE FUNDS TRUST I - SCHRÖDERS GLOBAL MULTI-ASSET	0	23.454	23.454
**D	UBS (US) GROUP TRUST	0	154.423	154.423
**D	CENTRAL PROVIDENT FUND BOARD	0	3.358	3.358
**D	CALVERT VP EAFE INTERNATIONAL INDEX PORTFOLIO	0	20.836	20.836
**D	XTRACKER (IE) PUBLIC LIMITED COMPANY	0	660.022	660.022
**D	CAISSE DE DEPOT ET PLACEMENT DU QUEBEC	0	3.441.533	3.441.533
**D	AMERICAN BEACON INTERNATIONAL EQUITY FUND	0	2.228.055	2.228.055
**D	THE REGENTS OF THE UNIVERSITY OF CALIFORNIA	0	1.047.167	1.047.167
**D	EATON VANCE TAX-MANAGED GLOBAL BUY-WRITE OPPORTUNITIES	0	26.016	26.016
**D	FISHER INVESTMENTS INSTITUTIONAL FUNDS PLC	0	8.668	8.668
**D	PARAMETRIC INTERNATIONAL EQUITY FUND	0	237.831	237.831
**D	FUNDO DE SEGURANCA SOC GOV. DA REGIAO ADM. ESPECIAL DE	0	120.074	120.074
**D	PROFESSIONALS' GLOBAL EQUITY FUND	0	80.763	80.763
**D	EATON VANCE EQUITY HARVEST FUND LLC	0	2.481	2.481
**D	U.S. LEGACY INCOME COMMON TRUST FUND	0	4.248	4.248
**D	TAX - MANAGED INTERNATIONAL EQUITY PORTFOLIO	0	21.212	21.212
**D	MERGER GE INTERNATIONAL EQUITY FUND	0	71.309	71.309
**D	RUSSELL INVESTMENT COMPANY MULTIFACTOR INTERNATIONAL EQUITY	0	13.371	13.371
**D	PARTNERS HEALTHCARE MASTER TRUST FOR ERISA ASSETS	0	21.728	21.728
**D	HARTFORD MULTIFACTOR INTERNATIONAL FUND	0	995	995
**D	HEALTHONE	0	25.317	25.317
**D	TRANSAMERICA INTERNATIONAL STOCK	0	44.506	44.506
**D	TRANSAMERICA INTERNATIONAL EQUITY INDEX VP	0	9.338	9.338
**D	TANGERINE BALANCED INCOME PORTFOLIO	0	6.362	6.362
**D	TANGERINE BALANCED PORTFOLIO	0	41.685	41.685
**D	TANGERINE BALANCED GROWTH PORTFOLIO	0	39.901	39.901
**D	TANGERINE EQUITY GROWTH PORTFOLIO	0	45.002	45.002
**D	MASSMUTUAL SELECT T. HOWE PRICE INTERNATIONAL EQUITY	0	194.194	194.194
**D	MM MSCI EAFE INTERNATIONAL INDEX FUND	0	41.342	41.342
**D	GMO RESOURCES FUND	0	143.288	143.288
**D	SPDR S+P GLOBAL NATURAL RESOURCES ETF	0	761.357	761.357
**D	J & J PENSION FUND OFP	0	184.335	184.335
**D	RUSSELL INVESTMENT COMPANY PLC	0	157.439	157.439
**D	JNL/ALLIANCEBERNSTEIN DYNAMIC ASSET ALLOCATION FUND	0	23.785	23.785
**D	JNL/MELLON CAPITAL EUROPEAN 30 FUND	0	203.137	203.137
**D	JNL/MELLON CAPITAL MSCI WORLD INDEX FUND	0	19.720	19.720
**D	PENSIONRESSE JOHNSON & JOHNSON SCHWEIZ	0	127.137	127.137
**D	OPENWORLD PUBLIC LIMITED COMPANY	0	6.075	6.075
**D	RUSSELL INVESTMENTS INSTITUTIONAL FUNDS PLC	0	31.003	31.003
**D	MULTI-STYLE, MULTI-MANAGER FUNDS PLC	0	144.356	144.356
**D	STATE STREET GLOBAL ALL-CAP EQUITY EX-US INDEX PORTFOLIO	0	231.320	231.320
**D	STATE STREET DISCIPLINED GLOBAL EQUITY PORTFOLIO	0	1.026	1.026
**D	STATE STREET INTERNATIONAL DEVELOPED EQUITY	0	643.355	643.355

84573/187

LISTA ESITO DELLE VOTAZIONI

Oggetto: Nomina del Presidente del Collegio Sindacale.

FAVOREVOLI

Badge	Ragione Sociale	Proprio	Delega	Totale
**D	LOS ANGELES COUNTY EMPLOYEES RETIREMENT ASSOCIATION	0	714.130	714.130
**D	INTERNATIONALE KAPITALANLAGEGESELLSCHAFT MBH FOR DC	0	319.517	319.517
**D	SPDR PORTFOLIO MSCI GLOBAL STOCK MARKET ETF	0	10.510	10.510
**D	SPDR MSCI EAFE STRATEGICFACTORS ETF	0	25.385	25.385
**D	SPDR MSCI WORLD STRATEGICFACTORS ETF	0	1.064	1.064
**D	HARTFORD MULTIFACTOR DEVELOPED MARKETS	0	729.254	729.254
**D	HARTFORD MULTIFACTOR LOW VOLATILITY	0	1.353	1.353
**D	MARYLAND STATE RETIREMENT & PENSION SYSTEM	0	439.715	439.715
**D	RUSSELL INV MULTI-ASSET FACTOR EXPOSURE FUND	0	10.248	10.248
**D	ALLIANZ GLOBAL INVESTORS GMBH FOR ALLIANZ VERN. EUROPA	0	593.075	593.075
**D	THE PRUDENTIAL INSURANCE COMPANY OF AMERICA	0	201.800	201.800
**D	MDPIM INTERNATIONAL EQUITY INDEX POOL	0	114.920	114.920
**D	MGI FUNDS PLC	0	139.292	139.292
**D	MERCER QIF CCF	0	114.495	114.495
**D	MERCER GLOBAL EQUITY FUND	0	81.042	81.042
**D	GTA PANTHER FUND L.P	0	11.758	11.758
**D	MERCER QIF CCF	0	22.049	22.049
**D	MERCER QIF CCF	0	879.272	879.272
**D	MERCER UCITS COMMON CONTRACTUAL FUND	0	1.873	1.873
**D	MGI FUNDS PLC	0	162.971	162.971
**D	BRIGHTHOUSE FUNDS TRUST I - PANAGORA GLOBAL DIV RISK	0	4.165	4.165
**D	RUSSELL COMMON CONTRACTUAL FUND	0	7.737	7.737
**D	NORTHROP GRUMMAN CORPORATION VEBB MASTER TRUST I	0	6.230	6.230
**D	STATE OF NEW JERSEY COMMON PENSION FUND D	0	1.279.333	1.279.333
**D	ONTARIO TEACHERS PENSION PLAN BOARD	0	2.296.517	2.296.517
**D	NEW SHIPS, INC. PENSION MASTER TRUST	0	141.832	141.832
**D	BRANDES GLOBAL OPPORTUNITIES FUND	0	200.827	200.827
**D	COSMOPOLITAN INVESTMENT FUND	0	121.332	121.332
**D	FIDELITY INTERNATIONAL HIGH DIVIDEND INDEX ETF	0	82.802	82.802
**D	PIMCO FUNDS: GLOBAL INVESTORS SERIES PLC	0	11.297	11.297
**D	PIMCO FUNDS: GLOBAL INVESTORS SERIES PLC	0	19.595	19.595
**D	PIMCO FUNDS: GLOBAL INVESTORS SERIES PLC	0	96.006	96.006
**D	PIMCO FUNDS: GLOBAL INVESTORS SERIES PLC	0	1.607	1.607
**D	PIMCO FUNDS: GLOBAL INVESTORS SERIES PLC	0	298	298
**D	PRINCIPAL EX-TRADED FUNDS-PRINC INT MUL-FACT CORE INDEX ETF	0	2.496	2.496
**D	PACIFIC SELECT FUND -PD INTERNATIONAL LARGE-CAP PORTFOLIO	0	86.205	86.205
**D	PACIFIC SELECT FUND-INTERNATIONAL EQUITY INCOME PORTFOLIO	0	176.876	176.876
**D	ARROWSTREET (CANADA) INT DEV MARKET EX US ALPHA	0	15.775	15.775
**D	DWS INVESTMENT GMBH FOR DEAM-FONDS PPC GEO	0	4.704	4.704
**D	DWS INVESTMENT GMBH FOR DEAM-FONDS BW GERMANY	0	8.525	8.525
**D	DWS INVESTMENT GMBH FOR DEAM FONDS BBRL	0	76.500	76.500
**D	DWS INVESTMENT GMBH FOR STIFTUNGSFONDS SVOF	0	9.404	9.404
**D	DWS INVESTMENT GMBH FOR STIFTUNGSFONDS SVC 1	0	7.986	7.986

84573 / 1788

LISTA ESITO DELLE VOTAZIONE
 Oggetto: Nomina del Presidente del Collegio Sindacale.

FAVOREVOLI

Badge	Ragione Sociale	Proprio	Delega	Totale
**D	DWS INVESTMENT GMBH FOR DEAM-FONDS CPT	0	20.000	20.000
**D	PANAGORA DYNAMIC GLOBAL EQUITY (EX TOBACCO) FUND	0	21.340	21.340
**D	THRIVENT MODERATE ALLOCATION PORTFOLIO	0	19.161	19.161
**D	THRIVENT MODERATELY AGGRESSIVE ALLOCATION PORTFOLIO	0	5.493	5.493
**D	THRIVENT AGGRESSIVE ALLOCATION PORTFOLIO	0	2.118	2.118
**D	THRIVENT MODERATE ALLOCATION FUND	0	3.463	3.463
**D	THRIVENT MODERATELY AGGRESSIVE ALLOCATION FUND	0	6.740	6.740
**D	THRIVENT AGGRESSIVE ALLOCATION FUND	0	1.913	1.913
**D	THRIVENT PARTNER WORLDWIDE ALLOCATION FUND	0	48.880	48.880
**D	THRIVENT PARTNER WORLDWIDE ALLOCATION PORTFOLIO	0	89.634	89.634
**D	THRIVENT BALANCED INCOME PLUS FUND	0	8.617	8.617
**D	THRIVENT BALANCED INCOME PLUS PORTFOLIO	0	10.315	10.315
**D	THRIVENT GLOBAL STOCK FUND	0	124.904	124.904
**D	THRIVENT GLOBAL STOCK PORTFOLIO	0	72.971	72.971
**D	THRIVENT CORE INTERNATIONAL EQUITY FUND	0	171.504	171.504
**D	THRIVENT DIVERSIFIED INCOME PLUS FUND	0	13.721	13.721
**D	THRIVENT DIVERSIFIED INCOME PLUS PORTFOLIO	0	10.548	10.548
**D	THRIVENT INTERNATIONAL INDEX PORTFOLIO	0	4.246	4.246
**D	RUSSELL INVESTMENTS CANADIAN DIVIDEND POOL	0	21.685	21.685
**D	RUSSELL INVESTMENTS GLOBAL EQUITY POOL	0	167.969	167.969
**D	RUSSELL INVESTMENTS OVERSEAS EQUITY POOL	0	92.848	92.848
**D	RUSSELL INVESTMENTS MULTI-FACTOR INTERNATIONAL EQUITY	0	1.179	1.179
**D	RUSSELL INVESTMENTS OVERSEAS EQUITY FUND	0	47.228	47.228
**D	GOV OF HM THE SULTAN AND YANG DI-PERTUAN OF BRUNEI DARUSSALAM	0	102.129	102.129
**D	BIMCOR OVERSEAS POOLED FUND	0	77.059	77.059
**D	ALBERTA INVESTMENT MANAGEMENT CORPORATION	0	424.100	424.100
**D	DESJARDINS DEVEL EX-USA EX-CANADA MULTIF - CONTROLLED VOL ETF	0	18.376	18.376
**D	BANK OF KOREA	0	80.250	80.250
**D	BANK OF KOREA	0	10.517	10.517
**D	STATE STREET IRELAND UNIT TRUST	0	254.197	254.197
**D	SSGA SPDR ETFs EUROPE I PUBLIC LIMITED COMPANY	0	255.313	255.313
**D	SSGA SPDR ETFs EUROPE II PUBLIC LIMITED COMPANY	0	1.529.998	1.529.998
**D	SIR DAVID TRENCH FUND FOR RECREATION	0	2.930	2.930
**D	CALIFORNIA PUBLIC EMPLOYEES RETIREMENT SYSTEM	0	4.174.700	4.174.700
**D	DELTASHARES S+P INTERNATIONAL MANAGED RISK ETF	0	6.170	6.170
**D	TEACHER RETIREMENT SYSTEM OF TEXAS	0	4.096.015	4.096.015
**D	DWS INVESTMENT GMBH FOR DEAM-FONDS PG EQ	0	53.488	53.488
**D	AXA INV MAN SCHWEIZ AG OBO AXA (CH) STRAT FD - GLOBAL EQ CHF	0	7.022	7.022
**D	PINEBRIDGE GLOBAL FUNDS	0	7.894	7.894
**D	DWS INVESTMENT GMBH FOR DEAM-FONDS GSK 1	0	32.004	32.004
**D	UNITED GLOBAL RESOURCES FUND	0	6.602	6.602
**D	UBS (IRL) ETF PIC	0	66.589	66.589
**D	SO CA UFCW UNIONS AND FOOD EMPLOYERS JOINT PENSION TRUST	0	238.262	238.262

84573/1789

84573 1190

LISTA ESITO DELLE VOTAZIONE

Oggetto: Nomina del Presidente del Collegio Sindacale.

FAVOREVOLI

Badge	Ragione Sociale	Proprio	Delega	Totale
**D	ALLIANZ GLOBAL INVESTORS GMBH FOR ALLIANZGI-FONDS VDB	0	16.911	16.911
**D	VANGUARD FTSE DEVELOPED EUROPE INDEX ETF	0	8.371	8.371
**D	VANECK VECTORS NATURAL RESOURCES ETF	0	21.215	21.215
**D	THE WELLINGTON TR COM NATIONAL ASS MULT COLLECT INV F	0	149.158	149.158
**D	THE WELLINGTON TR CO NAT ASS MULT C TR F TR, OPPORT EQ PTF	0	100.332	100.332
**D	WELLINGTON TR CO NAT ASS MULT COM DIVER INFL HEDGED II	0	13.912	13.912
**D	THE WELLINGTON TR CO NAT ASS MULT COLLECTIVE INV F TRUST	0	147.355	147.355
**D	WELLINGTON TR CO NAT ASS MULT COM TR FD TR GLB MAN RISK PORT	0	26.515	26.515
**D	WELLINGTON TST CO NAT ASS MUL COM TST FD TST CON VALUE INF	0	425.629	425.629
**D	WELLINGTON TST CO, NAT ASS MULT COM T F T - INT CON VA PORT	0	898.872	898.872
**D	WISDOMTREE ISSUER PUBLIC LIMITED COMPANY	0	60.687	60.687
**D	DIVERSIFIED MARKETS (2010) POOLED FUND TRUST	0	8.915	8.915
**D	WASHINGTON STATE INVESTMENT BOARD	0	3.992.826	3.992.826
**D	WISDOMTREE DYNAMIC CURRENCY HEDGED INTERNL EQUITY FUND	0	77.796	77.796
**D	WISDOMTREE INTERNATIONAL HIGH DIVIDEND FUND	0	165.785	165.785
**D	WISDOMTREE INTERNATIONAL EQUITY FUND	0	255.569	255.569
**D	WISDOMTREE GLOBAL HIGH DIVIDEND FUND	0	17.970	17.970
**D	WISDOMTREE INTERNATIONAL DIVIDEND EX-	0	127.038	127.038
**D	WISDOMTREE INTERNATIONAL LARGE CAP DIVIDEND	0	227.004	227.004
**D	NEW YORK STATE TEACHERS RETIREMENT SYSTEM	0	1.330.884	1.330.884
**D	BMO CORPORATE CLASS INC.	0	99.821	99.821
**D	BMO MONTHLY INCOME FUND	0	92.996	92.996
**D	BMO GLOBAL EQUITY FUND	0	5.934	5.934
**D	BMO INTERNATIONAL EQUITY FUND	0	250.522	250.522
**D	BMO DIVERSIFIED INCOME PORTFOLIO	0	43.111	43.111
**D	PRUDENTIAL RETIREMENT INSURANCE AND ANNUITY COMPANY	0	80.000	80.000
**D	WELLINGTON MANAGEMENT FUNDS (IRELAND) PLC	0	13.419	13.419
**D	MANULIFE ASSET MANAGEMENT INTERNATIONAL EQUITY	0	101.221	101.221
**D	ZURICH INVEST ICAV	0	230.257	230.257
**D	SS BK AND TRUST COMPANY INV FUNDS FOR TAXEXEMPT	0	11.644.633	11.644.633
**D	RESOURCE STOCK INDEX COMMON TRUST FUND	0	194.710	194.710
**D	SSGA ACWI INTRGR ALPHA SELECT NON-LENDING OF COMMON	0	7.207	7.207
**D	SSGA S+P GLB LARGEMIDCAP NAT RES INDEX NON-LEND QF	0	372.923	372.923
**D	SSGA FTSE RAFI DEVELOPED 1000 INDEX NON-LENDING COMMON	0	56.343	56.343
**D	STATE STREET GLOBAL MANAGED VOL ALPHA NON-LENDING COM	0	97.581	97.581
**D	SS FTSE DEV COMPREHENSIVE FACTOR IND NON-	0	2.608	2.608
**D	STATE STREET RAFI DEVELOP EX-US INDEX NON-LENDING COMMON	0	11.063	11.063
**D	SSGA MSCI EUROPE SCREENED INDEX NON-LENDING COMMON	0	250.750	250.750
**D	MSCI EAFE PROV SCREENED INDEX NON - LENDING COMMON TR	0	55.383	55.383
**D	STATE STREET GLOBAL ADVISORS LUXEMBOURG SICAV	0	1.242.598	1.242.598
**D	DB X-TRACKERS	0	9.837.973	9.837.973
**D	DEUTSCHE AM MULTI ASSET PIR FUNO	0	404.617	404.617
**D	DWS INVESTMENT S.A. FOR ZURICH GLOBAL EQUITY	0	9.827	9.827

LISTA ESITO DELLE VOTAZIONE
 Oggetto: Nomina del Presidente del Collegio Sindacale.

FAVOREVOLI

Badge	Ragione Sociale	Proprio	Delega	Totale
**D	DWS INVESTMENT S.A. FOR ARERO - DER WELTFONDS	0	48.975	48.975
**D	MULTICOOPERATION SICAV	0	16.701	16.701
**D	UBS ETF	0	400.688	400.688
**D	UBS ETF	0	936.689	936.689
**D	UBS ETF	0	143.751	143.751
**D	UBS ETF	0	76.206	76.206
**D	UBS ETF	0	69.779	69.779
**D	UBS ETF	0	2.167	2.167
**D	UBS ETF	0	648	648
**D	UBS ETF	0	4.746	4.746
**D	UBS ETF	0	340	340
**D	UBS ETF	0	106.793	106.793
**D	SONOMA COUNTY EMPLOYEES RETIREMENT ASSOCIATION	0	2.097	2.097
**D	RUSSELL INVESTMENT COMPANY II PLC	0	121.643	121.643
**D	MFS VAR INSURANCE TRUST II-MFS GLOBAL TACTICAL ALLOCATION	0	28.311	28.311
**D	MFS RESEARCH INTERNATIONAL FUND	0	102.602	102.602
**D	MFS VARIABLE INSURANCE TRUST II - MFS RESEARCH INT	0	6.273.927	6.273.927
**D	IBM 401K PLUS PLAN	0	254.922	254.922
**D	OREGON PUBLIC EMPLOYEES RETIREMENT SYSTEM	0	466.704	466.704
**D	RUSSELL TRUST CO COMINGLED EMPLOYEE BENEFIT FUNDS TRUST	0	1.149.059	1.149.059
**D	SAN DIEGO CITY EMPLOYEES' RETIREMENT SYSTEM	0	963.748	963.748
**D	GENERAL CONFERENCE CORPORATION OF SEVENTH DAY	0	370.361	370.361
**D	COLLEGE RETIREMENT EQUITIES FUND	0	66.977	66.977
**D	COLLEGE RETIREMENT EQUITIES FUND	0	1.267.516	1.267.516
**D	TIIA-CREF INTERNATIONAL EQUITY INDEX FUND	0	66.708	66.708
**D	BRIGHTHOUSE FUNDS TRUST I -MFS RESEARCH INTERNATIONAL PTF	0	2.491.248	2.491.248
**D	CONAGRA FOODS MASTER PENSION TRUST	0	981.425	981.425
**D	FACE INTERNATIONAL EQUITY INVESTMENTS	0	63.692	63.692
**D	RUSSELL INVESTMENT COMPANY - RUSSELL INTERN DEVELOPED MKT	0	553.173	553.173
**D	RUSSELL INVESTMENT COMPANY RUSSELL GLOBAL EQUITY FUND	0	685.274	685.274
**D	REGIME DE RETRAITE DE L'UNIVERSITE DE MONTREAL	0	246.845	246.845
**D	MERCY HEALTH	0	328.154	328.154
**D	BOSTON RETIREMENT SYSTEM	0	95.062	95.062
**D	VALIC COMPANY I - INTERNATIONAL EQUITIES INDEX FUND	0	126.320	126.320
**D	BRIGHTHOUSE FUNDS TRUST II - METLIFE MSCI EAFE INDEX PTF	0	209.546	209.546
**D	STATE OF MINNESOTA	0	181.060	181.060
**D	RUSSELL INVESTMENT FUNDS INTERNATIONAL DEVELOPED MARKETS	0	1.418.096	1.418.096
**D	ALAMEDA COUNTY EMPLOYEES' RETIREMENT ASSOCIATION	0	127.121	127.121
**D	MERCER NOM-US CORE EQUITY FUND	0	550.558	550.558
**D	JOHN HANCOCK LIFE AND HEALTH INSURANCE COMPANY	0	525.406	525.406
**D	MASSMUTUAL SELECT OVERSEAS FUND	0	136.070	136.070
**D	SPDR MSCI ACWI EX-US ETE	0	206.845	206.845
**D		0	167.369	167.369

Azionisti in delega:

2.641

84573/1791

84573/1792

LISTA ESITO DELLE VOTAZIONE

Oggetto: Nomina del Presidente del Collegio Sindacale.

FAVOREVOLI

Badge	Ragione Sociale	Proprio	Delega	Totale
**D	SPDR S+P INTERNATIONAL DIVIDEND ETF	0	1.161.267	1.161.267
**D	SPDR PORTFOLIO DEVELOPED WORLD EX-US ETF	0	907.818	907.818
**D	MORGAN STANLEY INSTITUTIONAL FD TR - GLOBAL STRATEGIST PFF	0	10.436	10.436
**D	MORGAN STANLEY VAR INS FUND, INC. GLOBAL STRATEGIST PORTFOLIO	0	1.280	1.280
**D	SIONNA STRATEGIC INCOME FUND	0	42.263	42.263
**D	PACIFIC SELECT FUND INTERNATIONAL VALUE PORTFOLIO	0	1.492.134	1.492.134
**D	PACIFIC SELECT FUND INTERNATIONAL LARGE CAP PORTFOLIO	0	800.049	800.049
**D	WELLINGTON DIVERSIFIED INFLATION HEDGES FUND	0	137.740	137.740
**D	EMPLOYEES RETIREMENT SYSTEM OF THE CITY OF PROVIDENCE	0	80.156	80.156
**D	MERCY HEALTH RETIREMENT TRUST	0	47.671	47.671
**D	WELLINGTON TR CO NAT ASS COM TR F TR DIVERS INFLATION HDG ETF	0	147.584	147.584
**D	SPDR STOXX EUROPE 50 ETF	0	46.593	46.593
**D	SPDR DJ EURO STOXX 50 ETF	0	1.605.475	1.605.475
**D	COMMON TRUST ITALY FUND	0	2.032.251	2.032.251
**D	WORLD INDEX OLUS SECURITIES LENDING COMMON TRUST FUND	0	11.963	11.963
**D	NATWEST TR AND DEP SERV LTD AS TRUSTEE O LF PRUD EURO QIS FD	0	411.983	411.983
**D	SPDR S+P WORLD EX AUSTRALIA FUND	0	6.549	6.549
**D	RUSSELL INVESTMENTS LOW CARBON GLOBAL SHARES FUND	0	25.246	25.246
**D	EMERGENCY SERVICES SUPERANNUATION SCHEME	0	11.281	11.281
**D	FIRST STATE SUPERANNUATION SCHEME	0	414.013	414.013
**D	MFS LOW VOLATILITY GLOBAL EQUITY TRUST	0	63.527	63.527
**D	PANAGORA DYNAMIC GLOBAL EQUITY FUND	0	892	892
**D	NGS SUPER	0	37.525	37.525
**D	INTERNATIONAL EQUITIES SECTOR TRUST	0	214.427	214.427
**D	SUNSUPER SUPERANNUATION FUND	0	3.296	3.296
**D	UBS IQ MSCI WORLD EX AUSTRALIA ETHICAL ETF	0	7.795	7.795
**D	UBS IQ MSCI EUROPE ETHICAL ETF	0	1.607	1.607
**D	RUSSELL INVESTMENTS INTERNATIONAL SHARES FUND	0	12.557	12.557
**D	STATE STREET INTERNATIONAL EQUITIES INDEX TRUST	0	82.790	82.790
**D	BLACKROCK AM SCHWEIZ AG OBO BIF'S WORLD EX SWITZ EQ	0	55.875	55.875
**D	PEOPLE'S BANK OF CHINA	0	8.196.737	8.196.737
**D	FLORISH INVESTMENT CORPORATION	0	696.363	696.363
**D	PEOPLE'S BANK OF CHINA	0	1.229.981	1.229.981
**D	THE TRUSTEES OF BP PENSION FUND	0	382.700	382.700
**D	FAMILY INVESTMENTS CHILD TRUST FUND	0	38.751	38.751
**D	FAMILY INVESTMENTS GLOBAL ICVC FAMILY BALANCED INT FUND	0	70.338	70.338
**D	HSBC AS TRUSTEE FOR SSGA EUROPE EX UK EQUITY TRACKER FUND	0	45.855	45.855
**D	AMEC FOSTER WHEELER PENSION PLAN	0	2.335.856	2.335.856
**D	NATWEST TRU+DEP SERV LTD ATO ST. JAMES'S PL GL EQ UN TR	0	187.856	187.856
**D	MANAGED PENSION FUNDS LIMITED	0	202.862	202.862
**D	THE TRUSTEES OF JOHNSON & JOHNSON UK GROUP RETIREMENT	0	1.532.342	1.532.342
**D		0	157.838	157.838

LISTA ESITO DELLE VOTAZIONE

Oggetto: Nomina del Presidente del Collegio Sindacale.

FAVOREVOLI

Badge	Ragione Sociale	Proprio	Delega	Totale
**D	OLD MUTUAL LIFE ASSURANCE COMPANY (SOUTH AFRICA) LIMITED	0	1.700	1.700
**D	THE TRUSTEES OF ELECTRONIC DATA SYSTEMS 1994 PENSION	0	5.874	5.874
**D	THE TRUSTEES OF ELECTRONIC DATA SYSTEMS LTD	0	22.477	22.477
**D	HBOS INTERNATIONAL INV FUNDS ICVC- EUROPEAN FUND	0	308.468	308.468
**D	HBOS INTERNATIONAL INV FUNDS ICVC- INTERNATIONAL	0	477.317	477.317
**D	BMO INVESTMENT FUNDS (UK) ICVC IV BMO GLOBAL EQUITY FUND	0	84.452	84.452
**D	THE TRUSTEES OF GOLDMAN SACHS UK RETIREMENT PLAN	0	8.770	8.770
**D	M+G INVESTMENT FUNDS (I)- M+G EUROPEAN INDEX	0	36.980	36.980
**D	M+G INVESTMENT FUNDS (I)- M+G EUROPEAN SELECT FUND	0	169.088	169.088
**D	THE TRUSTEES OF THE GE UK PENSION COMMON INVESTMENT	0	75.101	75.101
**D	NATIONAL TRUST FOR SCOTLAND	0	57.286	57.286
**D	THE TRUSTEES OF THE CARNegie TRUST FOR UNI OF SCOTLAND	0	208.566	208.566
**D	VANGUARD INV FDS ICVC-VANG FTSE DEV WOR LD EX - UK EQT IND	0	593.935	593.935
**D	VANGUARD INV F ICVC-VANGUARD FTSE DEV EUROPE EX-UK EQ INDEX	0	1.052.268	1.052.268
**D	VANGUARD INV FUNDS ICVC-VANGUARD FTSE GLOB ALL CAP IND FUND	0	23.719	23.719
**D	PUBLIC AUTHORITY FOR SOCIAL INSURANCE	0	19.740	19.740
**D	MULTI-MANAGER ICVC - MULTI-MANAGER UKEQUITY INCOME FUND	0	252.752	252.752
**D	SCOTTISH WIDOWS INV SOL F ICVC- FUNDAMENTAL INDEX	0	768.398	768.398
**D	INVESTEC FUNDS SERIES II GLOBAL ENERGY FUND	0	169.303	169.303
**D	INVESTEC FUNDS SERIES I - ENHANCED NATURAL RESOURCES FUND	0	72.693	72.693
**D	SCOTTISH WIDOWS OVERSEAS GROWTH INV F ICVC - EURO GROWTH	0	836.299	836.299
**D	SCOTTISH WIDOWS OVERSEAS GROWTH INV FUNDS ICVC-GLOBAL	0	239.298	239.298
**D	SCOTTISH WIDOWS INV SOLUTIONS F ICVC- EUROPEAN (EX UK) EQ FD	0	509.847	509.847
**D	ARROWSTREET ACWI EX US ALPHA EXTENSION TRUST FUND U	0	184.173	184.173
**D	ARROWSTREET EAFE ALPHA EXTENSION TRUST FUND	0	92.312	92.312
**D	PINEBRIDGE GLOBAL DYNAMIC ASSET ALLOCATION FUND LLC	0	385	385
**D	MONETARY AUTHORITY OF SINGAPORE	0	1.160.013	1.160.013
**D	SPARINVEST GLOBAL VALUE	0	82.129	82.129
**D	MEDIOLANUM GESTIONE FONDI SGR - FLESSIBILE FUTURO ITALIA	0	5.000.000	5.000.000
**D	FIDEURAM INVESTIMENTI SGR - FIDEURAM ITALIA	0	113.000	113.000
**D	FIDEURAM INVESTIMENTI SGR - PIANO AZIONI ITALIA	0	1.798.000	1.798.000
**D	FIDEURAM INVESTIMENTI SGR - PIANO BILANCIATO ITALIA 50	0	390.000	390.000
**D	FIDEURAM INVESTIMENTI SGR - PIANO BILANCIATO ITALIA 30	0	31.000	31.000
**D	EPSILON SGR - EPSILON QVALUE	0	2.804	2.804
**D	EPSILON SGR - EPSILON FLESSIBILE AZIONI EURO FEBBRAIO 2021	0	1.080	1.080
**D	EPSILON SGR - EPSILON FLESSIBILE AZIONI EURO NOVEMBRE 2020	0	3.314	3.314
**D	EPSILON SGR - EPSILON FLESSIBILE AZIONI EURO SETTEMBRE 2020	0	4.515	4.515
**D	EPSILON SGR - EPSILON FLESSIBILE AZIONI EURO GIUGNO 2021	0	307	307
**D	EPSILON SGR - EPSILON FLESSIBILE AZIONI EURO APRILE 2021	0	465	465
**D	EURIZON CAPITAL SGR - EURIZON TOP SELEC EQUILIBRIO DIC 2024	0	8.739	8.739
**D	EURIZON CAPITAL SGR - EURIZON MULTIASSET REDDITO MARZO 2022	0	36.360	36.360
**D	EURIZON CAPITAL SGR - EURIZON TOP SELECTION DICEMBRE 2023	0	17.741	17.741
**D	EURIZON CAPITAL SGR - EURIZON TOP SELEC EQUILIBRIO MAG 2024	0	7.057	7.057

Azionisti in delega.

2.641

84573 / 1496

LISTA ESITO DELLE VOTAZIONE

Oggetto: Nomina del Presidente del Collegio Sindacale.

FAVOREVOLI

Badge	Ragione Sociale	Proprio	Delega	Totale
**D	EURIZON CAPITAL SGR - EURIZON TOP SELEC PRUDENTE DIC 2023	0	1.401	1.401
**D	EURIZON CAPITAL SGR - EURIZON TOP SELECTION MAGGIO 2023	0	190.407	190.407
**D	EURIZON CAPITAL SGR - EURIZON TRAGUARDO 40 FEBBRAIO 2022	0	63.066	63.066
**D	EURIZON CAPITAL SGR - EURIZON TOP SELECTION MARZO 2023	0	199.351	199.351
**D	EURIZON CAPITAL SGR - EURIZON GLOBAL MULTIASSET REDDITO MARZO 2023	0	44.915	44.915
**D	EURIZON CAPITAL SGR - EURIZON DISCIPLINA GLOBALE MARZO 2024	0	10.400	10.400
**D	EURIZON CAPITAL SGR - EURIZON MULTIASSET REDDITO OTT 2020	0	14.807	14.807
**D	EURIZON CAPITAL SGR - EURIZON TOP SELEC PRUDENTE MARZO 2024	0	17.205	17.205
**D	EURIZON CAPITAL SGR - EURIZON INCOME STRATEGY OTTOBRE 2024	0	2.965	2.965
**D	EURIZON CAPITAL SGR - EURIZON CEDOLA ATTIVA TOP GIUGNO 2023	0	190.253	190.253
**D	EURIZON CAPITAL SGR - EURIZON CEDOLA ATTIVA TOP APRILE 2023	0	97.404	97.404
**D	EURIZON CAPITAL SGR - EURIZON CEDOLA ATTIVA TOP APRILE 2021	0	30.913	30.913
**D	EURIZON CAPITAL SGR - EURIZON PROGETTO ITALIA 70	0	13.532	13.532
**D	EURIZON CAPITAL SGR - EURIZON MULTIASSET REDDITO NOV 2020	0	1.015.970	1.015.970
**D	EURIZON CAPITAL SGR - EURIZON MULTIASSET REDDITO LUGLIO 2022	0	26.939	26.939
**D	EURIZON CAPITAL SGR - EURIZON TOP STAR APRILE 2023	0	72.101	72.101
**D	EURIZON CAPITAL SGR - EURIZON TOP SELEC PRUDENTE GIU 2024	0	82.753	82.753
**D	EURIZON CAPITAL SGR - EURIZON DEFENSIVE TOP SELEC MAR 2025	0	2.714	2.714
**D	EURIZON CAPITAL SGR - EURIZON OPPORTUNITY SELEC LUGLIO 2023	0	1.697	1.697
**D	EURIZON CAPITAL SGR - EURIZON MULTIASSET REDDITO MAGGIO 2020	0	17.640	17.640
**D	EURIZON CAPITAL SGR - EURIZON TOP SELEC CRESCITA GIU 2024	0	30.653	30.653
**D	EURIZON CAPITAL SGR - EURIZON MULTIASSET REDDITO LUGLIO 2023	0	11.701	11.701
**D	EURIZON CAPITAL SGR - EURIZON DEFENSIVE TOP SELEC LUG 2024	0	26.480	26.480
**D	EURIZON CAPITAL SGR - EURIZON MULTIASSET REDDITO GIUGNO 2020	0	2.562	2.562
**D	EURIZON CAPITAL SGR - EURIZON DISCIPLINA ATTIVA DIC 2022	0	3.787	3.787
**D	EURIZON CAPITAL SGR - EURIZON TOP SELEC CRESCITA DIC 2024	0	20.299	20.299
**D	EURIZON CAPITAL SGR - EURIZON CEDOLA ATTIVA TOP DIC 2020	0	21.912	21.912
**D	EURIZON CAPITAL SGR - EURIZON TOP SELEC CRESCITA DIC 2023	0	50.047	50.047
**D	EURIZON CAPITAL SGR - EURIZON MULTIASSET VALUTARIO OTT 2024	0	13.468	13.468
**D	EURIZON CAPITAL SGR - EURIZON AZIONI ITALIA	0	1.464.127	1.464.127
**D	EURIZON CAPITAL SGR - EURIZON TOP SELEC PRUDENTE DIC 2024	0	2.695	2.695
**D	EURIZON CAPITAL SGR - EURIZON CEDOLA ATTIVA TOP DIC 2020	0	6.047	6.047
**D	EURIZON CAPITAL SGR - EURIZON TOP SELEC EQUILIBRIO MAR 2024	0	9.636	9.636
**D	EURIZON CAPITAL SGR - EURIZON DISCIPLINA ATTIVA OTTOBRE 2021	0	52.500	52.500
**D	EURIZON CAPITAL SGR - EURIZON TOP SELEC CRESCITA DIC 2023	0	3.676	3.676
**D	EURIZON CAPITAL SGR - EURIZON TOP SELEC CRESCITA MAR 2025	0	8.560	8.560
**D	EURIZON CAPITAL SGR - EURIZON CEDOLA ATTIVA TOP OTTOBRE 2022	0	22.808	22.808
**D	EURIZON CAPITAL SGR - EURIZON TOP SELECTION DICEMBRE 2022	0	431.452	431.452
**D	EURIZON CAPITAL SGR - EURIZON CEDOLA ATTIVA TOP APRILE 2022	0	34.420	34.420
**D	EURIZON CAPITAL SGR - EURIZON MULTIASSET REDDITO MAGGIO 2023	0	41.437	41.437
**D	EURIZON CAPITAL SGR - EURIZON CEDOLA ATTIVA TOP MAGGIO 2023	0	33.559	33.559
**D	EURIZON CAPITAL SGR - EURIZON MULTIASSET VALUTARIO MAR 2024	0	31.530	31.530
**D	EURIZON CAPITAL SGR - EURIZON MULTIASSET STRAT FLESS MAG 23	0	22.471	22.471

LISTA ESITO DELLE VOTAZIONE

Oggetto: Nomina del Presidente del Collegio Sindacale.

FAVOREVOLI

Badge	Ragione Sociale	Proprio	Delega	Totale
**D	EURIZON CAPITAL SGR - EURIZON DISCIPLINA ATTIVA MARZO 2022	0	26.505	26.505
**D	EURIZON CAPITAL SGR - EURIZON MULTIASSET REDDITO MAGGIO 2021	0	9.593	9.593
**D	EURIZON CAPITAL SGR - EURIZON MULTIASSET REDDITO MAGGIO 2022	0	43.205	43.205
**D	EURIZON CAPITAL SGR - EURIZON TOP SELECTION LUGLIO 2023	0	52.432	52.432
**D	EURIZON CAPITAL SGR - EURIZON MULTIASSET VALUTARIO DIC 2024	0	37.846	37.846
**D	EURIZON CAPITAL SGR - EURIZON DEFENSIVE TOP SELEC DIC 2024	0	728	728
**D	EURIZON CAPITAL SGR - EURIZON MULTIASSET REDDITO DIC 2019	0	8.276	8.276
**D	EURIZON CAPITAL SGR - EURIZON TOP SELEC PRUDENTE MARZO 2025	0	2.135	2.135
**D	EURIZON CAPITAL SGR - EURIZON CEDOLA ATTIVA TOP MAGGIO 2021	0	18.318	18.318
**D	EURIZON CAPITAL SGR - EURIZON TOP SELEC CRESCITA DIC 2024	0	12.525	12.525
**D	EURIZON CAPITAL SGR - EURIZON CEDOLA ATTIVA TOP MAGGIO 2020	0	5.223	5.223
**D	EURIZON CAPITAL SGR - EURIZON MULTIASSET VALUTARIO OTT 2024	0	104.984	104.984
**D	EURIZON CAPITAL SGR - EURIZON PROGETTO ITALIA 40	0	17.201	17.201
**D	EURIZON CAPITAL SGR - EURIZON DEFENSIVE TOP SELEC MAR 2024	0	963.240	963.240
**D	EURIZON CAPITAL SGR - EURIZON MULTIASSET STRAT FLESS GIU 23	0	5.540	5.540
**D	EURIZON CAPITAL SGR - EURIZON DEFENSIVE TOP SELEC MAG 2024	0	19.666	19.666
**D	EURIZON CAPITAL SGR - EURIZON MULTIASSET REDDITO DIC 2022	0	1.836	1.836
**D	EURIZON CAPITAL SGR - EURIZON DISCIPLINA GLOBBIE MAGGIO 2024	0	30.607	30.607
**D	EURIZON CAPITAL SGR - EURIZON MULTIASSET VALUTARIO DIC 2023	0	3.612	3.612
**D	EURIZON CAPITAL SGR - EURIZON MULTIASSET REDDITO APRILE 2021	0	18.164	18.164
**D	EURIZON CAPITAL SGR - EURIZON DISCIPLINA ATTIVA MAGGIO 2022	0	18.315	18.315
**D	EURIZON CAPITAL SGR - EURIZON CEDOLA ATTIVA TOP GIUGNO 2022	0	53.191	53.191
**D	EURIZON CAPITAL SGR - EURIZON DISCIPLINA ATTIVA SETT 2022	0	21.140	21.140
**D	EURIZON CAPITAL SGR - EURIZON TOP SELEC EQUILIBRIO MAR 2025	0	54.636	54.636
**D	EURIZON CAPITAL SGR - EURIZON TOP SELEC CRESCITA MAG 2024	0	9.643	9.643
**D	EURIZON CAPITAL SGR - EURIZON CEDOLA ATTIVA TOP OTTOBRE 2020	0	8.793	8.793
**D	EURIZON CAPITAL SGR - EURIZON MULTIASSET REDDITO OTT 2022	0	8.489	8.489
**D	EURIZON CAPITAL SGR - EURIZON CEDOLA ATTIVA TOP GIUGNO 2020	0	85.205	85.205
**D	EURIZON CAPITAL SGR - EURIZON TOP SELEC EQUILIBRIO SETT 2024	0	3.753	3.753
**D	EURIZON CAPITAL SGR - EURIZON CEDOLA ATTIVA TOP NOV 2022	0	13.979	13.979
**D	EURIZON CAPITAL SGR - EURIZON DEFENSIVE TOP SELEC LUG 2023	0	49.876	49.876
**D	EURIZON CAPITAL SGR - EURIZON MULTIASSET REDDITO OTT 2021	0	7.246	7.246
**D	EURIZON CAPITAL SGR - EURIZON DISCIPLINA ATTIVA DIC 2021	0	36.287	36.287
**D	EURIZON CAPITAL SGR - EURIZON TOP SELECTION GENNAIO 2023	0	24.167	24.167
**D	EURIZON CAPITAL SGR - EURIZON MULTIASSET VALUTARIO LUG 2024	0	69.977	69.977
**D	EURIZON CAPITAL SGR - EURIZON MULTIASSET VALUTARIO MAR 2025	0	76.207	76.207
**D	EURIZON CAPITAL SGR - EURIZON TOP SELECTION SETTEMBRE 2023	0	66.652	66.652
**D	EURIZON CAPITAL SGR - EURIZON DISCIPLINA ATTIVA LUGLIO 2022	0	38.336	38.336
**D	EURIZON CAPITAL SGR - EURIZON TOP SELEC EQUILIBRIO GIU 2024	0	42.188	42.188
**D	EURIZON CAPITAL SGR - EURIZON TOP SELEC CRESCITA MARZO 2024	0	11.438	11.438
**D	EURIZON CAPITAL SGR - EURIZON HIGH INCOME DICEMBRE 2021	0	6.260	6.260
**D	EURIZON CAPITAL SGR - EURIZON TOP SELEC PRUDENTE MAGGIO 2024	0	85.552	85.552
**D		0	2.698	2.698

84573/1795

LISTA ESITO DELLE VOTAZIONE

Oggetto: Nomina del Presidente del Collegio Sindacale.

FAVOREVOLI

Badge	Ragione Sociale	Proprio	Delega	Totale
**D	EURIZON CAPITAL SGR - EURIZON TOP SELEC PRUDENTE SETT 2024	0	2.773	2.773
**D	EURIZON CAPITAL SGR - EURIZON INCOME MULTISTRATEGY MAR 2022	0	18.485	18.485
**D	EURIZON CAPITAL SGR - EURIZON CEDOLA ATTIVA TOP OTTOBRE 2023	0	176.091	176.091
**D	EURIZON CAPITAL SGR - EURIZON MULTIASSET REDDITO GIUGNO 2021	0	37.232	37.232
**D	EURIZON CAPITAL SGR - EURIZON MULTIASSET VALUTARIO MAG 2024	0	33.826	33.826
**D	EURIZON CAPITAL SGR - EURIZON DEFENSIVE TOP SELEC DIC 2023	0	567	567
**D	EURIZON CAPITAL SGR - EURIZON CEDOLA ATTIVA TOP LUGLIO 2020	0	2.637	2.637
**D	EURIZON CAPITAL SGR - EURIZON MULTIASSET REDDITO OTT 2023	0	8.191	8.191
**D	EURIZON CAPITAL SGR - EURIZON PIR ITALIA AZIONI	0	124.080	124.080
**D	EURIZON CAPITAL SGR - EURIZON DEFENSIVE TOP SELEC OTT 2024	0	2.187	2.187
**D	EURIZON CAPITAL SGR - EURIZON CEDOLA ATTIVA TOP MAGGIO 2022	0	39.701	39.701
**D	EURIZON CAPITAL SGR - EURIZON CEDOLA ATTIVA TOP LUGLIO 2021	0	21.620	21.620
**D	EURIZON CAPITAL SGR - EURIZON TOP SELEC CRESCITA MAG 2025	0	1.945	1.945
**D	EURIZON CAPITAL SGR - EURIZON MULTIASSET REDDITO APRILE 2020	0	25.324	25.324
**D	EURIZON CAPITAL SGR - EURIZON TOP SELEC PRUDENTE MAG 2025	0	492	492
**D	EURIZON CAPITAL SGR - EURIZON CEDOLA ATTIVA TOP OTTOBRE 2021	0	9.673	9.673
**D	EURIZON CAPITAL SGR - EURIZON MULTIASSET REDDITO DIC 2021	0	32.188	32.188
**D	EURIZON CAPITAL SGR - EURIZON CEDOLA ATTIVA TOP DIC 2021	0	10.856	10.856
**D	EURIZON CAPITAL SGR - EURIZON TOP SELEC EQUILIBRIO MAG 2025	0	2.306	2.306
**D	EIS - FLEXIBLE EQUITY STRATEGY 2	0	414.860	414.860
**D	EIS - EURO EQUITY INSURANCE CAPITAL LIGHT	0	174.914	174.914
**D	EUF - CONSERVATIVE ALLOCATION	0	115.663	115.663
**D	ISE - VALORE CEDOLA GLOBALE - 09/2015	0	1.831	1.831
**D	EUF - ITALIAN EQUITY OPPORTUNITIES	0	281.295	281.295
**D	EUF - AZIONI STRATEGIA FLESSIBILE	0	4.055.820	4.055.820
**D	EUF - ACTIVE ALLOCATION	0	680.000	680.000
**D	ISE - DYNAMIC INCOME MULTITRENDER - 01/2016	0	1.397	1.397
**D	EUF - EQUITY EURO LTE	0	138.001	138.001
**D	ISE - VALORE CEDOLA GLOBALE - 04/2015	0	3.148	3.148
**D	EUF - FLEXIBLE EUROPE STRATEGY	0	10.739	10.739
**D	EUF - EQUITY EURO LTE	0	62.364	62.364
**D	ISE - GLOBAL DYNAMIC MULTITRENDER - 06/2015	0	1.559	1.559
**D	EUF - EQUITY ITALY SMART VOLATILITY	0	86.318	86.318
**D	ISE - VALORE CEDOLA GLOBALE - 07/2015	0	1.856	1.856
**D	STG PFDS CORP EXPRESS MANDAAT ALLIANCE CAPITA	0	15.894	15.894
**D	STICHTING PENSIOENFONDS PGB UBS- MSCI EUROPE EQUITY PASSIVE	0	1.186.807	1.186.807
**D	STICHTING PENSIOENFONDS PGB UBS- GLOBAL EQUAL WEIGHTED EQUITY	0	72.557	72.557
**D	STICHTING TELEGRAAF PENSIOENFONDS 1959	0	19.834	19.834
**D	STICHTING BEDRIJFSPENSIOENFONDSVOOR DE LANDEBOW MANDAAT BLACKRO	0	217.733	217.733
**D	ONDERLINGE LEVENSPENZERING MAATSCHAPPIJ 'S-GRAVENHAGE DA	0	186.000	186.000
**D	STG PFDS ACHMEA MANDAAT BLACKROCK	0	127.797	127.797
**D	STICHTING PENSIOENFONDS PGB	0	100.620	100.620
**D	STICHTING PENSIOENFONDS WOMEN	0	63.737	63.737

LISTA ESITO DELLE VOTAZIONE

Oggetto: Nomina del Presidente del Collegio Sindacale.

FAVOREVOLI

Badge	Ragione Sociale	Proprio	Delega	Totale
**D	THE CANADA LIFE ASSURANCE COMPANY	0	4	4
**D	THE CANADA LIFE ASSURANCE COMPANY	0	1	1
**D	CO-OPERATIVE SUPERANNUATION SOCIETY PENSION PLAN	0	1	1
**D	THE GREAT-WEST LIFE ASSURANCE COMPANY	0	1	1
**D	THE GREAT-WEST LIFE ASSURANCE COMPANY	0	136.915	136.915
**D	COUNSEL DEFENSIVE GLOBAL EQUITY	0	8.674	8.674
**D	COUNSEL GLOBAL LOW VOLATILITY EQO	0	2.085	2.085
**D	IPC MULTI-FACTOR INTERNATIONAL EQUITY	0	66.421	66.421
**D	INVESTORS LOW VOLATILITY GLOBAL EQUITY FUND	0	11.984	11.984
**D	IPROFILE INTERNATIONAL EQUITY POOL	0	907.115	907.115
**D	LONDON LIFE INSURANCE COMPANY	0	526.492	526.492
**D	LONDON LIFE INSURANCE COMPANY	0	1	1
**D	LONDON LIFE INSURANCE COMPANY	0	1	1
**D	LONDON LIFE INSURANCE COMPANY	0	1	1
**D	LONDON LIFE INSURANCE COMPANY	0	1	1
**D	LONDON LIFE INSURANCE COMPANY	0	1	1
**D	LONDON LIFE INSURANCE COMPANY	0	1	1
**D	LEITH WHEELER INTERNATIONAL EQUITY PLUS FUND	0	1	1
**D	GLOBAL ALL CAP EQUITY FUND (SETANTA)	0	60.797	60.797
**D	GLOBAL LOW VOLATILITY FUND (ILIM)	0	11.289	11.289
**D	GROWTH AND INCOME FUND (GWLIM)	0	2.520	2.520
**D	LONDON LIFE PATHWAYS INTERNATIONAL EQUITY FUND	0	2.821	2.821
**D	GLOBAL DIVIDEND CLASS (SETANTA)	0	6.796	6.796
**D	GROWTH AND INCOME CLASS (GWLIM)	0	167.816	167.816
**D	GLOBAL DIVIDEND FUND (SETANTA)	0	22.986	22.986
**D	GLOBAL EQUITY CLASS (SETANTA)	0	158.588	158.588
**D	MCLEAN & PARTNERS PRIVATE INTERNATIONAL EQUITY	0	49.988	49.988
**D	PURPOSE INTERNATIONAL DIVIDEND FUND	0	228.000	228.000
**D	PURPOSE FUND CORP	0	111.336	111.336
**D	RESOLUTE FOREIGN EQUITY MASTER TRUST FUND	0	15.549	15.549
**D	PIER 21 GLOBAL EQUITY POOL (SETANTA PIER 21 GLOBAL EQUITY POOL)	0	558.599	558.599
**D	PIER 21 EAFE EQUITY POOL (SETANTA A)	0	110.823	110.823
**D	T. ROME PRICE INTL CONCENTRATED EQUITY POOL	0	31.100	31.100
**D	IMPERIAL INTERNATIONAL EQUITY POOL	0	2.637	2.637
**D	FIRST ASSET MORNINGSTAR INTERNATIONAL VALUE INDEX ETF	0	104.284	104.284
**D	WINDWISE MSCI EAFE INDEX NON-LENDING, FUND FOR EXEMPT ORG.	0	131.292	131.292
**D	BMO PRIVATE INTERNATIONAL EQUITY PORTFOLIO	0	121.868	121.868
**D	CIBC INTERNATIONAL INDEX FUND	0	772.364	772.364
**D	CIBC EUROPEAN INDEX FUND	0	1	1
**D	CIBC POOLED INTERNATIONAL EQUITY INDEX FUND	0	15.725	15.725
**D	ALLIANZ GLOBAL INVESTORS FUND	0	12.831	12.831
**D	ALLIANZ SUISSE STRATEGY FUND	0	858.498	858.498
**D	METALLENRE FONDS PORTFOLIO	0	5.553	5.553
**D	AZ EURO INVESTMENTS S.A.	0	57.696	57.696
**D		0	451.289	451.289

84573/1797

84573/1798

LISTA ESITO DELLE VOTAZIONE

Oggetto: Nomina del Presidente del Collegio Sindacale.

FAVOREVOLI

Badge	Ragione Sociale	Proprio	Delega	Totale
**D	RP RENDITE PLUS	0	12.128	12.128
**D	AXA WORLD FUNDS	0	125.263	125.263
**D	BLACKROCK GLOBAL INDEX FUNDS	0	8.552	8.552
**D	INDEXIQ	0	125.256	125.256
**D	MFS MERIDIAN FUNDS	0	1.748.842	1.748.842
**D	MFS INVESTMENT FUNDS	0	898.557	898.557
**D	INVESTEQ GLOBAL STRATEGY FUND	0	1.215.994	1.215.994
**D	ISHARES MSCI EAFE INTERNATIONAL INDEX FUND	0	1.073.957	1.073.957
**D	ISHARES MSCI ACWI ETF	0	556.940	556.940
**D	ISHARES MSCI ACWI EX US ETF	0	439.950	439.950
**D	ISHARES GLOBAL ENERGY ETF	0	1.421.213	1.421.213
**D	ISHARES MSCI EUROZONE ETF	0	2.366.924	2.366.924
**D	ISHARES EUROPE ETF	0	423.798	423.798
**D	ISHARES MSCI EAFE VALUE ETF	0	9.360.438	9.360.438
**D	ISHARES MSCI EAFE VALUE ETF	0	2.077.171	2.077.171
**D	ISHARES MSCI KOKUSAI ETF	0	8.778	8.778
**D	ISHARES MSCI ITALY ETF	0	1.403.261	1.403.261
**D	ISHARES INTERNATIONAL SELECT DIVIDEND ETF	0	5.426.024	5.426.024
**D	ISHARES CORE MSCI EUROPE ETF	0	884.441	884.441
**D	ISHARES EDGE MSCI INTL VALUE EUROPE ETF	0	3.466	3.466
**D	ISHARES EDGE MSCI INTL VALUE FACTOR ETF	0	143.113	143.113
**D	ISHARES EDGE MSCI INTL SIZE FACTOR ETF	0	572	572
**D	ISHARES ESG MSCI EAFE ETF	0	495.389	495.389
**D	ISHARES MSCI GLOBAL ENERGY PRODUCERS ETF	0	71.360	71.360
**D	ISHARES MSCI WORLD ETF	0	48.255	48.255
**D	ISHARES CORE MSCI EAFE ETF	0	10.981.295	10.981.295
**D	ISHARES CORE MSCI TOTAL INTERNATIONAL STOCK ETF	0	2.050.848	2.050.848
**D	ISHARES CORE MSCI INTERNATIONAL DEVELOPED MARKETS ETF	0	406.520	406.520
**D	ISHARES CORE MSCI EAFE IMI INDEX ETF	0	434.660	434.660
**D	ISHARES MSCI EUROPE IMI INDEX ETF	0	48.179	48.179
**D	ISHARES ESG MSCI EAFE INDEX ETF	0	3.190	3.190
**D	ISHARES INTERNATIONAL FUNDAMENTAL INDEX ETF	0	42.781	42.781
**D	ISHARES GLOBAL MONTHLY DIVIDEND INDEX ETF (CAD-HEDGED)	0	48.990	48.990
**D	CONNECTICUT GENERAL LIFE INSURANCE COMPANY	0	6.036	6.036
**D	TOTAL INTERNATIONAL EX U.S. INDEX MASTER PORTFOLIO OF MASTER INV	0	129.285	129.285
**D	ARROWSTREET INTERNATIONAL EQUITY EAFE TRUST FUND	0	159.007	159.007
**D	ARROWSTREET INTERNATIONAL EQUITY ACWI EX US TRUST FUND	0	915.726	915.726
**D	UNITED TECHNOLOGIES CORPORATION EMPLOYEE SAVINGS PLAN MASTER TRU	0	285.167	285.167
**D	BEAR CREEK INC.	0	7.851	7.851
**D	COMMONFUND DIRECT SERIES LLC - CF TROME PRICE EUROPEAN EQUITY SE	0	504.840	504.840
**D	CITY UNIVERSITY OF NEW YORK	0	3.394	3.394
**D	XTRACERS (IE) PUBLIC LIMITED COMPANY	0	245.078	245.078
**D	MICROSOFT CORPORATION SAVINGS PLUS 401(K) PLAN	0	377.967	377.967

LISTA ESITO DELLE VOTAZIONE
 Oggetto: Nomina del Presidente del Collegio Sindacale.

FAVOREVOLI

Ragione Sociale	Proprio	Delega	Totale
**D	0	827.691	827.691
**D	0	266.564	266.564
**D	0	163.544	163.544
**D	0	100.989	100.989
**D	0	120.123	120.123
**D	0	65.250	65.250
**D	0	23.241	23.241
**D	0	34.521	34.521
**D	0	1.283	1.283
**D	0	13.980	13.980
**D	0	29.912	29.912
**D	0	3.994	3.994
**D	0	5.977	5.977
**D	0	142.761	142.761
**D	0	1.849.170	1.849.170
**D	0	111.035	111.035
**D	0	116.434	116.434
**D	0	47.304	47.304
**D	0	11.372	11.372
**D	0	360	360
**D	0	1.694	1.694
**D	0	69.019	69.019
**D	0	26.033	26.033
**D	0	9.207	9.207
**D	0	3.338	3.338
**D	0	20.019	20.019
**D	0	1.769	1.769
**D	0	5.525	5.525
**D	0	83.596	83.596
**D	0	547.648	547.648
**D	0	276.898	276.898
**D	0	22.366	22.366
**D	0	34.560	34.560
**D	0	1.741.130	1.741.130
**D	0	596.325	596.325
**D	0	127.277	127.277
**D	0	46.485	46.485
**D	0	6.133	6.133
**D	0	20.230	20.230
**D	0	45.595	45.595
**D	0	1.246.735	1.246.735
**D	0	445.100	445.100
**D	0	13.000	13.000

84573/1799

84573 / 1800

LISTA ESITO DELLE VOTAZIONE
 Oggetto: Nomina del Presidente del Collegio Sindacale.

FAVOREVOLI

Badge	Ragione Sociale	Proprio	Delega	Totale
**D	CITY OF NEW YORK GROUP TRUST	0	15.000	15.000
**D	CITY OF NEW YORK GROUP TRUST	0	7.329	7.329
**D	CITY OF NEW YORK GROUP TRUST	0	9.679	9.679
**D	CITY OF NEW YORK GROUP TRUST	0	21.590	21.590
**D	CITY OF NEW YORK GROUP TRUST	0	14.329	14.329
**D	CITY OF NEW YORK GROUP TRUST	0	25.450	25.450
**D	CITY OF NEW YORK GROUP TRUST	0	21.060	21.060
**D	CITY OF NEW YORK GROUP TRUST	0	24.470	24.470
**D	CITY OF NEW YORK GROUP TRUST	0	337.158	337.158
**D	CITY OF NEW YORK GROUP TRUST	0	291.955	291.955
**D	CITY OF NEW YORK GROUP TRUST	0	261.740	261.740
**D	CITY OF NEW YORK GROUP TRUST	0	21.930	21.930
**D	FIDELITY COVINGTON TRUST: FIDELITY INTL VALUE FACTOR ETF	0	6.571	6.571
**D	FIDELITY COVINGTON TRUST: FIDELITY TARGETED INTL FACTOR ETF	0	773	773
**D	PIMCO RAE INTERNATIONAL FUND LLC	0	239.284	239.284
**D	PIMCO EQUITY SERIES: PIMCO DIVIDEND AND INCOME FUND	0	55.718	55.718
**D	PIMCO EQUITY SERIES: PIMCO RAE INTERNATIONAL FUND	0	401.268	401.268
**D	PRINCIPAL DIVERSIFIED REAL ASSET CFI	0	70.820	70.820
**D	ARROWSTREET (CANADA) INTERNATIONAL DEVELOPED MARKET EX US FUND I	0	40.707	40.707
**D	PUTNAM WORLD TRUST	0	4.026	4.026
**D	PES:PIMCO RAFI DYNAMIC MULTI-FACTOR INTERNATIONAL EQUITY ETF	0	4.420	4.420
**D	ALASKA COMMON TRUST FUND	0	110.211	110.211
**D	RUSSELL INVESTMENTS INSTITUTIONAL FUNDS, LLC INTERNATIONAL EQUIT	0	7.605	7.605
**D	RUSSELL INVESTMENTS INSTITUTIONAL FUNDS, LLC GLOBAL EQUITY PLUS	0	433	433
**D	RUSSELL INVESTMENTS PUBLIC EQUITY, LLC	0	81.402	81.402
**D	SSGA MSCI ACWI EX-USA INDEX NON-LENDING DAILY TRUST	0	57.097	57.097
**D	SERVICES GROUP OF AMERICA INC	0	660	660
**D	HARTFORD SCHROEDERS INTERNATIONAL MULTI-CAP VALUE FUND	0	898.301	898.301
**D	SIERRA/TEMPLETON INTERNATIONAL EQUITY TRUST	0	38.530	38.530
**D	WILMINGTON TRUST COLLECTIVE INVESTMENT TRUST	0	1.046.567	1.046.567
**D	ROMAN CATHOLIC BISHOP OF SPRINGFIELD A CORPORATION SOLE	0	1.746	1.746
**D	TEMPLETON INTERNATIONAL EQUITY FUND	0	887.233	887.233
**D	TENNESSEE CONSOLIDATED RETIREMENT SYSTEM	0	2.271.144	2.271.144
**D	VANGUARD FTSE DEVELOPED EUROPE ALL CAP INDEX ETF	0	36.025	36.025
**D	VANGUARD FTSE DEVELOPED ALL CAP EX NORTH AMERICA INDEX ETF	0	161.093	161.093
**D	VANGUARD DEVELOPED ALL-CAP EX NORTH AMERICA EQUITY INDEX POOLED	0	13.641	13.641
**D	VANGUARD GLOBAL VALUE FACTOR ETF	0	1.651	1.651
**D	VANGUARD FTSE DEVELOPED EX NORTH AMERICA HIGH DIVIDEND YIELD IND	0	4.218	4.218
**D	WELLS FARGO BK DECL OF TRUST ESTABL INVEST FUNDS EMPLOYEE BEN TR	0	88.114	88.114
**D	WELINGTON COMPOUND GROWTH, L.P.	0	13.891	13.891
**D	WILMINGTON TRUST COLLECTIVE INVESTMENT TRUST	0	273.089	273.089
**D	VANGUARD ENERGY FUND	0	195.191	195.191
**D	VANGUARD ENERGY FUND	0	1.556.280	1.556.280

LISTA ESITO DELLE VOTAZIONE

Oggetto: Nomina del Presidente del Collegio Sindacale.

FAVOREVOLI

Badge	Ragione Sociale	Proprio	Delega	Totale
**D	VANGUARD TOTAL WORLD STOCK INDEX FUND	0	907.518	907.518
**D	VANGUARD DEVELOPED MARKETS INDEX FUND	0	16.096.177	16.096.177
**D	RC CAPITAL TRUST- THE INSTITUTIONAL INTERNATIONAL EQUITY PORTFOL	0	210.749	210.749
**D	HC CAPITAL TRUST - THE ESG GROWTH PORTFOLIO	0	6.471	6.471
**D	HC CAPITAL TRUST- THE CATHOLIC SRI GROWTH PORTFOLIO	0	3.820	3.820
**D	ARKWRIGHT, LLC	0	11.841	11.841
**D	INTERNATIONAL MONETARY FUND	0	156.511	156.511
**D	PUTNAM VARIABLE TRUST - PUTNAM VT GLOBAL ASSET ALLOCATION FUND	0	4.148	4.148
**D	PUTNAM DYNAMIC ASSET ALLOCATION GROWTH FUND	0	104.565	104.565
**D	PUTNAM DYNAMIC ASSET ALLOCATION BALANCED FUND	0	68.741	68.741
**D	PUTNAM DYNAMIC ASSET ALLOCATION CONSERVATIVE FUND	0	22.190	22.190
**D	PUTNAM TOTAL RETURN TRUST	0	6.360	6.360
**D	PUTNAM RETIREMENT ADVANTAGE GAA GROWTH PORTFOLIO	0	67.787	67.787
**D	PUTNAM RETIREMENT ADVANTAGE GAA BALANCE PORTFOLIO	0	39.007	39.007
**D	PUTNAM RETIREMENT ADVANTAGE GAA CONSERVATIVE PORTFOLIO	0	11.034	11.034
**D	PUTNAM RETIREMENT ADVANTAGE GAA INCOME STRATEGIES PORTFOLIO	0	11.186	11.186
**D	PUTNAM RETIREMENT ADVANTAGE GAA EQUITY PORTFOLIO	0	22.292	22.292
**D	PUTNAM TOTAL RETURN FUND, LLC	0	4.583	4.583
**D	THE STATE OF NEVADA	0	8.971	8.971
**D	PUTNAM DYNAMIC ASSET ALLOCATION EQUITY FUND	0	2.331	2.331
**D	THORNBURG INVESTMENT INCOME BUILDER FUND	0	4.060.252	4.060.252
**D	CANADA PENSION PLAN INVESTMENT BOARD	0	10	10
**D	ALLIANZ AZIONI EUROPA	0	229.250	229.250
**D	ALLIANZ AZIONI ITALIA ALL STARS	0	950.000	950.000
**D	ALLIANZ ITALIA 50 SPECIAL	0	25.000	25.000
2	AVV. DARIO TREVISAN RAPPRESENTANTE DESIGNATO IN QUALITA' DI DELEGATO E SUBDELEGATO AI SENSI DELL'ART. 135-NOVIES TUF	0	0	0
**D	ASS.NE CASSA NAZ. DI PREVIDENZA E ASS.ZA FAV. RAGIONIERI E PERITI COMMERCIALI	0	971.965	971.965
**D	CASSA NAZIONALE DEI RAGIONIERI	0	7.796	7.796
**D	HC RENTE	0	23.656	23.656
**D	SIEMENS DC BALANCED SIEMENS FONDS INVEST GMBH	0	14.393	14.393
**D	SIEMENS-FONDS SIEMENS-RENTE SIEMENS FONDS INVEST GMBH	0	490.721	490.721
**D	FONDAZIONE FINANZA ETICA	0	80	80
3	AVV. DARIO TREVISAN RAPPRESENTANTE DESIGNATO IN QUALITA' DI DELEGATO AI SENSI DELL'ART. 135-UNDECIES TUF	0	0	0
**D	FONDAZIONE CASSA DI RISPARMIO DI MOBENA	0	3.018.798	3.018.798
**D	CASSA NAZ. PREV. E ASS. INGEGNERI ARCH.L	0	12.687.050	12.687.050

952.420.359
97.224.906
26.207.275
2.641

Totale voti
Percentuale votanti %
Percentuale Capitate %

Azionisti in delega:

84573/1801

LISTA ESITO DELLE VOTAZIONE

Oggetto: Nomina del Presidente del Collegio Sindacale.

CONTRARI

Badge	Ragione Sociale	Proprio	Delega	Totale
1	AVV. DARIO TREVISAN RAPPRESENTANTE DESIGNATO IN QUALITA' DI DELEGATO AI SENSI DELL'ART. 135-NOVIES TUF	0	0	0
**D	CITIBANK NEW YORK A.D.R. DEPT	0	19.668	19.668
**D	CITIBANK NEW YORK A.D.R. DEPT	0	3.734	3.734
**D	CITIBANK NEW YORK A.D.R. DEPT	0	8.948	8.948
**D	CITIBANK NEW YORK A.D.R. DEPT	0	3.922	3.922
**D	CALIFORNIA STATE TEACHERS RETIREMENT SYSTEM	0	7.719.115	7.719.115
**D	IUOE LOCAL 793 MEMBERS PENSION BENEFIT TRUST OF ONTARIO	0	1	1
**D	TD EMERALD INTERNATIONAL EQUITYINDEX FUND	0	1	1
**D	TD INTERNATIONAL INDEX FUND	0	1	1
**D	TD EUROPEAN INDEX FUND	0	1	1
**D	TD INTERNATIONAL EQUITY INDEX ETF	0	1	1
**D	TD SYSTEMATIC INTERNATIONAL EQUITY LOW VOLATILITY ETF	0	1	1
**D	TD Q GLOBAL DIVIDEND ETF	0	1	1
2	AVV. DARIO TREVISAN RAPPRESENTANTE DESIGNATO IN QUALITA' DI DELEGATO E SUBDELEGATO AI SENSI DELL'ART. 135-NOVIES TUF	0	1	1
***	SONNESSA ALFREDO	0	0	0
***	TELESCA FRANCESCO SAVERIO	0	1	1
***	BAVA MARCO GEREZIA CARLO	0	1	1
***	ROSANIA ELMAN	0	1	1
**D	COM ARIA PULITA BAS ONLUS	0	2	2
**D	LIBERIAMO LA BASILICATA	0	1	1
	Totale voti			7.755.401
	Percentuale votanti %			0,791683
	Percentuale Capitale %			0,213401

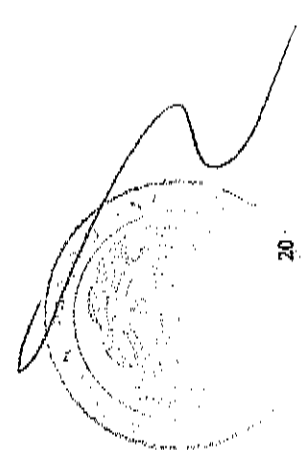
84573/1802

LISTA ESITO DELLE VOTAZIONE
 Oggetto: Nomina del Presidente del Collegio Sindacale.

ASTENUTI

Badge	Ragione Sociale	Proprio	Delega	Totale
1	AVV. DARIO TREVISAN RAPPRESENTANTE DESIGNATO IN QUALITA' DI DELEGATO AI SENSI DELL'ART. 135-NOVIES TUF	0	0	0
**D	HSEC GLOBAL POWER RESOURCES EQUITY FUND	0	59.397	59.397
**D	CITIBANK NEW YORK A.D.R. DEPT	0	156	156
**D	CITIBANK NEW YORK A.D.R. DEPT	0	24.080	24.080
**D	CITIBANK NEW YORK A.D.R. DEPT	0	18.378	18.378
**D	CITIBANK NEW YORK A.D.R. DEPT	0	43.760	43.760
**D	CITIBANK NEW YORK A.D.R. DEPT	0	66.702	66.702
**D	CITIBANK NEW YORK A.D.R. DEPT	0	17.272	17.272
**D	CITIBANK NEW YORK A.D.R. DEPT	0	3.762	3.762
**D	CITIBANK NEW YORK A.D.R. DEPT	0	15.214	15.214
**D	CITIBANK NEW YORK A.D.R. DEPT	0	5.328	5.328
**D	CITIBANK NEW YORK A.D.R. DEPT	0	3.270	3.270
**D	CITIBANK NEW YORK A.D.R. DEPT	0	452	452
**D	CHALLENGE PROVIDENT FUND 2	0	289.608	289.608
**D	CHALLENGE PROVIDENT FUND 1	0	45.219	45.219
**D	MEDIO M STANLEY GLEBL SLTN 1 -CASH	0	429.775	429.775
**D	CHALLENGE ENERGY FUND 2	0	111.150	111.150
**D	CATHOLIC ENDOWMENT FUND, LP	0	37.202	37.202
**D	OHIO NATIONAL FUND, INC.- ON INTERNATIONAL EQUITY PORTFOLIO	0	9.258	9.258
3	AVV. DARIO TREVISAN RAPPRESENTANTE DESIGNATO IN QUALITA' DI DELEGATO AI SENSI DELL'ART. 135-UNDECIES TUF	0	1.517	1.517
**D	FONDAZIONE ENPAM	0	0	0
	Totale voti		18.252.116	18.252.116
	Percentuale votanti %			
	Percentuale Capitale %			

84573/1803



LISTA ESITO DELLE VOTAZIONE
Oggetto: Nomina del Presidente del Collegio Sindacale.

84573/1804

NON VOTANTI

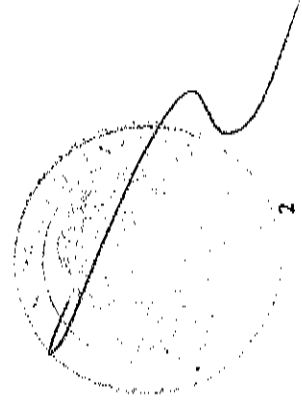
Badge	Ragione Sociale	Proprio	Delega	Totale
-------	-----------------	---------	--------	--------

Totale voti	0			
Percentuale votanti %	0,000000			
Percentuale Capitale %	0,000000			

LISTA ESITO DELLE VOTAZIONE
 Oggetto: Nomina del Presidente del Collegio Sindacale.

VOTI ESCLUSI DAL QUORUM Deliberativo

Badge	Ragione Sociale	Proprio	Delega	Totale
2	AVV. DARIO TREVISAN RAPPRESENTANTE DESIGNATO IN QUALITA' DI DELEGATO E SUBDELEGATO AI SENSI DELL'ART. 135-NOVIES TUF	0	0	0
**D	CASSA DEPOSITI E PRESTITI S.P.A.	0	936.179.478	936.179.478
**D	MINISTERO DELL'ECONOMIA E DELLE FINANZE	0	157.552.137	157.552.137
Totale voti	1.093.731.615			
Percentuale votanti %	111,649702			
Percentuale Capitale %	30,095648			



Azionisti in delega:

Pagina 66

F.to MARCEGAGLIA EMMA
 F.to PAOLO CASTELLINI - Notaio

84573/1805

RAGHA ANULLA

Assemblea Ordinaria del 13 maggio 2020

ALLEGATO " F "

ROGITO 23955

ESITO VOTAZIONE

Oggetto : Determinazione della retribuzione del Presidente del Collegio Sindacale e dei Sindaci effettivi

Hanno partecipato alla votazione:

- n° 2.655 azionisti,

portatori di n° 2.060.823.567 azioni ordinarie, tutte ammesse al voto,


pari al 56,706617% del capitale sociale.

Hanno votato:

	Voti	% su Azioni Ordinarie che hanno espresso il voto
Favorevoli	2.050.537.954	99,500898
Contrari	8.289.231	0,402229
SubTotale	<u>2.058.827.185</u>	99,903127
Astenuti	<u>1.996.382</u>	0,096873
Totale	<u>2.060.823.567</u>	100,000000
(Non Votanti)	12.518.024	

F.to MARCEGAGLIA EMMA

F.to PAOLO CASTELLINI - Notaio



LISTA ESITO DELLE VOTAZIONE

Oggetto: Determinazione della retribuzione del Presidente del Collegio Sindacale e dei Sindaci effettivi
FAVOREVOLI

Badge	Ragione Sociale	Proprio	Delega	Totale
1	AVV. DARIO TREVISAN RAPPRESENTANTE DESIGNATO IN QUALITA' DI DELEGATO AI SENSI DELL'ART. 135-NOVIES TUF	0	0	0
**D	ARCA FONDI SGR - FONDO ARCA AZIONI ITALIA	0	1.780.000	1.780.000
**D	ARCA FONDI SGR - FONDO ARCA ECONOMIA REALE BILANCIATO ITALIA 55	0	150.000	150.000
**D	FRANKLIN TEMPLETON INVESTMENT FUNDS	0	671.477	671.477
**D	MORGAN STANLEY INVESTMENT FUNDS	0	17.117	17.117
**D	AVIVA INVESTORS	0	41.920	41.920
**D	T. ROWE PRICE FUNDS SICAV	0	3.688	3.688
**D	T. ROWE PRICE FUNDS SICAV	0	61	61
**D	T. ROWE PRICE FUNDS SICAV	0	2.293	2.293
**D	T. ROWE PRICE FUNDS SICAV	0	187.472	187.472
**D	T. ROWE PRICE FUNDS SICAV	0	115.027	115.027
**D	T. ROWE PRICE FUNDS SICAV	0	10.311	10.311
**D	T. ROWE PRICE FUNDS SICAV	0	117.778	117.778
**D	ARK LIFE ASSURANCE COMPANY LIMITED	0	1.397.882	1.397.882
**D	BLACKROCK INDEX SELECTION FUND	0	1.349	1.349
**D	BLACKROCK FUNDS I ICAV	0	68.927	68.927
**D	SCHRODER ALTERNATIVE SOLUTIONS	0	163.935	163.935
**D	JPMORGAN INVESTMENT FUNDS	0	13.357.247	13.357.247
**D	SCHRODER INTERNATIONAL SELECTION FUND	0	1.533	1.533
**D	JPMORGAN FUNDS (IRELAND) ICAV	0	34.063	34.063
**D	ZURICH COMPANHIA SEGUROS SA	0	268.371	268.371
**D	UNIVERSAL INVEST SICAV	0	1.798.783	1.798.783
**D	BANCOPOSTA AZIONARIO EUR	0	62.816	62.816
**D	BP AZION FLESSIBILE	0	3.589	3.589
**D	BANCOPOSTA GLOBAL EQUITY LTE BANCOPOSTA	0	170.000	170.000
**D	II SICAV INSTITUTIONNELLE DE DROIT BELGE	0	201.040	201.040
**D	DPAM CAPITAL B	0	102.290	102.290
**D	DPAM DBI-RDT B	0	1.026.439	1.026.439
**D	CREDIT SUISSE INDEX FUND (LUX) - CSIF (LUX) EQUITY EMU	0	899.111	899.111
**D	CREDIT SUISSE INDEX FUND (LUX) - CSIF (LUX) EQUITY EMU BLEUE	0	11.759	11.759
**D	CREDIT SUISSE INDEX FUND (LUX) - CSIF (LUX) EQUITY EURO STOXX MULTI PREMIA	0	2.211	2.211
**D	CS INDEX FUND (LUX) - CSIF (LUX) EQUITY WORLD FACTOR MIX	0	3.075	3.075
**D	CREDIT SUISSE INDEX FUND (LUX) - CSIF (LUX) EQUITY WORLD MINIMUM VOLATILITY	0	6.000	6.000
**D	CSIF2 CS (LUX) PORTFOLIO FUND GLOBAL YIELD USD	0	11.394	11.394
**D	FIMREON WORLD EQUITY MULTI PREMIA DEFENSIVE (PENSION) CREDIT SUISSE FUNDS AG	0	146.515	146.515
**D	PK CSG WORLD EQUITY CREDIT SUISSE FUNDS AG	0	20.153	20.153
**D	CSIF (CH) III EQUITY WORLD EX CH VALUE WEIGHTED - PENSION FUND CREDIT SUISSE FUNDS AG	0	569.798	569.798
**D	AXA VORSORGE FONDS II - EQUITIES GLOBAL MARKETS CREDIT SUISSE FUNDS AG	0	26.109	26.109
**D	BALOISE FUND INVEST 2 (CH)-IF AKTIEN WELT EX SCHWEIZ CREDIT SUISSE FUNDS AG	0	15.256	15.256
**D	FIMREON WORLD EQUITY ISOPRO (PENSION) CREDIT SUISSE FUNDS AG	0	26.910	26.910
**D	AXA VORSORGE FONDS - EQUITIES GLOBAL MARKETS III CREDIT SUISSE FUNDS AG	0	86.025	86.025
**D	CSIF (CH) III EQUITY WORLD EX CH MINIMUM VOLATILITY - PF CREDIT SUISSE FUNDS AG	0	28.627	28.627
**D	CREDIT SUISSE FUNDS AG	0		

LISTA ESITO DELLE VOTAZIONE

Oggetto: Determinazione della retribuzione del Presidente del Collegio Sindacale e dei Sindaci effettivi
FAVOREVOLI

Badge	Regione Sociale	Proprio	Delega	Totale
**D	BALOISE FUND INVEST (CH)-AKTIEN WELT EX SCHWEIZ PASSIV CREDIT SUISSE FUNDS AG	0	6.081	6.081
**D	CSIF (CH) EQUITY EMU CREDIT SUISSE FUNDS AG	0	398.265	398.265
**D	AXA VORSORGE FONDS II - EQUITIES GLOBAL MARKETS PASSIVE CREDIT SUISSE FUNDS AG	0	233.907	233.907
**D	PROFOND UMBRELLA - AKTIEN AUSLAND MINIMUM VOLATILITY CREDIT SUISSE FUNDS AG	0	32.008	32.008
**D	CREDIT SUISSE INVESTMENT FUNDS 2 - CREDIT SUISSE (LUX) PORTFOLIO FUND GLOBAL BALANCED USD	0	20.000	20.000
**D	CSIF 4 - CREDIT SUISSE (LUX) GLOBAL HIGH INCOME FUND USD	0	20.000	20.000
**D	HELABA INVEST KAPITALANLAGEGESELLSCHAFT	0	18.492	18.492
**D	BERNISCHE PENSIONS KASSE	0	360.197	360.197
**D	KAIROS INTERNATIONAL SICAV - ITALIA	0	500.000	500.000
**D	KAIROS INTERNATIONAL SICAV EUROPAESG	0	12.000	12.000
**D	KAIROS INTERNATIONAL SICAV - TARGET ITALY ALPHA	0	26.000	26.000
**D	EHP ADVANTAGE INTERNATIONAL ALTERNA FUND	0	2.000	2.000
**D	SCHWAB INTERNATIONAL INDEX FUND	0	1.130.070	1.130.070
**D	THE MASTER TRUST BANK OF JAPAN LTD	0	11.400	11.400
**D	JAPAN TRUSTEE SERVICES BANK LTD	0	18.265	18.265
**D	JAPAN TRUSTEE SERVICES BANK LTD	0	5.525	5.525
**D	FIDELITY FUNDS SICAV	0	178.807	178.807
**D	FIDELITY POC VALUE UNCONSTRAINED	0	206	206
**D	MF PICTET MULTI ASSET FUND	0	42.228	42.228
**D	JAPAN TRUSTEE SERVICES BANK LTD	0	36.061	36.061
**D	THE MASTER TRUST BANK OF JAPAN LTD	0	11.052	11.052
**D	THE MASTER TRUST BANK OF JAPAN LTD	0	41.709	41.709
**D	JAPAN TRUSTEE SERVICES BANK LTD	0	13.499	13.499
**D	FIDELITY SAL ST FIDELITY GLOBAL EX US IN	0	653.184	653.184
**D	VANGUARD FUNDS PLC	0	1.930.729	1.930.729
**D	SCHWAB FUNDAMENTAL INTER LARGE COMP IN F	0	502.648	502.648
**D	FISHER INVESTMENTS ALL FOREIGN EQ COLL FD	0	9.697	9.697
**D	FISHER INVESTMENTS FOREIGN EQUITY COLL F	0	147.671	147.671
**D	SEI INSTITUT MANAGED TRUS MULTI AS ACC F	0	26.389	26.389
**D	VANGUARD INVESTMENT SERIES PLC	0	1.288.894	1.288.894
**D	VANGUARD INVESTMENT SERIES PLC	0	1.125.981	1.125.981
**D	VANGUARD INVESTMENT SERIES PLC	0	113.021	113.021
**D	VANGUARD INVESTMENT SERIES PLC	0	82.395	82.395
**D	VANGUARD INVESTMENT SERIES PLC	0	628.982	628.982
**D	FIDELITY SALEM STR F FID TOTAL INT IND F	0	435.837	435.837
**D	THE MASTER TRUST BANK OF JAPAN LTD	0	59.440	59.440
**D	THE MASTER TRUST BANK OF JAPAN LTD	0	4.927	4.927
**D	DEVELOPED INTERNATIONAL EQUITY SELECT ETF	0	3.651	3.651
**D	MONDRIN INT.EQ.COLLECTIVE.INV.TRUST	0	632.665	632.665
**D	FID SAL STR TRU; FID SAI	0	938.562	938.562
**D	FIDELITY UCITS I SICAV	0	10.068	10.068
**D	VARIABLE INSURANCE PRODUCTS FUND II: INTERNATIONAL INDEX PORTFOLIO	0	14.978	14.978
**D	FIDELITY SALEM STREET TRUST; FIDELITY ZERO INTERNATIONAL INDEX FUND	0	163.980	163.980

84573/1008

84573/1809

LISTA ESITO DELLE VOTAZIONE

Oggetto: Determinazione della retribuzione del Presidente del Collegio Sindacale e dei Sindaci effettivi FAVOREVOLI

Badge	Ragione Sociale	Proprio	Delega	Totale
**D	FIDELITY CONCORD STREET TRUST: FIDELITY SERIES INTERNATIONAL INDEX FUND	0	22.310	22.310
**D	SIX CIRCLES INTERNAT UNCONSTRAIN EQ FUND	0	1.201.942	1.201.942
**D	SIX CIRCLES MANAGED EQUITY PORTFOLIO INTERNATIONAL UNCONSTRAINED FUND	0	525.502	525.502
**D	SIX CIRCLES MANAGED EQUITY FOR	0	58.290	58.290
**D	THE MASTER TRUST BANK OF JAPAN LTD	0	2.579	2.579
**D	THE MASTER TRUST BANK OF JAPAN LTD	0	4.589	4.589
**D	LACM WORLD EQ EVDN	0	871	871
**D	LACM WORLD EQ DEFE	0	104	104
**D	THE MASTER TRUST BANK OF JAPAN LTD	0	109.254	109.254
**D	EUROPEAN EQUITY FUND OF KOKUSAI TRUST INTERTRUST TRUSTEES	0	18.379	18.379
**D	FISHER INVEST ALL WORLD EQ COLLECTIVE FD	0	453.005	453.005
**D	GLOBAL X SCIENTIFIC BETA EUROPE ETF	0	577	577
**D	THE MASTER TRUST BANK OF JAPAN LTD	0	231.204	231.204
**D	FIRST TRUST RIVERFRONT DYNAMIC EUROPE ET	0	22.297	22.297
**D	FIRST TRUST RIVERFRONT DYN DEV INT ETF	0	74.089	74.089
**D	MONDRIAN ALL COUN WORLD EX US EQ CO IN T	0	533.654	533.654
**D	MONDRIAN INTERNATIONAL EQUITY FUND	0	994.657	994.657
**D	ZURICH INSURANCE COMPANY LTD	0	12.563	12.563
**D	ZURICH INVESTMENTS LIFE S.P.A.	0	450.789	450.789
**D	HI MASTER VE FONDS	0	191.000	191.000
**D	BAYK G2 FONDS	0	274.544	274.544
**D	SAEV MASTERFONDS INKA	0	111.383	111.383
**D	HI MAMPT FONDS	0	132.037	132.037
**D	SIVE	0	40.225	40.225
**D	HL-KABL-FONDS	0	413.000	413.000
**D	HI PNWL DIVIDENDE PLUS FONDS	0	1.001.105	1.001.105
**D	HI-AXEL SPRINGER MASTER FONDS	0	19.518	19.518
**D	UNIVERSAL-OCO	0	67.950	67.950
**D	BI FINANZFONDS	0	22.315	22.315
**D	ALLIANZGI FONDS APNIESA	0	78.335	78.335
**D	ALLIANZGI FONDS FEV	0	7.296	7.296
**D	ALLIANZ GI FONDS RANW II	0	50.000	50.000
**D	BAYK A4 FONDS	0	50.585	50.585
**D	ALLIANZGI FONDS GANO 2	0	7.522	7.522
**D	ALLIANZGI FONDS PED	0	1.976	1.976
**D	ALLIANZGI FONDS REINVEST	0	2.966	2.966
**D	ALLIANZGI FONDS WERT	0	3.500	3.500
**D	ALLIANZGI FONDS UGF	0	7.000	7.000
**D	ALLIANZGI FONDS DPF DILLINGER PENSIONSFO	0	19.249	19.249
**D	ALLIANZGI FONDS GANO	0	1.294	1.294
**D	ALLIANZGI FONDS FIB	0	40.000	40.000
**D	ALLIANZGI FONDS AVP	0	1.948	1.948
**D	DBI FONDS EBB	0	10.560	10.560

LISTA ESITO DELLE VOTAZIONE

Objetto: Determinazione della retribuzione del Presidente del Collegio Sindacale e dei Sindaci effettivi
FAVOREVOLI

Badge	Ragione Sociale	Proprio	Delega	Totale
**D	ALLIANZGI FONDS TOB	0	7.930	7.930
**D	ALLIANZGI FONDS GDP	0	8.000	8.000
**D	ALLIANZGI FONDS NICO	0	1.854	1.854
**D	ALLIANZGI FONDS MAV	0	6.317	6.317
**D	ALLIANZGI FONDS PGD	0	10.842	10.842
**D	ALLIANZGI FONDS DUNHILL	0	6.520	6.520
**D	ALLIANZGI FONDS VSBW	0	30.025	30.025
**D	ALLIANZGI FONDS SIV	0	3.702	3.702
**D	SUEWE COFONDS	0	25.000	25.000
**D	ALLIANZGI FONDS PF1	0	9.887	9.887
**D	HFZH COFONDS	0	10.000	10.000
**D	ALLIANZGI FONDS PTVZ	0	95.751	95.751
**D	ALLIANZGI FONDS AFE	0	60.699	60.699
**D	ALLIANZGI FONDS PF2	0	98.899	98.899
**D	ALLIANZGI FONDS SVKK	0	2.474	2.474
**D	KRESHILFE 2 FONDS	0	4.210	4.210
**D	ALLIANZGI FONDS CAESAR	0	7.820	7.820
**D	AXA EURO DIVIDEND D	0	6.400	6.400
**D	HI R MASTER FONDS	0	8.718	8.718
**D	HI NSNPT BAP FONDS	0	4.524	4.524
**D	ALLIANZGI FONDS DPMS	0	8.135	8.135
**D	MASTERFONDS BRANTHUS	0	76.134	76.134
**D	HI BGHM AR MASTERFONDS	0	47.767	47.767
**D	ALLIANZGI FONDS OB PENSION	0	18.822	18.822
**D	SDK K3 FONDS	0	4.080	4.080
**D	BORDE-UI-FONDS	0	111.077	111.077
**D	ZURICH INSURANCE PLC	0	61.429	61.429
**D	ZURICH VIDA COMP DE SEGUROS Y REASEG SA	0	13.982	13.982
**D	BNP PARIBAS FUND	0	530.830	530.830
**D	GA FUND I	0	7.662	7.662
**D	BNP PARIBAS A FUND	0	7.415	7.415
**D	BNP PARIBAS EASY	0	338.864	338.864
**D	FONDAZIONE ROMA SIF	0	11.757	11.757
**D	BNP PARIBAS FUNDS	0	43.196	43.196
**D	JANUS HEND INSTIT EUROP INDEX OPP FUND	0	20.805	20.805
**D	AMERICAN HEART ASSOCIATION INC	0	8.462	8.462
**D	CARTILON CLARVEST INTERNATIONAL STOCK F	0	4.982	4.982
**D	CATHOLIC COMMUNITY FOUNDATION OF MINNESO	0	3.745	3.745
**D	GUIDEMARK WORLD-EX US FUND	0	26.279	26.279
**D	VAIDENT INTERNATIONAL EQUITY FUND	0	94.557	94.557
**D	PACIFIC GLOBAL INTERNATIONAL EQUITY INCOM	0	9.177	9.177
**D	BFTCJ DPF REVEH CITIEN RH FD SERV JERSEY	0	2.091	2.091
**D	STANDARD LIFE WEALTH INTERNATIONAL LTD	0	1.500	1.500

84573/2810

84573/1811

LISTA ESITO DELLE VOTAZIONE

Oggetto: Determinazione della ripartizione del Presidente del Collegio Sindacale e dei Sindaci effettivi
FAVOREVOLI

Badge	Ragione Sociale	Proprio	Delega	Totale
**D	BFCB DPF ECCLESTON G	0	36.203	36.203
**D	BMM (INTERNATIONAL) LIMITED	0	15.200	15.200
**D	BROOKS MACDONALD ASSET MANAGEMENT	0	2.308	2.308
**D	ENHANCED INDEX INTERNATIONAL SHARE FUND	0	239.334	239.334
**D	AUSTRALIAN CATHOLIC SUPERAN RETIREM FUND	0	36.420	36.420
**D	AMP CAP UNHEDGED GL SHS MULTI MAN FUND	0	43.129	43.129
**D	AMP INTERNATIONAL EQUITY INDEX FUND HEDG	0	299.268	299.268
**D	IPAC SPEC INV STR INT SHRESTRATEGY NO 1	0	6.853	6.853
**D	UNISUPER	0	22.135	22.135
**D	AMP CAPITAL GLOBAL QUALITY FUND	0	30.020	30.020
**D	WHOLESALE UNIT TRU MSCI GLOB IND SHAR FU	0	13.910	13.910
**D	STRATEGIC INTERNATIONAL EQUITY FUND	0	80.979	80.979
**D	WHOLESALE INTERNATIONAL CORE EQUITIES	0	14.343	14.343
**D	MERCER UNHEDGED OVERSEAS SHARES TRUST	0	11.448	11.448
**D	BNZ WHOLESALE INTERN EQUITIES INDEX FUND	0	32.824	32.824
**D	LEMBAGA TABUNG AMANAH PEKERJA	0	31.622	31.622
**D	BEF-FONDS E ACT. EUROPE	0	48.718	48.718
**D	FCPE BDF FONDS S SOLIDAIRE	0	10.244	10.244
**D	FCPE HORIZON EP. ACTION	0	25.509	25.509
**D	LA MONDIALE	0	1.170.000	1.170.000
**D	FCP CAMEST VALEURS EURO	0	381.370	381.370
**D	INDEP ACTIONS CROISSANCE	0	309.000	309.000
**D	CALCIUM QUANT	0	82.594	82.594
**D	SODIUM 1	0	235.514	235.514
**D	FCP BNP PARIBAS DEEP VALUE	0	500.167	500.167
**D	AMPLI MUTUELLE	0	17.400	17.400
**D	GINJER ACTIFS 360	0	644.800	644.800
**D	ARABELLE INVESTISSEMENTS	0	4.600	4.600
**D	FCP BNPP ACTION MORDE	0	10.803	10.803
**D	AXA INDICE EURO	0	188.200	188.200
**D	AXA OR E MATIERES PREMIERES	0	102.335	102.335
**D	AXA AA DIVERSFLE INDICIEL 1	0	213.400	213.400
**D	FCP FCE INVEST EURO	0	602.729	602.729
**D	FCP FRANCE INVEST. INTER	0	195.358	195.358
**D	AVIVA PATRIMOINE	0	29.519	29.519
**D	AVIVA DIVERSIFIE	0	5.323	5.323
**D	FCP ALM ACTIONS EURO	0	984.023	984.023
**D	FCP AVIVA INVESTORS SELECTION	0	27.140	27.140
**D	FCP AVIVA INVESTORS CONVICTION	0	252.423	252.423
**D	FCP AVIVA INVESTORS VALORISATION	0	153.453	153.453
**D	FCP APER ACTIONS EURO	0	1.302.705	1.302.705
**D	FCP AVIVA PERFORMANCE	0	8.268	8.268
**D	FCP AVIVA ACTIONS EURO	0	137.595	137.595

LISTA ESITO DELLE VOTAZIONE

Oggetto: Determinazione della retribuzione del Presidente del Collegio Sindacale e dei Sindaci effettivi
FAVOREVOLI

Badge	Ragione Sociale	Proprio	Delega	Totale
**D	FCP AFER ACTIONS MONDE	0	141.801	141.801
**D	FCP AVIVA STRUCTURE INDEX 3	0	133.492	133.492
**D	FCP ALM ACT ZONE EUR ISR	0	2.600.000	2.600.000
**D	FCP AG2R LA MONDIALE ACT EUROPE ISR	0	535.000	535.000
**D	ROSENBERG EUROBLOC	0	126.164	126.164
**D	CARDIF ASSURANCE VIE	0	346	346
**D	ROTHSCHILD AND CO ASSET MANAGEMENT EUROPE	0	26.500	26.500
**D	FCPE HENKEL BVSF INT EXP	0	763	763
**D	LM HARMONY	0	5.715	5.715
**D	FCP SAKKARAH 6	0	56.200	56.200
**D	STICHT BEDRIJFT FONDS VOOR DE MEDIA PNO	0	208.531	208.531
**D	BNP PARIBAS EQUITY - FOCUS ITALIA	0	80.035	80.035
**D	STICHTING AHOLD DELHAIZE PENSIOEN	0	207.557	207.557
**D	FRANCE INVESTISSEMENT CAPITALISATIONS MOYENNES	0	299.966	299.966
**D	INDEP AM	0	33.000	33.000
**D	FCP FPI ESG	0	23.522	23.522
**D	FCP FPE ESG	0	420.830	420.830
**D	CAISSE DES DEPOTS ET CONSIGNATIONS	0	11.404.476	11.404.476
**D	CAISSE DES DEPOTS ET CONSIGNATIONS	0	7.301.331	7.301.331
**D	CAISSE DES DEPOTS ET CONSIGNATIONS	0	46.959	46.959
**D	CAISSE DES DEPOTS ET CONSIGNATIONS	0	46.959	46.959
**D	FONDS DE RESERVE POUR LES	0	83.308	83.308
**D	JANUS HENDERSON ADAPTIVE GLOBAL ALLOCATI	0	1.937	1.937
**D	WORLD TRADE ORGANIZATION PENSION PLAN	0	22.445	22.445
**D	PICTET CH INSTITUTIONAL - EUROPEAN	0	179.690	179.690
**D	PICTET CH-GLOBAL EQUITIES	0	25.006	25.006
**D	SWISS LIFE LUXEMBOURG SA	0	147.377	147.377
**D	RAIFFEISEN INDEX FONDS EURO STOXX 50	0	47.574	47.574
**D	TURICUM AKTIEN UND IMMOBILIENWERTSCHRIFT	0	159.768	159.768
**D	PICTET-EUROLAND INDEX	0	136.390	136.390
**D	FOREIGN STOCK INDEX MOTHER FUND ONAL DEVELOPED COUNTRIES INDEX MOTHER FUNDD	0	458.139	458.139
**D	NOMURA TRUST BANKING TRUSTEE NIKKO GLOBA	0	81.300	81.300
**D	KAPAN PENSIONER FORSAKRINGSFORENING	0	148.077	148.077
**D	INVESTERINGSFORENINGEN PFA INVEST	0	1.163	1.163
**D	INVESTERINGSFORENINGEN BANKINVEST EUROPA SMALL CAP AKTIER KL	0	146.533	146.533
**D	GLOBALA AKSJER AS	0	48.027	48.027
**D	GLOBALA ESG AS	0	133.492	133.492
**D	VERIPAPIRFONDET EQUINOR AKSJER EUROPA	0	437	437
**D	STICHTING DEPOSITARY APG DEVELOPED	0	47.947	47.947
**D	EUROBEN LIFE-PENSION DAC	0	27.000	27.000
**D	EQUINOR INSURANCE A S	0	220.698	220.698
**D		0	7.283	7.283
**D		0	30.500	30.500

84573/1812

84573/1813

LISTA ESITO DELLE VOTAZIONE

Oggetto: Determinazione della ripartizione del Collegio Sindacale e dei Sindaci effettivi
FAVOREVOLI

Badge	Regione Sociale	Proprio	Delega	Totale
**D	EQUINOR PENSJON	0	155.000	155.000
**D	INT.: VERDIPAPIRFONDET STOREBRAND GLOBAL ESG GAR: JP MORGAN LUXC/OBPS	0	8.770	8.770
**D	VERDIPAPIRFONDET STOREBRAND INDEKS-NORGE	0	14.017	14.017
**D	INT.: VERDIPAPIRFONDET STOREBRAND GLOBAL ESG GAR: JP MORGAN LUXC/OBPS	0	53.361	53.361
**D	INT.: VERDIPAPIRFONDET STOREBRAND GLOBAL ESG GAR: JP MORGAN LUXC/OBPS	0	412.879	412.879
**D	VERDIPAPIRFONDET STOREBRAND GLOBAL ESG P	0	63.314	63.314
**D	MOMENTUM INVESTMENT FUNDS SICAV-SIF	0	80.560	80.560
**D	ROBECO UMBRELLA FUND I N.V.	0	123.779	123.779
**D	FUNDACAO CALOUSTE GULBENKIAN	0	708	708
**D	MOMENTUM GLOBAL FUNDS	0	19.645	19.645
**D	INVESTERINGSFORENINGEN PFA INVEST	0	4.068	4.068
**D	BLACKROCK INSTITUTIONAL POOLED FUNDS PLC	0	347.978	347.978
**D	KYBURG INSTITUTIONAL FUND - AKTIEN WELT	0	159.400	159.400
**D	BVK PERSONALVORSORGE DES KANTONS ZURICH	0	180.359	180.359
**D	PENSIONSKASSE SBB	0	99.489	99.489
**D	NFS LIMITED TRAFALGAR COURT ADMIRAL PARK ST. PETER PORT	0	28.635	28.635
**D	BRITISH COAL STAFF SUPERANNUATION SCHEME	0	130.570	130.570
**D	DEKA INVESTMENT GMBH RE DEKA-BASIS	0	12.000	12.000
**D	DEKA VERMOGENSMANAGEMENT GMBH RE KEPPLER	0	25.000	25.000
**D	DEKA VERMOG GMBH RE PRIV BANK. STRUKTUR	0	65.000	65.000
**D	DEKA VERMOGENSMANAGEMENT GMBH RE LINGOHR	0	88.671	88.671
**D	DEKA INVESTMENT GMBH RE DEKA	0	4.100	4.100
**D	DEKA VERMOGENSMANAGEMENT GMBH RE LINGOHR	0	232.056	232.056
**D	DEKA INVEST GMBH RE DEKA-BAY-FONDS	0	97.411	97.411
**D	DEKA INVESTMENT GMBH	0	49.249	49.249
**D	DEKA INVEST GMBH RE DEKA-NACHH KOM	0	84.985	84.985
**D	DEKA INV GMBH R DEK MSCI WORLD UCITS ETF	0	3.852	3.852
**D	DEKA INVEST.GMBH RE BEROLINAREN DEKA	0	4.850	4.850
**D	DEKA INV. GMBH RE DEKA ST.EUR.50 UCI ETF	0	21.029	21.029
**D	DEKA INV. GMBH DEKA MSCI EUROPE UCITS ET	0	118.931	118.931
**D	DEKA INVESTGMBH RE MSCI EUROPE LC UCITS	0	13.607	13.607
**D	DEKA INVESTMENT GMBH RE PKBMF	0	15.800	15.800
**D	DEKA INVEST DEKA EURO STOXX 50 - UCITS	0	812.843	812.843
**D	DEKA INVEST GMBH RE BALANCE DYNAMISCR	0	11.639	11.639
**D	DEKA INVEST RE/DEKAFUTUR-WACHSTUM	0	12.200	12.200
**D	DEKA INVESTMENT GMBH RE DEKAFUTUR-CHANCE	0	39.000	39.000
**D	DEKA INVESTMENT GMBH RE DEKA-BR 100	0	588.706	588.706
**D	DEKA INVEST GMBH RE DEKA-BR 85	0	30.785	30.785
**D	DEKA INVESTMENT GMBH RE DEKA-BR 75	0	29.640	29.640
**D	DEKA INVESTMENT GMBH RE DEKA-BR 55	0	12.991	12.991
**D	DEKA INVESTMENT GMBH RE DEKA-BR 35	0	72.423	72.423
**D	DEKA INVEST RE/DEKAFUTUR-ERTRAG	0	1.800	1.800
**D	DEKA INVEST RE DEKA-EUROLAND BALANCE	0	661.950	661.950

LISTA ESITO DELLE VOTAZIONE

Oggetto: Determinazione della retribuzione del Presidente del Collegio Sindacale e dei Sindaci effettivi
FAVOREVOLI

Badge	Ragione Sociale	Proprio	Delega	Totale
**D	DEKA INVESTMENT GMBH RE DEKA-DIVIDEND VA	0	170.000	170.000
**D	H.E.S.T. AUSTRALIA LIMITED	0	96.578	96.578
**D	IGIA SUPER TRUSTEE AS TRUSTEE FOR LGIA	0	66.416	66.416
**D	VANGUARD INTERNATIONAL SHARE INDEX FUND	0	67.901	67.901
**D	MINE SUPERANNUATION FUND	0	78.445	78.445
**D	AUSTRALIANSUPER	0	5.094	5.094
**D	VANGUARD INTERNATIONAL SHARE INDEX FUNG	0	759.899	759.899
**D	CONSTRUCTION AND BUILDING UNIONS SUPER F	0	199.785	199.785
**D	VANGUARD GLOBAL VALUE EQUITY FUND	0	327	327
**D	TEACHERS' RETIREMENT SYSTEM OF THE CITY OF NEW YORK	0	140.059	140.059
**D	SAS TRUSTEE CORPORATION POOLED FUND	0	6.311	6.311
**D	SAS TRUSTEE CORPORATION POOLED FUND	0	110.962	110.962
**D	UPS ASSET MANAGEMENT LIFE LTD	0	1.641.458	1.641.458
**D	MANAGEMENT BOARD PUBLIC SERVICE PENSION	0	8.455	8.455
**D	CONNECTICUT GENERAL LIFE INSURANCE COMPANY	0	14.388	14.388
**D	CONNECTICUT GENERAL LIFE INSURANCE COMPANY	0	31.127	31.127
**D	LUICRE PTY LTD FOR THE LABOUR UNION CO-OPERATIVE RETIREMENT FUND	0	30.800	30.800
**D	BANCO CENTRAL DE TIMOR-LESTE (BCTE)	0	46.691	46.691
**D	ROCKEFELLER & CO., INC	0	596.415	596.415
**D	CTIVP DFA INTERNATIONAL VALUE FUND	0	17.000	17.000
**D	RFA PENSION FORSIKRINGSAKTIESELSKAB	0	194.821	194.821
**D	JPMORGAN CHASE BANK - PB - UNITED STATES INDIVIDUALS	0	15.780	15.780
**D	JPMORGAN CHASE BANK - PB - UNITED STATES TRUSTS	0	3.921	3.921
**D	JPMORGAN CHASE BANK - PB - UNITED STATES PARTNERSHIP	0	5.179	5.179
**D	BRUNEL SHELL RETIREMENT BENEFIT FUND	0	1.970	1.970
**D	MANAGED PORTFOLIO SERIES INTL SH FUND 1	0	3.314	3.314
**D	TELSTRA SUPERANNUATION SCHEME	0	9.452	9.452
**D	FRANKLIN INTERNATIONAL CORE EQUITY FUND	0	16.310	16.310
**D	TEMPLETON INTERNATIONAL STOCK TRUST	0	254.968	254.968
**D	JEFFREY LLC	0	102.515	102.515
**D	WESTPAC WHOLESALE UNHEDGED INT SHARE TRU	0	9.875	9.875
**D	ANZ WHOLESALE INTERN.SHAPE NO. 1 FUND	0	64.222	64.222
**D	TCORPIM INTERNATIONAL SHARE (UNHEDGED) F	0	8.459	8.459
**D	ISHARES WHOLESALE SCREENED INT EQ IND F	0	149.401	149.401
**D	ISHARES EDGE MSCI WORLD MINIMUM VOLAT ET	0	16.039	16.039
**D	IRM-PERSONAL PENSION PLAN TRUST	0	3.074	3.074
**D	ONESRATH LOW-VOLATILITY GLOBAL EQ IN POOL	0	37.127	37.127
**D	ONEPATH-GLOB-SHARES-LARGE CAP DMHD IN P	0	23.367	23.367
**D	BT WHOLESALE-MULTI MANAG INTL SHARE FUND	0	208.266	208.266
**D	ACCIDENT COMPENSATION CORPORATION	0	25.277	25.277
**D	DEKA INVESTMENT GMBH RE DEKA-EUROBOND	0	60.243	60.243
**D	SUPER FUNDS MANAG CORP SOUTH AUSTRALIA	0	808.375	808.375
**D		0	24.816	24.816

845734814

84573/1815

LISTA ESITO DELLE VOTAZIONE

Oggetto: Determinazione della ripartizione del Collegio Sindacale e dei Sindaci effettivi
FAVOREVOLI

Badge	Ragione Sociale	Proprio	Delega	Totale
**D	TEMPLETON GLOBAL GROWTH FUND LIMITED	0	198.556	198.556
**D	TEMPLETON INTERNATIONAL EQUITY TRUST	0	144.877	144.877
**D	TEMPLETON GLOBAL TRUST FUND	0	36.210	36.210
**D	JP MORGAN CHASE RETIREMENT PLAN	0	132.028	132.028
**D	MTBJ DAIDO LIFE FOREIGN EQUITY MOTHER FD	0	3.510	3.510
**D	ISHARES WHOLESALE INTERN EQ INDEX FUND	0	176.150	176.150
**D	SUPERANNUATION FUNDS MANAGEMENT CORP	0	4.384	4.384
**D	SUPERANNUATION FUNDS MANAGEMENT CORPORAT	0	17.095	17.095
**D	BT WHOLESALE MULTI MANAG INTL SHARE FUND	0	63.376	63.376
**D	WSSP INTERNATIONAL EQUITIES TRUST	0	248.441	248.441
**D	KOOKMIN BANK ACTING AS TRUSTEE OF KIM PRIVATE NOBLE CLASS GLOBAL EQUITY MASTER INVESTMENT TRUST	0	7.146	7.146
**D	QANTAS SUPERANN. LTD ATF QANTAS SUP.PLAN	0	17.554	17.554
**D	WSSP INTERNATIONAL EQUITIES TRUST	0	95.063	95.063
**D	THE BOEING COMPANY EMPLOYEE RETIREMENT P	0	159.810	159.810
**D	DEKA INVEST GMBH RE A-VSA-FONDS	0	22.700	22.700
**D	ISHARES ALLCOUNTRY EQUITY INDEX FUND	0	10.128	10.128
**D	BAPTIST HEALTH SOUTH FLORIDA INC	0	326.228	326.228
**D	BLACKROCK FISSION INDEXED INTL EQUITY FD	0	19.595	19.595
**D	ADVANCE INTERNATIONAL SHARE INDEX FUND	0	214.269	214.269
**D	UBS FTSE RAFI DEVELOPED 1000 INDEX FUND	0	34.423	34.423
**D	UBS MSCI WORLD MINIMUM VOLATILITY IND FD	0	5.807	5.807
**D	RETIREMENT INCOME PLAN OF SAUDI ARABIAN OIL COMPANY	0	3.023	3.023
**D	NVIT INTERNATIONAL INDEX FUND	0	352.827	352.827
**D	FRANKLIN TEMPLETON VARIAB. INSURANCE	0	535.991	535.991
**D	SOUTHERN COMPANY SYSTEM MASTER RETIREMEN	0	654.283	654.283
**D	T. ROME PRICE INT.F.INC.T.R.P.INT.VAL.EQ	0	6.031.446	6.031.446
**D	EQ ADVISORS TRUST-AXA INTL.VALUE MANAGED	0	217.833	217.833
**D	MINISTRY OF ECONOMY AND FINANCE	0	3.191	3.191
**D	MINISTRY OF ECONOMY AND FINANCE	0	244.640	244.640
**D	MINISTRY OF ECONOMY AND FINANCE	0	252.161	252.161
**D	T. ROME PRICE INTERNATIONAL EQUITY INDEX	0	179.545	179.545
**D	FLEXSHAR.MORN.DEV.MARK.EX-US FAC.TILF IN	0	95.703	95.703
**D	SBC MASTER PENSION TRUST	0	430.345	430.345
**D	EQ ADV. TRUST AXA INTL.CORE MANAGED VOLA	0	127.819	127.819
**D	SBC MASTER PENSION TRUST 208	0	60.755	60.755
**D	T ROME CONCENTRATED INTERNAT EQUITY FUND	0	401.415	401.415
**D	FLEXSHARES MORNINGSTAR GLOBAL UPSTREAM N	0	479.482	479.482
**D	EQ ADVISORS TRUST EQ-GLOBAL EQUITY MANAG	0	100.968	100.968
**D	EQ ADVISORS TRUST - EQ/INTERNATIONAL MAN	0	360.602	360.602
**D	EQ ADVISORS TRUST - ATM INTERNATIONAL MA	0	260.316	260.316
**D	JNL/MELLON CAPITAL INTNAL INDEX FUND	0	292.064	292.064
**D	FLEXSHARES INTERNATIONAL QUALITY DIVIDEND DEFENSIVE INDEX FUND	0	4.448	4.448
**D	SBC MASTER PENSION TRUST	0	97.666	97.666

LISTA ESITO DELLE VOTAZIONE

Oggetto: Determinazione della retribuzione del Presidente del Collegio Sindacale e dei Sindaci effettivi
FAVOREVOLI

Badge	Ragione Sociale	Proprio	Delega	Totale
**D	T. ROWE PRICE INTERNATIONAL CONCENTRATED	0	488.973	488.973
**D	T. ROWE PRICE GLOBAL ALLOCATION FUND INC	0	57.503	57.503
**D	FLEXSHARES STOXX GLOBAL ESG IMPACT INDEX	0	358	358
**D	GOLDMAN SACHS TRUST - GOLDMAN SACHS ABSOLUTE RETURN TRACKER FUND	0	1.300	1.300
**D	GOLDMAN SACHS INTER EQUITY INSIGHTS FUND	0	258.081	258.081
**D	GOLDMAN SACHS VARIABLE IMS TRUST - G SACHS STRATEGIC INTER EQUITY FUND	0	13.476	13.476
**D	GOLDMAN SACHS VARIABLE IMS TRUST - G SACHS STRATEGIC INTER EQUITY FUND	0	1.137.493	1.137.493
**D	PUBLIC EMPLOYEES RETIREMENT SYSTEM OF OHIO	0	9.331.437	9.331.437
**D	MTB GOVERNMENT PENSION INVESTMENT FUND 4	0	2.986.129	2.986.129
**D	THE MASTER TRUST BANK OF JAPAN LTD	0	627.793	627.793
**D	AVIVA LIFE & PENSIONS UK LIMITED	0	111.801	111.801
**D	NATIONAL FARMERS UNION MUTUAL INSURANCE	0	78.043	78.043
**D	JOHN LEWIS PARTNERSHIP TRUST FOR PENSION	0	39.735	39.735
**D	THE BARCLAYS BANK UK RETIREMENT FUND	0	1.521.723	1.521.723
**D	THE MASTER TRUST BANK OF JAPAN, LTD. AS TRUSTEE FOR MUTB400045792	0	119.088	119.088
**D	VANGUARD FID COMPANY EUROPEAN STOCK INDEX	0	43.551.836	43.551.836
**D	VANGUARD TOTAL INTERNATIONAL STOCK INDEX	0	236.011	236.011
**D	MTB FOR GOVERNMENT PENSION FUND45828	0	4.989.801	4.989.801
**D	THE MASTER TRUST BANK OF JAPAN LTD	0	178.237	178.237
**D	STATE OF CALI SAV PLUS PROG MASTER TRUST	0	85.000	85.000
**D	DEKA INVE GMBH RE DEKA-PRIVATVORSORGE AS	0	7.800	7.800
**D	DEKA INVEST GMBH RE AGR DENA	0	25.000	25.000
**D	INTERNATIONALE KAPITALSANLAGEGESELLSCHAFT	0	22.369	22.369
**D	DEKA INV. GMBH RE ROLAND MASTERFONDS	0	1.700	1.700
**D	DEKA INVEST GMBH RE BODENSEE-FONDS	0	31.986	31.986
**D	DEKA INV GMBH RE FIDELITAS FUNDMASTER 8	0	10.267	10.267
**D	DEKA INVEST RE INTER-ESSEN-FONDS	0	9.000	9.000
**D	DEKA INVEST RE A-CRISPINUS FOND	0	8.350	8.350
**D	DEKA A-DIM-WETZLAR-FONDS	0	9.150	9.150
**D	DEKA A-DIM-WETZLAR-BALANCED-FONDS	0	124.000	124.000
**D	DEKA INVEST MBH VITUS FIRST VALUE FONDS	0	11.215	11.215
**D	DEKA INVESTMENT GMBH RE AUN-FONDS	0	3.021	3.021
**D	DEKA INVEST GMBH RE DEKA MULT ASS TOT RE	0	73.100	73.100
**D	DEKA FUND INVESTMENT RE/ A-BORCH-FONDS	0	10.650	10.650
**D	DEKA INVEST MAUBRONN-STROMBERG-FONDS	0	1.384	1.384
**D	DEKA INVESTMENT GMBH RE DEKA-BR 20	0	16.655	16.655
**D	DEKA INVEST. A-NORDHAUSEN 2-FONDS	0	35.289	35.289
**D	DEKA INVESTMENT GMBH RE RANW AKTIEN	0	2.000	2.000
**D	DEKA INVESTMENT GMBH RE TBG FONDS	0	25.000	25.000
**D	DEKA INVESTMENT GMBH RE MV-FONDS	0	414	414
**D	DEKA INV. RE A-STENDALER-ROLANDFONDS I	0	17.600	17.600
**D	DEKA INVESTMENT GMBH RE A-KSK FULDA-FOND	0	4.530	4.530
**D	DEKA INVESTMENT GMBH RE S-BROKER 1 FONDS	0	15.500	15.500
**D	DEKA INVESTMENT GMBH RE A-SKGO-FONDS	0		

Azionisti in delega: 2.596

84573/1816

84573/1817

LISTA ESITO DELLE VOTAZIONE

Oggetto: Determinazione della ripartizione del Presidente del Collegio Sindacale e dei Sindaci effettivi
FAVOREVOLI

Badge	Ragione Sociale	Proprio	Delega	Totale
**D	DEKA INVESTMENT GMBH RE A-RSD FONDS	0	14.000	14.000
**D	DEKA INVESTMENT GMBH RE A-AMISIA-FONDS	0	30.000	30.000
**D	DEKA INV. GMBH RE BAUTZEN FUNDMASTER	0	65.000	65.000
**D	DEKA INVESTMENT GMBH RE HERZOGTUM L	0	15.000	15.000
**D	DEKA INVESTMENT GMBH RE A-HECKER-FONDS I	0	34.000	34.000
**D	DEKA INVESTIME GMBH RE CHRONOS FUNDMASTER	0	25.000	25.000
**D	SUEBIA FONDS	0	145.317	145.317
**D	OB 2	0	84.803	84.803
**D	EPS	0	54.024	54.024
**D	BMM AG	0	56.579	56.579
**D	VGW POOLFONDS PAL	0	131.020	131.020
**D	DEKA VALUE PLUS	0	187.700	187.700
**D	ALLIANZGI-FONDS DSPT	0	107.410	107.410
**D	RAGS-FUNDMASTER	0	24.642	24.642
**D	UKA-FONDS	0	55.859	55.859
**D	DEAM FONDS VWK 2	0	15.000	15.000
**D	NATIONAL PENSION INSURANCE FUND	0	4.291	4.291
**D	NATIONWIDE INTERNRATIONAL INDEX FUND	0	228.836	228.836
**D	INTERNATIONAL FUND MANAGEMENT S.A. RE IF	0	600.000	600.000
**D	DEKA INTERNATIONAL S.A. RE DEKALUX-GLOBA	0	33.395	33.395
**D	DEKA INTERNATIONAL S.A. RE DEKA-EUROPAVA	0	11.212	11.212
**D	T ROME PRICE EUROPEAN STOCK FUND	0	1.261.122	1.261.122
**D	TEMPLETON INSTIT.FONDS-INTEL.EQUITY SERIE	0	753.707	753.707
**D	EQ ADVISORS TR EQ TEMPLE GLOB EQ M VO P	0	161.558	161.558
**D	FLEXSHARES INTERNATIONAL QUALITY DIVIDEND DYNAMIC INDEX FUND	0	64.881	64.881
**D	NVIT MULTI-MANAGER INTERNATIONAL VALUE F	0	12.093	12.093
**D	EQ ADVISORS TRUST - 1290 VT SMARTBETA EQ	0	2.100	2.100
**D	VANTARGETRUST III MAST COLLECT INVE FU TR	0	166.399	166.399
**D	BBP INKA	0	25.134	25.134
**D	THE NATIONAL FARMERS UNION MUTUAL INS LINK PEN	0	24.418	24.418
**D	THE MASTER TRUST BANK OF JAPAN LTD	0	88.533	88.533
**D	THE MASTER TRUST BANK OF JAPAN LTD	0	192.790	192.790
**D	BUREAU OF LABOR FUNDS-LABOR PENSION FUND	0	1.108	1.108
**D	BUREAU OF LABOR FUNDS-LABOR INSURANCE FU	0	1.825	1.825
**D	BUREAU OF LABOR FUNDS - LABOR RETIREMENT FUND	0	4.290	4.290
**D	NEW YORK STATE COMMON RETIREMENT FUND	0	63.300	63.300
**D	STATE OF WYOMING	0	125.801	125.801
**D	MINERWORKERS PENSION SCHEME	0	568.998	568.998
**D	FIDELITY INV.FONDS-FIDELITY INDEX WORLD	0	117.051	117.051
**D	FIDELITY INV. FIDELITY INDEX EUROPE EX U	0	159.340	159.340
**D	T.ROME PRICE FUNDS OEIC - CONTINENTAL EU	0	4.604	4.604
**D	AVIVA INVESTORS FUNDS ICVC-AVIVA INAVIVA INVESTORS FUNDS ICVC-AVIVA INCOME FUND	0	154.369	154.369

LISTA ESTO DELLE VOTAZIONE

Objetto: Determinazione della retribuzione del Presidente del Collegio Sindacale e dei Sindaci effettivi FAVOREVOLI

Badge	Ragione Sociale	Proprio	Delega	Totale
**D	THE MASTER TRUST BANK OF JAPAN LTD	0	17.506	17.506
**D	BLACKROCK INTERNATIONAL INDEX V.I. FUND OF BLACKROCK VARIABLE SERIES FUNDS INC.	0	32.371	32.371
**D	BLACKROCK MANAG.VOL.V.I. F. OF BLACK.VAR.	0	5.598	5.598
**D	BLACKROCK TACTICAL OPP FD OF BLACK FDS	0	24.865	24.865
**D	THE MASTER TRUST BANK OF JAPAN LTD	0	212.349	212.349
**D	THE MASTER TRUST BANK OF JAPAN LTD	0	1.126.158	1.126.158
**D	BLACKROCK INSTITUTIONAL TRUST COMPA	0	4.774.289	4.774.289
**D	BLACKR INS T COMP NA INV F FOR EMP BEN T	0	16.872.411	16.872.411
**D	BLACKROCK MSCI EAFE EQUITY INDEX NON-LENDABLE FUND	0	618.506	618.506
**D	TRUST AND CUSTODY SERVICES BANK LIMITED	0	211.633	211.633
**D	TRUST AND CUSTODY SERVICES BANK, LTD. AS TRUSTEE FOR MHTB AS TRUSTEE FOR MHAM INTERNATIONAL EQUITY INDEX MOTHER FUND	0	0	0
	18.956	18.956		
**D	VANGHARD INTERNATIONAL VALUE FUND I	0	5.778.704	5.778.704
**D	VFTC INST TOTAL INT STOCK MARKET IND TRU	0	1.175.052	1.175.052
**D	EUROPE EX-UK ALPHA TILTS ESG SCREEN	0	4.360	4.360
**D	EUROPE EQUITY INDEX ESG SCREENED FU	0	163.302	163.302
**D	MSCI EUROPE EQUITY INDEX FUND B (EU	0	2.108.103	2.108.103
**D	MSCI EUROPE EQUITY ESG SCREENED INDEX FUND B	0	2.933	2.933
**D	MSCI WORLD EQUITY ESG SCREENED INDE	0	510.819	510.819
**D	MSCI WORLD MINIMUM VOLATILITY ESG SCREEN	0	5.668	5.668
**D	TFL PENSION FUND	0	37.442	37.442
**D	BLACKROCK MSCI EMU IMI INDEX PD B (EMUIM	0	2.014	2.014
**D	MSCI ACWI EX-U.S. IMI INDEX FUND B2	0	171.036	171.036
**D	THRIFT SAVINGS PLAN	0	8.892.943	8.892.943
**D	BLACKROCK CDN WORLD INDEX FUND	0	131.838	131.838
**D	BLACKROCK CDN MSCI EAFE INDEX PLUS FUND	0	19.162	19.162
**D	BLACKROCK CDN MSCI EAFE EQUITY INDEX FUN	0	1.125.712	1.125.712
**D	CDN MSCI WORLD EX-CANADA MIN VOLA IND FD	0	51.195	51.195
**D	AVIVA INVESTORS INVESTMENT FUNDS IC	0	40.454	40.454
**D	STICHTING PENSIOENFONDS VOOR HUISARTSEN	0	70.350	70.350
**D	T.ROME PRICE RETIREMENT HYBRID TRUST	0	478.377	478.377
**D	T.ROME PRICE INTERNATIONAL VALUE EQUITY	0	3.717.470	3.717.470
**D	COLUMBIA CAPITAL ALLOCAT MODER CONSER PO	0	3.158	3.158
**D	COLUMBIA CAPITAL ALLOCATION MODER AGG P	0	2.379	2.379
**D	COLUMBIA CAPITAL ALLOCATION MODERATE POR	0	3.412	3.412
**D	COLUMBIA CAPITAL ALLOCATION CONSERVAT PO	0	2.064	2.064
**D	COLUMBIA CAPITAL ALLOCATION AGGRESSIVE P	0	2.818	2.818
**D	KATHERINE C. MOORE CHARITABLE LEAD ANNUITY TRUST II	0	337	337
**D	STATE OF NEW MEXICO STATE INVEST COUNCIL	0	408.870	408.870
**D	NEW YORK LIFE INSURANCE AND ANNUITY CO	0	7.265	7.265
**D	MULTI-MANAGER DIRECTIONAL ALTERNATIVE STRATEGIES FUND	0	5.345	5.345
**D	EQ ADVISORS TRUST - EQ/WELLINGTON E	0	8.101	8.101
**D	MULTI-MANAGER INTERNATIONAL EQUITY STRATEGIES FUND	0	310.593	310.593

84573/1818

84573/1819

LISTA ESITO DELLE VOTAZIONE

Oggetto: Determinazione della retribuzione del Presidente del Collegio Sindacale e dei Sindaci effettivi FAVOREVOLI


Badge	Ragione Sociale	Proprio	Delega	Totale
**D	JNL FRANKLIN TEMPLETON GRC ALLOCATION FU	0	49.672	49.672
**D	PROVEDA GLOBAL EQUITY, LP	0	1.610	1.610
**D	RETIREMENT PLAN FOR EMPLOYEES OF AETNA INC	0	61.738	61.738
**D	THE KATHERINE MOORE REVOCABLE TRUST	0	12.723	12.723
**D	JAB CONSOLIDATED LTD	0	1.265	1.265
**D	FM KIRBY DTD TRUST 1/3/75 FBO JEFFERSON W KIRBY	0	1.035	1.035
**D	FM KIRBY TRUST DTD 1/3/75 FBO S DILLARD KIRBY	0	3.532	3.532
**D	GLG INVESTMENTS UMBRELLA QIF PLC SUB FUND ELS QIF MASTER	0	236	236
**D	GLG MULTI-STRATEGY FUND	0	24	24
**D	GLG EUROPEAN LONG-SHORT FUND LTD	0	83	83
**D	MAN GLG TOPAZ LIMITED C/O MAPLES CORPORATE SERVICES LIMITED	0	128	128
**D	JAPAN TRUSTEE SERVICES BANK LTD	0	90.905	90.905
**D	FIDELITY PURITAN TF LOW PRICE STOCK FUND	0	4.795.060	4.795.060
**D	JAPAN TRUSTEE SERVICES BANK LTD	0	3.846	3.846
**D	NEUBERGER BERMAN INVESTM FUNDS PLC	0	1.971	1.971
**D	JPMORGAN ETFs (IRELAND) ICAV	0	2.064	2.064
**D	FIDELITY GROUP TRUST FOR EMPLOYEE BEN FL	0	743.952	743.952
**D	SCHRODER INTERNAT MULTI-CAP EQUITY TRUST	0	710.803	710.803
**D	THE MASTER TRUST BANK OF JAPAN LTD	0	51.414	51.414
**D	ANIMA SGR SPA - ANIMA VISCONTEO PLUS	0	213.016	213.016
**D	ANIMA SGR SPA	0	108.498	108.498
**D	ANIMA SGR SPA ANIMA CRESCITA ITALIA	0	539.468	539.468
**D	ANIMA ITALIA ANIMA SGR	0	1.898.034	1.898.034
**D	ANIMA VISCONTEO ANIMA SGR SPA	0	1.147.277	1.147.277
**D	ANIMA SFORZESCO ANIMA SGR SPA	0	559.209	559.209
**D	ANIMA SGR SPA - GESTIELLE PRO ITALIA	0	35.000	35.000
**D	ALETTI GES ABS RE	0	72.284	72.284
**D	ALETTI GES C MT IV	0	8.714	8.714
**D	ALETTI GES C MT V	0	142.217	142.217
**D	EXAME FUNDS 2	0	1.225.844	1.225.844
**D	WHOLESALE UNIT TRUST GLOBAL SHS FUND 5	0	17.706	17.706
**D	MERCER UNHEDGED OVERSEAS SHARES TRUST	0	34.208	34.208
**D	FD INTERNATIONAL SHARE FUND 1	0	43.699	43.699
**D	AMP CAPITAL SPEC INTERN SHARE FUND	0	22.058	22.058
**D	LBPAM ISR AVENIR EURO	0	7.523	7.523
**D	FCP LBPAM ACTIONS VALUE EURO	0	1.098.291	1.098.291
**D	LBPAM ACTIONS EURO LARGE CAP	0	171.892	171.892
**D	LBPAM IRC ACTIONS ISR	0	279.386	279.386
**D	FCP LBPAM DIVERSIFIE FOCUS OBLIG 3 5	0	12.193	12.193
**D	FCP LBPAM IRC ACTIONS EURO MIN VAR	0	75.755	75.755
**D	ACTIAM RESPONSIBLE INDEX FUND EQUITY EUR	0	525.437	525.437
**D	CM EUROPE ACTIONS	0	31.235	31.235
**D	FCP GAILLON NATURAL RESOURCES	0	20.000	20.000

LISTA ESITO DELLE VOTAZIONI

Oggetto: Determinazione della retribuzione del Presidente del Collegio Sindacale e dei Sindaci effettivi
FAVOREVOLI

Badge	Ragione Sociale	Proprio	Delega	Totale
**D	FCP CM-CIC EURO ACTIONS	0	147.594	147.594
**D	FCP CM FRANCE ACTIONS	0	958.746	958.746
**D	FCP UNION FRANCE	0	138.274	138.274
**D	FCP UNION EUROPE	0	330.657	330.657
**D	FCP UNI 1	0	16.608	16.608
**D	VALORATIONS	0	28.000	28.000
**D	FCP SAINT ARBOGAST	0	1.611	1.611
**D	FCPE ACCOR DIVERSIFIE	0	3.245	3.245
**D	FCP SCORE SIGMA	0	3.810	3.810
**D	FCP SCORE SAXE	0	1.879	1.879
**D	FCP SCORE 620	0	692	692
**D	FCP TROUVU	0	217	217
**D	FCPE LAGARDERE PUBLICITE AUDIO	0	156	156
**D	OTIS EP DIVERSIFIE	0	6.257	6.257
**D	FCP ES GESTION EQUILIBRE	0	95.257	95.257
**D	FCP ES DYNAMIQUE	0	58.791	58.791
**D	FCP SCORE 2012	0	1.129	1.129
**D	ADREA DIVERSIFIE FRANCHE COMTE	0	1.054	1.054
**D	FCP MARIE	0	2.467	2.467
**D	FCP SCORE M A R S	0	83	83
**D	FCP ARPESE ACTIONS	0	4.178	4.178
**D	FCP EPTA	0	3.317	3.317
**D	FCP FAMILLE FERRAND	0	949	949
**D	FCP PYRENEES GLOBAL	0	4.696	4.696
**D	FCP ASSOC GROUPE SAINT SAUVEUR	0	1.782	1.782
**D	FCPE GROUPE SAMSE	0	8.008	8.008
**D	FAMEM F	0	1.091	1.091
**D	FCP CONGREGATION DES SOEURS DE LA CROIX	0	373	373
**D	FCPE CONVERGENCE ACTIONS EUROPE	0	200	200
**D	FCPE FONCIL	0	9.265	9.265
**D	FCP OFFENSIF AIR LIQUIDE EXPANS	0	8.843	8.843
**D	RP FAMILY	0	764	764
**D	FCP PRIERE MARQUET	0	1.697	1.697
**D	FCP UEM DIVERSIFICATION	0	643	643
**D	FCP C.A.A.A. 58	0	716	716
**D	FTM 26	0	1.469	1.469
**D	FCP SEQUOIA	0	2.000	2.000
**D	FCPE AI DIVERSIFIE	0	1.610	1.610
**D	FCPE FCP TGR	0	7.632	7.632
**D	FCP DOSKONIEV	0	700	700
**D	FCP SACRE COEUR	0	2.000	2.000
**D	DIVINE PROVIDENCE JMM	0	1.000	1.000
**D	FCP TVN 2018	0	1.000	1.000

84573/1820



Azionisti in delega: 2.596

84573/1821

LISTA ESITO DELLE VOTAZIONI

Oggetto: Determinazione della retribuzione del Presidente del Collegio Sindacale e dei Sindaci effettivi
FAVOREVOLI

Badge	Ragione Sociale	Proprio	Delega	Totale
**D	FCP SCORE ACTIONS	0	1.000	1.000
**D	STOCKS FINANCES	0	1.500	1.500
**D	1504 FCP THALES AVIONICS	0	2.412	2.412
**D	STAUBLI 80 20 CREDIT MUTUEL FCPE	0	8.000	8.000
**D	STAUBLI 50 50 CREDIT MUTUEL FCPE	0	5.000	5.000
**D	FCP SCORE THAMRY	0	606	606
**D	FCP SCORE SAINT JOSEPH	0	575	575
**D	FCP SCORE FILLAUD	0	849	849
**D	FCP SCORE ORMESSON	0	2.320	2.320
**D	FCP SCORE M O	0	643	643
**D	FCP SCORE GALLEN	0	2.831	2.831
**D	FCP SCORE AUMEX	0	1.776	1.776
**D	FCP SCORE AD BESANCON	0	1.992	1.992
**D	FCP PIPE LINE SUD EUROPEEN	0	1.384	1.384
**D	FCP PATRIMOINE PLACEMENT 5	0	1.036	1.036
**D	FCP PATRIMOINE PLACEMENT 3	0	2.174	2.174
**D	FCP PATRIMOINE PLACEMENT 2	0	653	653
**D	LEXMARK DYNAMIQUE	0	2.371	2.371
**D	FCP GUTENBERG	0	2.377	2.377
**D	FCP GROUPE FORD FRANCE	0	2.119	2.119
**D	FCP GESTION PLACEMENT 1	0	743	743
**D	1515 FCP GERARD PERRIER	0	1.629	1.629
**D	1448 FCPE GE FACTOFRANCE	0	1.828	1.828
**D	FREESCALE DIVERSIFIE	0	6.763	6.763
**D	1584 FCP FERTILSODEBO	0	2.751	2.751
**D	FCP EUROP ASSISTANCE DIVERSIFIE	0	875	875
**D	FCP ESSO DIVERSIFIE	0	40.000	40.000
**D	FCP CRYOSTAR FRANCE	0	267	267
**D	FCP CH RIVER LABORATOIRES FRANCE	0	1.694	1.694
**D	FCP CAFSUGEL	0	3.875	3.875
**D	FCP PROVENCE DIVERSIFIE	0	230	230
**D	1262 FCP BEHR FRANCE	0	58	58
**D	FCPE AREVA ACTIONS	0	17.982	17.982
**D	APA SOLIDARITE FCP	0	1.235	1.235
**D	ACM ACTIONS PLUS	0	1.682	1.682
**D	ACM ACTIONS	0	1.210	1.210
**D	HSBC GLOBAL RESOURCES ENERGY MOTHER FUND	0	64.713	64.713
**D	MAINFRANKEN WERTKONZEPT AUSGEWOGEN	0	90.000	90.000
**D	KUWAIT FUND FOR ARAB ECONOMIC DEVELOPME	0	156.459	156.459
**D	SCHRODER GLOBAL ENHANCED INDEX FUND	0	40.932	40.932
**D	AXA EQUITABLE LIFE INSURANCE CO	0	28.148	28.148
**D	SCHRODER GLOBAL ACTIVE VALUE FUND	0	32.131	32.131
**D	SCHRODER GLOBAL RECOVERY FUND	0	907.079	907.079

LISTA ESITO DELLE VOTAZIONE

Oggetto: Determinazione della retribuzione del Presidente del Collegio Sindacale e dei Sindaci effettivi
FAVOREVOLI

Badge	Ragione Sociale	Proprio	Delega	Totale
**D	SCHRODER PENSION MANAGEMENT LTD	0	35.146	35.146
**D	EQ ADVISORS TRUST - EQ/AB DYNAMIC MODERA	0	102.922	102.922
**D	MFS GLOBAL TOTAL RETURN FUND	0	509.461	509.461
**D	EQ ADV TRUST EQ/INT. EQ. INDEX PORTFOLIO	0	550.559	550.559
**D	EQ ADVISORS TRUST - EQ/WELLINGTON 2	0	21.574	21.574
**D	MFS GLOBAL ALTERNATIVE STRATEGY FUND	0	5.664	5.664
**D	MFS INSTITUTIONAL INTERNATIONAL EQUITY F	0	6.116.128	6.116.128
**D	MFS DIVERSIFIED INCOME FUND	0	329.572	329.572
**D	JPM FUND ICVC-JPM MULTI-ASSET INCOME FD	0	13.339	13.339
**D	SCHRODER MOORGATE I FUND	0	123.014	123.014
**D	SCHRODER DIVERSIFIED GROWTH FUND	0	36.288	36.288
**D	DEKA INTERNATIONAL S.A. RE DEKAMULFI ASSET ERTRAG	0	6.000	6.000
**D	EQ ADVISORS TRUST-AXA/AB DYNAMIC GROWTH	0	23.287	23.287
**D	BUREAU OF LABOR FUNDS- LABOR PENSION FUND	0	1.138	1.138
**D	BUREAU OF LABOR FUNDS- LABOR PENSION FUND	0	377	377
**D	BUREAU OF LABOR FUNDS- LABOR PENSION FUND	0	207	207
**D	BUREAU OF LABOR FUNDS- LABOR RETIREMENT FUND	0	13.032	13.032
**D	BUREAU OF LABOR FUNDS- LABOR PENSION FUND	0	8.212	8.212
**D	BUREAU OF LABOR FUNDS- LABOR PENSION FUND	0	34.717	34.717
**D	BUREAU OF LABOR FUNDS- LABOR PENSION FUND	0	562.164	562.164
**D	MISSOURI EDUCATION PENSION TRUST	0	9.130	9.130
**D	SCHRODER ADVANCED BETA GLOBAL EQUITY SMA	0	3.250.416	3.250.416
**D	SCHRODER INCOME FUNDO	0	1.780.611	1.780.611
**D	SCHRODER INCOME MAXIMSER	0	160.731	160.731
**D	SCHRODER RESPONSIBLE VALUE UK EQUITY FUN	0	247.673	247.673
**D	SCHRODER QEP GLOBAL ACTIVE VALUE FUND	0	804.874	804.874
**D	SCHRODER EUROPEAN RECOVERY FUND	0	1.129.384	1.129.384
**D	SCHRODER GLOBAL EQUITY INCOME FUND	0	221.322	221.322
**D	SCHRODER QEP GLOBAL CORE FUND	0	0	0
**D	TRUST AND CUSTODY SERVICES BANK LTD AS TRUSTEE FOR FEDERATION OF NATIONAL PUBLIC SERVICE PERSONNEL MUTUAL AID ASSOCIATIO	146.140	0	146.140
**D	JPMORGAN DIVERSIFIED RETURN GLOB EQ ETF	0	8.834	8.834
**D	JPMORGAN INSURANCE TRUST INCOME BUILD PO	0	1.038	1.038
**D	JPMORGAN INCOME BUILDER FUND	0	120.928	120.928
**D	JPMORGAN GLOBAL ALLOCATION FUND	0	6.343	6.343
**D	JPMORGAN BETABUILDERS EUROPE ETF	0	282.377	282.377
**D	JPMORGAN BETABUILDERS INTERNATIONAL	0	8.410	8.410
**D	JPMORGAN DIVERSIF RETURN INTERNAT EQ ETF	0	167.919	167.919
**D	JPMORGAN DIVERSIFIED RETURN EUROPE EQUITY ETF	0	3.981	3.981
**D	JPMORGAN DIVERSIFIED FUND	0	9.278	9.278
**D	MFS INTERNATIONAL RESEARCH EQUITY LLC	0	26.422	26.422
**D	VERMONT PENSION INVESTMENT COMMITTE	0	185.155	185.155
**D	U S STEEL CORPO REPRES RETIREEES BENEF TR	0	3.646	3.646
**D	MASTER TRUST FOR THE SIEMENS MEDICAL SOL	0	104.299	104.299

84573/1022



84573/1823

LISTA ESITO DELLE VOTAZIONE

Oggetto: Determinazione della ripartizione del Collegio Sindacale e dei Sindaci effettivi
FAVOREVOLI

Badge	Ragione Sociale	Proprio	Delega	Totale
**D	OPPENHEIMER GLOBAL MULTI-ASSET GROWTH FUND	0	11.943	11.943
**D	MASTER TRUST FOR SIEMENS PENSION PLANS	0	32.357	32.357
**D	MASTER TRUST FOR SIEMENS SAVINGS PLANS	0	157.478	157.478
**D	COMMINGLED PENSION TRUST FUND (INTREPID INTERNATIONAL) OF JPMORGAN CHASE BANK	0	1.044.705	1.044.705
**D	SCHRODER GLOBAL MULTI-CAP VALUE PORTFOLIO L.P	0	9.096	9.096
**D	THE THALIDOMIDE CHILDRENS TRUST	0	22.630	22.630
**D	INTERNATIONALE KAPITALANLAGEGESELLSCHAFT MBH	0	1.892.665	1.892.665
**D	SONDERVERMOGEN INKA TERTIUS	0	10.863	10.863
**D	SONDERVERMOGEN INKA TERTIUS	0	64.805	64.805
**D	INTERNATIONALE KAPITALANLAGEGESELLSCHAFT MBH YORCKSTR. 21, DSSELDORF, 40476 GERMANY	0	945.377	945.377
**D	ALLIANZ CGI SUBFONDS EQUITIES	0	40.000	40.000
**D	SONDERVERMOGEN ALLIANZGI-FONDS DSW-DREFO	0	6.822	6.822
**D	SONDERVERMOGEN ALLIANZ ADAC AV FONDS	0	1.794.577	1.794.577
**D	ALLIANZ PV-WS RCM SYSPRO INDEXING EUROLAND	0	23.068	23.068
**D	ALLIANZ PV-WS RCM SYSPRO VALUE EUROPE	0	153.576	153.576
**D	SONDERVERMOGEN ALLIANZ VKA FONDS	0	401.320	401.320
**D	HSBC ETFs	0	69.752	69.752
**D	FRANKLIN TEMPLETON SHARIAH FUNDS BA	0	69.056	69.056
**D	HSBC GLOBAL INVESTMENT FUNDS	0	38.023	38.023
**D	HSBC ETFs PLC	0	139.221	139.221
**D	HSBC INSTITUTIONAL TRUST SERVICES IRELAND LIMITED RE 1 GRAND CANAL SQUARE GRAND CANAL HARBOUR, DUBLIN , IRELAND	0	0	0
	131.988			131.988
**D	THE PRUDENTIAL ASSURANCE COMPANY LTD	0	1.775.031	1.775.031
**D	PRUDENTIAL PENSIONS LIMITED	0	124.897	124.897
**D	ROYAL LONDON GROUP PENSION SCHEME	0	38.621	38.621
**D	HSBC EUROPEAN INDEX FUND	0	842.636	842.636
**D	REASSURE LIMITED	0	681.672	681.672
**D	HSBC GLOBAL FUND ICAV	0	1.844	1.844
**D	AI UK EQUITY INCOME FUND	0	100.423	100.423
**D	FRIENDS LIFE FUNDS LIMITED	0	347.449	347.449
**D	FRIENDS LIFE AND PENSIONS LIMITED PIXHAM END	0	691.785	691.785
**D	AI 50:50 GLOBAL EQUITY FUND	0	395.107	395.107
**D	AI DISTRIBUTION LIFE FUND	0	46.850	46.850
**D	AI STRATEGIC GLOBAL EQUITY FUND	0	200.378	200.378
**D	CENTRAL FINANCE BOARD METHODIST CHURCH	0	10.024	10.024
**D	FTSE ALL WORLD INDEX FUND	0	170.964	170.964
**D	TEMPLETON EUROPEAN EQUITY MASTER FUND	0	4.167	4.167
**D	AIA GLOBAL MULTI-FACTOR EQUITY FUN HSBC FRANCE	0	2.628	2.628
**D	MARITIME AND PORT AUTHORITY OF SINGAPORE	0	1.010	1.010
**D	HSBC LIFE (INTERNATIONAL) LIMITED	0	162.948	162.948
**D	HSBC MANAGED GROWTH FUND	0	18.201	18.201
**D	HSBC MANAGED BALANCED FUND	0	11.280	11.280
**D	JPMORGAN MULTI BALANCED FUND	0	1.920	1.920

LISTA ESITO DELLE VOTAZIONE

Oggetto: Determinazione della ripartizione del Collegio Sindacale e dei Sindaci effettivi
FAVOREVOLI

Badge	Regione Sociale	Proprio	Delega	Totale
**D	SCHRODER IN.F.F.ADV.GI.EQUITY.FU	0	25.565	25.565
**D	HSBC P IN F HSBC POOLED GLOBAL EQUITY FD	0	38.050	38.050
**D	ALLIANZ CHOICE BEST STYLES EUROPE FUND	0	62.100	62.100
**D	JPMORGAN MULTI INCOME FUND	0	49.454	49.454
**D	HSBC POOLED INVESTMENT FUND 1 QUEEN'S ROAD, CENTRAL, HONG KONG, HONG KONG	0	170.000	170.000
**D	HSBC EURO MULTI-ASSET INCOME FUND	0	20.919	20.919
**D	HANG SENG INSURANCE COMPANY LIMITED	0	62.756	62.756
**D	BEST INVESTMENT CORPORATION	0	364.682	364.682
**D	BEST INVESTMENT CORPORATION	0	98.912	98.912
**D	TRUST & CUSTODY SERVICES BANK LTD	0	342.752	342.752
**D	TRUST & CUSTODY SERVICES BANK LTD AS TRUSTEE FOR PENSION INVESTMENT FUND TRUST NUMBER 21	0	43.223	43.223
**D	MHTB (LUX)/TMA UMBRELLA FUND-GLOBAL EQUI	0	11.000	11.000
**D	TMA UMBRELLA FD-TMA ACWI EX-JAPAN PORTF.	0	16.400	16.400
**D	INV. DANSKE INVEST EUROPA INDEKS KL	0	128.588	128.588
**D	INV. DANSKE INVEST GLOBAL INDEKS KL	0	11.321	11.321
**D	INV DAN INV SEL GLOB EQUITY SOL AKK KL	0	49.742	49.742
**D	INV PROCAPTURE EUROPE INDEX FUND ACC KL	0	489.135	489.135
**D	GLOBAL AC INDEX FUND - ACCUMULATING KL	0	77.224	77.224
**D	PROFIL INVEST DANICA PENSJON NORGE	0	106.440	106.440
**D	AFDELING DANICA LINK - INDEKS GLOBALE AKTIER	0	11.080	11.080
**D	KAPITALFOR DANSKE INVEST INSTITUT DANICA PENSIONS - AKTIER	0	390.687	390.687
**D	DANICA PENSION LIVSPORSKRINGSAKTIESELSKAB	0	59.661	59.661
**D	DANSKE BANK PULJER	0	74.283	74.283
**D	SWISSCANTO FONDSLEITUNG AG	0	1.086.728	1.086.728
**D	SCOR SE PC SEGMENT	0	557.000	557.000
**D	POSTE INVESTO SOSTENIBILE BANCOPOSTA FON	0	9.598	9.598
**D	BP ORIZZONTE REDDITO	0	56.314	56.314
**D	SCOR SWITZERLAND ASSET SERVICES AG	0	215.000	215.000
**D	WIF-EUROPE OPPORTUNITIES FUND	0	62.320	62.320
**D	NMMS GHDE SCH ACCOUNT	0	560.200	560.200
**D	SWISS NATIONAL BANK	0	11.907.281	11.907.281
**D	ACM MUT FONDS GENERAL	0	459.900	459.900
**D	ACM IARD SA	0	277.590	277.590
**D	ACM VIE SA FONDS GENERAL	0	2.236.751	2.236.751
**D	SMITH GAMP; WILLIAMSON OVERSEAS	0	650	650
**D	PENSIONSKASSE DES BUNDES PUBLICA	0	541.739	541.739
**D	ALPHA-ARCHITECT INTERNATIONAL QUANTITATI	0	139.620	139.620
**D	FIDUCIARY TRUST COMPANY INTERNATIONAL AS AGENT FORUS CLIENTS	0	334	334
**D	KUTXABANK-GESTION SGIIC S.A.	0	222.872	222.872
**D	VIDAICAIXA, S.A.	0	834.434	834.434
**D	CAIXABANK/ASSET MANAGEMENT SGIIC SA	0	390.547	390.547
**D	NATIONAL WESTMINSTER BANK	0	39.967	39.967
**D	RUSSELL INVESTMENTS INSTITUTIONAL FUNDS	0	16.789	16.789

84573/1024

84573/1825

LISTA ESITO DELLE VOTAZIONE

Oggetto: Determinazione della retribuzione del Presidente del Collegio Sindacale e dei Sindaci effettivi
FAVOREVOLI

Badge	Regione Sociale	Proprio	Delega	Totale
**D	BLUEBAY GLOBAL CONVERTIBLE BOND FUND	0	75.176	75.176
**D	BLUEBAY US GLB CONV BND FND	0	2.650	2.650
**D	RBC FUNDS FOR BLUEBAY GLOBALMON TMLY INCOME BOND FUND	0	36.893	36.893
**D	CENTRICA COMBINED COMMONINVESTMENT FUND LIMITED	0	37.474	37.474
**D	BLUEBAY FUNDS - BLUEBAY GLOBAL CONVERTIBLE BOND FUND	0	47.350	47.350
**D	PB SSGA INTL EQ TAX	0	33.357	33.357
**D	IQ 500 INTERNATIONAL ETF	0	75.835	75.835
**D	SUBSIDIZED SCHOOLS PROVIDENT FUND	0	23.620	23.620
**D	GNPF COL EAFE GINNA Q	0	5.100	5.100
**D	CENTRAL PENSION FUND OF THE INTERNATIONAL UNION OF OPERATINGENGINEERS AND PARTICIPATING EMPLOYERS	0	40.403	40.403
**D	VOYA GLOBAL HIGH DIVIDEND LOW VOLATILITY FUND	0	5.100	5.100
**D	STICHTING BEDRIJFSKAPENSIOENFONDS	0	146.450	146.450
**D	STICHTING SPOORWEGPENSIOENFONDS	0	25.142	25.142
**D	THE CONSOLIDATED EDISON PENSION PLAN MASTER TRUST	0	180.748	180.748
**D	DEP OF SSGA NONUS EQUITY B2	0	15.008	15.008
**D	DEP OF SSGA NONUS EQUITY B1	0	13.158	13.158
**D	DEP OF SSGA NONUS EQUITY R2	0	17.646	17.646
**D	DEP OF SSGA NONUS EQUITY H1	0	10.174	10.174
**D	ST PF UNILEVER POS SCREENING PANEUR	0	484.200	484.200
**D	USMIA GLOBAL EQUITY	0	8.251	8.251
**D	MIRF ARROWSTREET FOREIGN	0	114.332	114.332
**D	MIRF MFS FOREIGN LARGE	0	148.721	148.721
**D	MIRF FISHER FRN LRG	0	180.909	180.909
**D	MARANIC II LLC	0	6.657	6.657
**D	MULTI ADVISOR FUNDS INTERNATIONAL EQUITY VALUE FUND	0	56.384	56.384
**D	DEUTSCHE ASSET MANAGEMENT INVESTMENT GMBH ON BEHALF OF DEUTSCHE DCG EQ	0	23.939	23.939
**D	PRINCIPAL DIVERSIFIED SELECT REAL ASSET FUND	0	9.717	9.717
**D	TENNESSEE VALLEY AUTHORITY ASSET RETIREMENT TRUST	0	16.531	16.531
**D	VY FRANKLIN INCOME PORTFOLIO	0	10.614	10.614
**D	EFI STRATEGIES PORTFOLIO	0	3.769	3.769
**D	ALAMOSA LLC	0	1.235	1.235
**D	INTL EQUITY FUND MONDRIAN	0	1.646.394	1.646.394
**D	CANDENCE GLOBAL EQUITY FUND LP	0	529	529
**D	DRMA LTD	0	71.775	71.775
**D	C9W CITY FD PARAMETRIC	0	9.161	9.161
**D	WF FAINT STATE STREET GLOBAL SERV	0	22.880	22.880
**D	CENTRAL PENSION FUND OF THE INT. UNION OF OPERATINGENGINEERS AND PARTICIPATING EMPLOYERS	0	189.841	189.841
**D	MANULIFE MULTIFACTOR DEVELOPED INTERNATIONAL INDEX	0	16.059	16.059
**D	CERVURITE INTERNATIONAL LLC	0	20.710	20.710
**D	1975 IRREV TRUST OF C D WEYERHAEUSER	0	1.768	1.768
**D	CDW 73 IRR PARA GL	0	1.544	1.544
**D	MOTHER CABBINI HEALTH FOUNDATION, INC.	0	35.397	35.397
**D	BARNARD COLLEGE	0	7.629	7.629

LISTA ESITO DELLE VOTAZIONI

Oggetto: Determinazione della ripartizione del Presidente del Collegio Sindacale e del Sindaco effettivi
FAVOREVOLI

Badge	Ragione Sociale	Proprio	Delega	Totale
**D	THE ALAIN LEGER FAMILY TRUST	0	20.410	20.410
**D	CORONATION FUND MANAGERS PTY LIMITED	0	11.160	11.160
**D	JOHN M MC DONOUGH IRAR MAN AND NAPIER	0	710	710
**D	G MCLACHLAN DECL TR-MANNING-NAPIER	0	1.051	1.051
**D	J MCCARTNEY 12-30-97 MANNING-NAPIER	0	1.004	1.004
**D	J HANSEN REV TR 4 29 81 MANNING	0	2.407	2.407
**D	PATRICK R HANS MANNING AND NAPIER	0	513	513
**D	GRUSECKI NEXGEN LLC MANNING AND NAPIER	0	1.263	1.263
**D	GOLDER 2007 FAM TR MANNING AND NAPIER	0	1.328	1.328
**D	THOMAS C GRUPTIS REV TR MANNING	0	880	880
**D	WILLIAM FOOTIE 95 TR MANNING AND NAPIER	0	849	849
**D	L BUONANNO TR TEMPLE SMITH SR M AND N	0	2.929	2.929
**D	OPUS FINANCIAL LLC MANNING AND NAPIER	0	5.264	5.264
**D	CJB FAMILY TR 06-15-00-MANNING	0	2.380	2.380
**D	CJB CRUT II 11 11 27 06 MANNING	0	1.660	1.660
**D	CJB CRUT 5 1 01 MANNING	0	3.152	3.152
**D	JEFFREY S AROMIN REV TRUST SUB	0	3.166	3.166
**D	TANGLIN CLAYMORE LLC MANNING	0	794	794
**D	CATHERINE SLARK TR MANNING AND NAPIER	0	728	728
**D	OLIVE MC CARTHY 2009 TRUST-MANNING	0	830	830
**D	BUNRATTY HOLDINGS, LLC-MANNING INTL	0	638	638
**D	THE MALUW FAMILY TRUST-MANNING-SUB	0	904	904
**D	FANCELLI FDN, INC. (SPECIAL)-MANNING	0	1.475	1.475
**D	DEBORAH A. SCHMIDT REV TR-MANNING	0	749	749
**D	J G FENCIK TR-MANNING AND NAPIER SUB	0	1.916	1.916
**D	R C DELL TRUST MANNING AND NAPIER ADV	0	950	950
**D	JAMES J BARKE 1987 TRUST MANNING	0	2.937	2.937
**D	ALMEIDA FAMILY LEGACY TR MANNING	0	596	596
**D	ELIZABETH E. RIORDAN 1997 TR MANNING	0	1.149	1.149
**D	B4306 FRB M LUND REV TR	0	1.639	1.639
**D	VOLUNTARY EMPLOYEES BENEFICIARY ASSOCIATION SOUTHERN CALIFORNIA EDISON COMPANY	0	8.034	8.034
**D	THE MANUFACTURERS LIFE INSURANCE COMPANY	0	12.281	12.281
**D	2054 APG DME BLACKS	0	41.495	41.495
**D	MORRIS 1992 GIFT TR FOR ELLEN M AND N	0	1.770	1.770
**D	A BERGDOLL REV TR MANNING AND NAPIER	0	747	747
**D	QUIGG VENTURES LLC MANNING AND NAPIER	0	997	997
**D	INVESCO MARKETS II PLC	0	8.620	8.620
**D	WILM MULTI MGR ALT-FD ANALYTIC INV	0	21.499	21.499
**D	ARROWSBRET COLLECTIVE INVESTMENT TRUST	0	42.325	42.325
**D	RWSF CIT SAFE	0	536.877	536.877
**D	RWSF CIT ADVEXUS	0	471.357	471.357
**D	FISHER INVESTMENTS INSTITUTIONAL GROUP ESG STOCK FUND FOR RETIREMENT PLANS	0	61	61
**D	FISHER INVESTMENTS INSTITUTIONAL GROUP STOCK FUND FOR RETIREMENT PLANS	0	58	58

84573/1826

84573/1824

LISTA ESITO DELLE VOTAZIONE

Oggetto: Determinazione della retribuzione del Presidente del Collegio Sindacale e dei Sindaci effettivi FAVOREVOLI

Badge	Ragione Sociale	Proprio	Delega	Totale
**D	GLOBAL ATLANTIC GOLDMAN SACHSGLOBALEQUITY INSIGHTS PORTFOLIO	0	2.972	2.972
**D	GLOBAL ATLANTIC BLACKROCK DISCIPLINED INTERNATIONAL CORE PORTFOLIO	0	3.871	3.871
**D	SHELL CANADA 2007 PENSION PLAN	0	31.629	31.629
**D	FIDELITY SALEM STREET TRUST FIDELITY SAI INTERNATIONAL INDEX FUND	0	999.834	999.834
**D	SHELL CANADA 2007 PENSION PLAN 400	0	23.127	23.127
**D	TEXAS UTILITIES QUAL NDT PARTNERSHIP	0	4.545	4.545
**D	RCB AVOIRS FIA	0	20.790	20.790
**D	RCB AVOIRS OPCVM	0	655.500	655.500
**D	ZVK DEAM SPK	0	72.000	72.000
**D	RCB OMNIBUS	0	17.545	17.545
**D	ALAS INV SERVICESMONDRIAN INV	0	84.263	84.263
**D	UND INVESTMENT PARTNERSHIP COMPANY	0	1	1
**D	ADVANCED SERIES TRUST AST T ROWE PRICE GROWTH OPPORTUNITIES PORTFOLIO GATEWAY CENTER	0	118.259	118.259
**D	AST TRP DIVERS REAL GWTH PORT PDMO	0	6.128	6.128
**D	GREAT WEST CORE STRATEGIES INTERNATIONAL EQUITY FUND	0	8.861	8.861
**D	DT INTERNATIONAL STOCK INDEX FUND	0	112.646	112.646
**D	NATWEST TDS DEP BNYM RM GLO EQ FUND	0	5.281	5.281
**D	THE NATURE CONSERVANCY WORLDWIDE OFFICE	0	7.061	7.061
**D	GS TACS MARKET CONTINUOUS INTERNATIONAL	0	123.960	123.960
**D	NON US EQUITY MGRS PORT 4 LSV	0	132.100	132.100
**D	UNEMPLOYMENT PENSION FUND	0	19.467	19.467
**D	LEGAL AND GENERAL UCITS ETF PLC	0	83.935	83.935
**D	THE BANK OF NEW YORK MELLON (INTERNATIONAL) LIMITED AS TRUSTEE FOR LIONTRUST EUROPEAN INCOME FUND	0	106.316	106.316
**D	THE BANK OF NEW YORK MELLON (INTERNATIONAL) LIMITED AS TRUSTEE FOR LIONTRUST EUROPEAN ENHANCED INCOME FUND	0	0	0
	38.524			
**D	NATIONAL BANK TRUST	0	169.285	169.285
**D	CADENCE GLOBAL EQUITY FUND LP	0	2.156	2.156
**D	VANGUARD EUROPEAN STOCK INDEX FUND	0	4.427.929	4.427.929
**D	WESPATH FUNDS TRUST	0	14.021	14.021
**D	VANGUARD FTSE ALL-WORLD EX US INDEX FUND	0	4.572.028	4.572.028
**D	VAERDIPAPFONDEN SPARINVEST INDEX	0	28.091	28.091
**D	THE HARTFORD RETIREMENT PLAN TRUST FOR US EMPLOYEES	0	43.168	43.168
**D	SUBSIDIZED SCHOOLS P FUND NORTHERN	0	25.940	25.940
**D	INTERNATIONAL EQUITY FUND	0	127.007	127.007
**D	OLD WESTBURY ALL CAP ESG FUND	0	18.406	18.406
**D	QS STRATEGIC REAL RETURN FUND	0	5.776	5.776
**D	55041 KUP GLOBALE AKTIER IV	0	4.457	4.457
**D	55002 UP EUROPREISRE AKTIER	0	335.355	335.355
**D	KAPITALFORENINGEN EMD INVEST GLOBALE AKTIER III	0	31.905	31.905
**D	KAPITALFORENINGEN EMD INVEST GLOBALE AKTIER II	0	26.221	26.221
**D	MSAR SCHRODER	0	84.264	84.264
**D	AUTORIDADE MONETARIA DE MACAU	0	68.088	68.088
**D	XTRACKERS MSCI KOKUSAI EQUITY ETF	0	2.651	2.651

LISTA ESITO DELLE VOTAZIONE

Oggetto: Determinazione della ripartizione del Presidente del Collegio Sindacale e dei Sindaci effettivi FAVOREVOLI

Badge	Ragione Sociale	Proprio	Delega	Totale
**D	ENI MELLON INTERNATIONAL EQUITY EFF	0	5.128	5.128
**D	RPTCL GRPE RAILPEN IVAL	0	2.071.245	2.071.245
**D	NORFOLK COUNTRY RETIREMENT SYSTEM	0	40.132	40.132
**D	IVY PROSHARES MSCI ACWI INDEX FUND	0	5.431	5.431
**D	BCT POOLED INVESTMENT FUND SERIES SMARTEUROPEAN EQUITY FUND	0	22.174	22.174
**D	STEWARDSHIP FOUNDATION	0	2.359	2.359
**D	SEQUOIA FOUNDATION	0	227	227
**D	FOREST FOUNDATION	0	443	443
**D	JOHN SPEARS GRAT I DTD	0	11.225	11.225
**D	JOHN D SPEARS GRAT 1 DTD 2 20 2009 FNONANA SPEARS	0	5.225	5.225
**D	CAROL SPEARS TWKF3506002 JOHN SPEARS	0	1.975	1.975
**D	JOHN D. SPEARS REVOCABLE TRUST	0	61.500	61.500
**D	THE UNIVERSITY COURT OF THE UNIVERSITY OF GLASGOW	0	19.590	19.590
**D	THE COMMONWEALTH FUND	0	1.536	1.536
**D	UNIVERSITY OF WISCONSIN	0	95.503	95.503
**D	PAUL ARTHUR BONDER PAGE LEIGH BONDOR JT TEN	0	711	711
**D	JULES M LASER MANNING AND NAPIER	0	650	650
**D	PANAGORA RISK PARITY MULTI ASSET MASTER FUND LTD	0	36.435	36.435
**D	R K MELLON INTERNATIONAL FUND	0	76.357	76.357
**D	RICHARD KING MELLON FDN	0	132.232	132.232
**B	WBW TRUST NUMBER ONE	0	1.114	1.114
**D	UPMC BMO FCP	0	43.704	43.704
**D	CF DV DYNAMIC GROWTH FUND	0	1.030	1.030
**D	CF DV INTERNATIONAL STOCK INDEX FUND	0	104.672	104.672
**D	THE BANK OF NEW YORK MELLON EMPLOYEE BENEFIT COLLECTIVE INVESTMENT FUND PLAN	0	1.934.606	1.934.606
**D	BNYM EB DYNAMIC GWTH MCM	0	3.907	3.907
**D	PACIFIC FUNDS DIVERSIFIED INCOME	0	816	816
**D	1895 FONDS FGR	0	405.328	405.328
**D	PRINCIPAL FUNDS INC DIVERSIFIED REAL ASSET FUND	0	182.635	182.635
**D	PHILADELPHIA GAS WORKS PENSION PLAN	0	4.154	4.154
**D	VAERDIPAPIRFONDEN SEARINVEST INDEX GLOSALE AKTIER EPIK KL ID SPARINVEST	0	7.803	7.803
**D	FIRST STATE INVESTMENTS ICVC FIRST STATE DIVERSIFIED GROWTH FUND	0	729	729
**D	VOYA MUTLI MANAGER INTERNATIONAL FACTORS FUND	0	66.151	66.151
**D	MEDTRONIC DEFINED CONTRIBUTION PLAN MASTER TRUST	0	53.142	53.142
**D	BELL ATLANTIC MASTER TRUST	0	406.646	406.646
**D	EMPLOYEES RETIREMENT SYSTEM OF THE STATE OF HAWAII	0	15.833	15.833
**D	PENSION-RESERVES INVESTMENT TRUST FUND	0	2.597.026	2.597.026
**D	OPERATING ENGINEERS LOCAL 101 PENSION FUND	0	39.516	39.516
**D	FLORIDA RETIREMENT SYSTEM	0	780.183	780.183
**D	BLACKROCK WORLD EX FLORIDA RET SYS	0	489.083	489.083
**D	FLORIDA RETIREMENT SYSTEM	0	50.102	50.102
**D	FLORIDA RETIREMENT SYSTEM	0	131.064	131.064
**D	EMPLOYEES RETIREMENT SYSTEM OF TEXAS	0	146.000	146.000

84573/1828

84573/1829

LISTA ESITO DELLE VOTAZIONE

Oggetto: Determinazione della ripartizione del Collegio Sindacale e dei Sindaci effettivi
FAVOREVOLI

Badge	Ragione Sociale	Proprio	Delega	Totale
**D	BNYMTD BLK CONT EUR EQ TRCK FD INV	0	1.793.730	1.793.730
**D	PF INTERNATIONAL LARGE CAP FUND	0	27.943	27.943
**D	PACIFIC LIFE FUNDS PL INTERNATIONAL VALUE FUND	0	66.901	66.901
**D	BNYMTD RM GLOBAL HIGH ALPHA FUND	0	42.855	42.855
**D	PENN SERIES DEV INTL INDEX FUND	0	18.386	18.386
**D	BLL AQUIL LIFGL03000 FMEN WHT INDEF	0	203.461	203.461
**D	POOL RE L AND G MSCI EQ	0	68.172	68.172
**D	AST GS MULTI ASSET PORT LIQ FQHB	0	6.745	6.745
**D	SRP PANAGORA	0	450.901	450.901
**D	UTC EDHEC BLACKROCK UNITED TECHNOLOGIES CORPORATION MASTER RETIREMENT	0	6.188	6.188
**D	TEA BLACKROCK INC INTL	0	1	1
**D	NV RBIF ALLNCEBRNSTN INTL EQ	0	23.313	23.313
**D	NV PERS SSGA EAFE INDEX PUBLIC EMPLOYERS RETIREMENT SYSTEM OF NEVADA	0	794.715	794.715
**D	NV PERS MELLON CAPITAL INDEX	0	744.610	744.610
**D	LOUISIANA STATE ERS MONDRIAN LG CAP	0	433.004	433.004
**D	LOUISIANA STATE ERS MSCI EXUS INDEX	0	137.602	137.602
**D	ENSIGN PEAK FISHER INVESTMENTS	0	283.626	283.626
**D	INB COP TREAS FWP RHUMBLINE MSCI	0	17.718	17.718
**D	CPA COP PSERS WELLINGTON COMMODITY COMMONWEALTH OF PENNSYLVANIA PUBLIC SCHOOL EMPLOYEES RETIREMENT SYSTEM	0	109.929	109.929
**D	CPA COP PSERS ACMI X US INDEX	0	322.964	322.964
**D	INTERNATIONALE KAPITALANLAGEGESELLSCHAFT MBH ACTING FOR ACCOUNT OF INKA PBEAKK	0	82.426	82.426
**D	INTERNATIONALE KAPITALANLAGEGESELLSCHAFT MBH ACTING FOR ACCOUNT OF INKA PBEAKK	0	10.108	10.108
**D	UPMC BMO PENSION	0	41.713	41.713
**D	UPMC BMO	0	28.891	28.891
**D	FLORIDA BIRTH RELATED NEUROLOGICAL INJURY COMPENSATION ASSOCIATION	0	35.051	35.051
**D	FRANKLIN FUND ALLOCATOR SERIES FRANKLIN INTERNATIONAL CORE EQUITY IU FUND	0	204.667	204.667
**D	ADEPT INVESTMENT MANAGEMENT PLC	0	149.003	149.003
**D	CEP DEP IP EURO EX UK ENH IND FD	0	2.452	2.452
**D	VIRGINIA RETIREMENT SYSTEM	0	648.789	648.789
**D	PMPT INKA FONDS	0	91.976	91.976
**D	PMPT INKA FONDS	0	67.330	67.330
**D	DUKE ENERGY QUALIFIED NUCLEAR DECOMMISSIONING	0	110.016	110.016
**D	PUBLIC EMPLOYEES RETIREMENT SYSTEM OF MISSISSIPPI	0	1	1
**D	INDIANA UNIVERSITY FOUNDATION SHOWALTER HOUSE	0	55.053	55.053
**D	INDIANA PUBLIC RETIREMENT SYSTEM	0	357.479	357.479
**D	ELECTRICAL WORKERS LOCAL NO 26 PENSION TRUST FUND	0	63.185	63.185
**D	ZOETWAREN ROBECO MANAGED	0	44.405	44.405
**D	MAATSCHAPPIJ VOOR ROEBEND BEZIT VAN DE BOERENBOND MRBB CVBA	0	198.616	198.616
**D	IOWA PUBLIC EMPLOYEES RETIREMENT SYSTEM	0	22.285	22.285
**D	METROPOLITAN LIFE INSURANCE COMPANY	0	135.256	135.256
**D	METROPOLITAN LIFE INSURANCE COMPANY	0	16.599	16.599
**D	ENERGY INSURANCE MUTUAL LIMITED	0	13.905	13.905

LISTA ESITO DELLE VOTAZIONE

Oggetto: Determinazione della retribuzione del Presidente del Collegio Sindacale e dei Sindaci effettivi FAVOREVOLI

Badge	Regione Sociale	Proprio	Delega	Totale
**D	PRUDENTIAL INVESTMENT PORTFOLIO 2 PRUDENTIAL QMA INTL DEVELOPED MKRKS INDEX FUND	0	8.485	8.485
**D	AL TRUST AKTIEN EUROPA SPK	0	18.779	18.779
**D	UPS GROUP TRUST	0	104.529	104.529
**D	UMC BENEFIT BOARD INC	0	124.410	124.410
**D	SOUTH CAROLINA RETIREMENT SYSTEMS GROUP TRUST	0	117.110	117.110
**D	THE STATE OF CONNECTICUT ACTING THROUGH ITS TREASURER	0	412.243	412.243
**D	BOARD OF PENSIONS OF THE EVANGELICAL LUTHERAN CHURCH IN AMERICA	0	1.126	1.126
**D	THE BANK OF NEW YORK MELLON CORPORATION RETIREMENT PLANS MASTER TRUST	0	102.534	102.534
**D	SCHOOL EMPLOYEES RETIREMENT SYSTEME OF OHIO	0	358.852	358.852
**D	PUBLIC EMPLOYEES RETIREMENT ASSOCIATION OF NEW MEXICO	0	98.961	98.961
**D	STICHTING BEDRIJFSPENSIOENFONDS VOOR	0	58.928	58.928
**D	KAPITALFORENINGEN INVESTIN PRO	0	9.436	9.436
**D	POWERSHARES S AND P INTERNATIONAL DEVELOPED HIGH DIVIDEND LOW VOLATILITY PORTFOLIO	0	14.298	14.298
**D	STATE OF WISCONSIN INVESTMENT BOARD	0	1.430.771	1.430.771
**D	DEUTSCHE XTRKS MSCI ALL WORLD HDG	0	12.515	12.515
**D	EMPLOYEES RETIREMENT SYSTEM OF TEXAS	0	224.993	224.993
**D	AIF KAP SI II VALUE AKTIER	0	31.275	31.275
**D	NKB SI VALUJE EUROPA	0	289.939	289.939
**D	NKB SII GLOBAL AKTIER MIN RISIKO	0	151.515	151.515
**D	NKB SII EUROPE VALUE	0	87.880	87.880
**D	NKB SI VALUJE AKTIER	0	379.131	379.131
**D	NKB SI CUMULUS VALUE	0	38.224	38.224
**D	IQ CANDRIAM ESG INTERNATIONAL EQUITY ETF	0	13.110	13.110
**D	NON US EQUITY MANAGERS PORTFOLIO 1 SERIES	0	44.918	44.918
**D	BOK KIC GEOQ 0	0	5.546	5.546
**D	BOK MCM DM PEQ	1	1	1
**D	BOK KIC GPEQ0	0	20.626	20.626
**D	THE GOVERNMENT EMPLOYEES PENSION FUND GEPF	0	28.885	28.885
**D	GAMMA EMIRATES INVESTMENTS LLC	0	50.347	50.347
**D	CEP DEP IP GLOBAL EX UK ENHAN IND	0	5.764	5.764
**D	PS FTSE LO BF EQ WT PORT	0	1.894	1.894
**D	IQ GLOBAL RESOURCES ETF	0	7.705	7.705
**D	PUBLIC EMPLOYEES RETIREMENT SYSTEM OF MISSISSIPPI	1	1	1
**D	POWERSHARES S AND P GLOBAL EX CANADA HIGH DIVIDEND LOW VOLATILITY INDEX ETF	0	8.177	8.177
**D	EMPLOYEES RETIREMENT TRUST OF BANK OF MONTREAL HARRIS	0	63.564	63.564
**D	HRCO RPMT HAP RHUMBLINE EAFE	0	791	791
**D	BOK KIC GABO16	0	68.276	68.276
**D	AOHICRAY RHUMBLINE EAFE THE ARCHDIOCESE OF HARTFORD INVESTMENT TRUST	0	1.184	1.184
**D	PFI INTL EQUITY INDEX FUND	0	207.951	207.951
**D	BNYD OF EURISIM EAFE TOTAL RTN FD	0	3.506	3.506
**D	INVECO STRATEGIC DEVELOPED EX-US ETF	0	94.027	94.027
**D	BANK OF KOREA	0	189.222	189.222
**D	THE STATE OF CONNECTICUT	0	24.841	24.841

84573/1830

84573/1831

LISTA ESITO DELLE VOTAZIONE

Oggetto: Determinazione della retribuzione del Presidente del Collegio Sindacale e dei Sindaci effettivi FAVOREVOLI


Badge	Ragione Sociale	Proprio	Delega	Totale
**D	ALLSTATE LIFE INSURANCE COMPANY	0	336.512	336.512
**D	BNYMTCIL FS ST HIDLWVI UCITS ETF	0	39.578	39.578
**D	GREAT WEST INTERNATIONAL INDEX FUND	0	183.053	183.053
**D	PS FTSE RAFI DEVEL MAR EX US PORT	0	541.252	541.252
**D	POWERSHARES GLOBAL FUNDS IRELAND PLC	0	11.613	11.613
**D	PS FTSE RAFI EU UCITS ETF BNYMTCIL	0	5.613	5.613
**D	56053 LP GLOBAL EQUITIES I	0	127.861	127.861
**D	THE LONDON BOROUGH OF BROMLEYSUPERANNUATION FUND	0	140.399	140.399
**D	WILMINGTON MULTIMANAGER INTERNATIONAL FUND	0	26.745	26.745
**D	BNYMTCIL GLG EUROPEAN EQ ALTER TRAD	0	115.884	115.884
**D	FT DOW JONES GLOBAL SEL DIV IND FD	0	277.045	277.045
**D	ADVANCED SERIES TRUST AST NEW DISCOVERY ASSET	0	62.024	62.024
**D	AZL NFJ INTERNATIONAL VALUE FUND	0	18.784	18.784
**D	DOW NL BRANDS	0	145.718	145.718
**D	DWS INVESTMENT GMBH ON BEHALF OF DEAM FONDS 2DV	0	44.444	44.444
**D	CZ ANDELEN SSGA	0	30.092	30.092
**D	EGVF SSGA	0	2.862	2.862
**D	PGEF PG E QUALIFIED PARAGORA EAFE	0	51.657	51.657
**D	AIB GROUP IRISH PENSION SCHEME AIB	0	36.946	36.946
**D	AURION GLOBAL EQUITY FUND	0	8.873	8.873
**E	MINNESOTA LIFE INSURANCE COMPANY	0	29.773	29.773
**D	HIGF HGHLD PBINF WLGTH CF	0	14.706	14.706
**D	HGHF HGHLD PBINF WLGTH	0	29.766	29.766
**D	CITY OF NEW YORK DEFERRED COMPENSATION PLAN	0	1.080.117	1.080.117
**D	VANGUARD INTL HIGH DIV YLD INDEX FD	0	459.042	459.042
**D	NSNF PARA EAFE FI 2	0	7.912	7.912
**D	NSNF PARA EAFE FI 1	0	6.478	6.478
**D	NSNF PARA EAFE MONTI	0	14.223	14.223
**D	INVESCO FUNDS	0	2.975	2.975
**D	PUBLIC EMPLOYEE RETIREMENT SYSTEM OF IDAHO	0	829.661	829.661
**D	RAYTHEON MASTER PENSION TRUST	0	77.687	77.687
**D	PITTSBURGH THEOLOGICAL SEMINARY OF THE PRESBYTERIAN CHURCH	0	9.280	9.280
**D	PUBLIC EMPLOYEE RETIREMENT SYSTEM OF IDAHO	0	469.438	469.438
**D	PUBLIC EMPLOYEE RETIREMENT SYSTEM OF IDAHO	0	136.072	136.072
**D	LAWRENCE LIVERMORE NATIONAL SECURITY LLC AND LOS ALAMOS NATIONAL SECURITY LLC DEFINED BENEFIT PLAN	75.056	0	75.056
**D	HERF MFS INSTITUTIONAL AD	0	60.563	60.563
**D	ALASKA PERMANENT FUND CORPORATION	0	657.895	657.895
**D	3M ERIP RAFI EAFE	0	127.189	127.189
**D	AP7 EQUITY FUND	0	2.590.395	2.590.395
**D	RZSF3002 NON US EQ MONDRIAN	0	354.092	354.092
**D	COUNTY EMPLOYEES ANNUITY AND BENEFIT FUND OF COOK COUNTY	0	100.023	100.023
**D	QSBF PARAGORA	0	45.997	45.997

LISTA ESITO DELLE VOTAZIONE

Oggetto: Determinazione della ripartizione del Collegio Sindacale e del Sindaci effettivi
FAVOREVOLI

Badge	Ragione Sociale	Proprio	Delega	Totale
**D	DEUTSCHE XTRK MSCI STH EUR HDG ETF	0	2.508	2.508
**D	AZL INTERNATIONAL INDEX FUND	0	271.784	271.784
**D	MONDRIAN EMERGING MARKETS EQUITY TREASURER OF THE STATE OF NORTH CAROLINA EQUITY INVESTMENT FUND POOLED TRUST	0	0	3.671.770
**D	BLACKROCK ACWI USIMI	0	790.790	790.790
**D	WELLINGTON DIVERSIFIED INTL	0	1.089.847	1.089.847
**D	DIOCESE OF VENICE PENSION PLAN AND TRUST	0	3.387	3.387
**D	UFJF MCH MSCI WORLD FD	0	31.610	31.610
**D	FIRE AND POLICE PENSION ASSOCIATION OF COLORADO	0	44.662	44.662
**D	ROWF GT ALPHATEXAFE	0	95.697	95.697
**D	WE AND CO CASH PLN MONDN INV PT	0	498.231	498.231
**D	ALICNY BLACKROCK GBL EQUITY	0	9.807	9.807
**D	GS KOKUSAI EQTY MASTER FD BNYMTCIL	0	18.241	18.241
**D	IOWA PUBLIC EMPLOYEES RETIREMENT SYSTEM	0	782.890	782.890
**D	IOWA PUBLIC EMPLOYEES RETIREMENT SYSTEM	0	237.405	237.405
**D	THE EUROPEAN CENTRAL BANK	0	131.073	131.073
**D	FIDELITY PURITAN TRUST FIDELITY LOW PRICED STOCK K6 FUND	0	391.633	391.633
**D	AL TRUST H3 FONDS SPK	0	133.357	133.357
**D	AL TRUST FONDS SP 7 SPK	0	259.191	259.191
**D	SHELL PENSION TRUST	0	52.869	52.869
**D	TENNESSEE VALLEY AUTHORITY	0	43.987	43.987
**D	LEIF FISHER ASSET MGMT	0	73.070	73.070
**D	SHELL PENSION TRUST	0	81.699	81.699
**D	MNVE SSGA INTL EQUITY	0	12.781	12.781
**D	CTJ RE STANLIB GLOBAL EQUITY FD AB	0	24.089	24.089
**D	BNYTD CF CANLIFE GLOBAL EQ INC FUND	0	45.978	45.978
**D	PFI OVERSEAS FD PMC	0	131.945	131.945
**D	VY GLOBAL DIV INCOME FD PGI VALUE	0	108.970	108.970
**D	VY TEMPLETON FOREIGN EQUITY	0	238.778	238.778
**D	VOYA INTERNATIONAL HIGH DIVIDEND EQUITY INCOME FUND	0	25.871	25.871
**D	PGTF DR NON US EQUITY GT	0	45.475	45.475
**D	DBX FTSE DEV EX US COMP FACTOR	0	1.475	1.475
**D	DEUTSCHE XTRKS MSCI EAFE CCIHGD	0	755.568	755.568
**D	TGWF PANAGORA INTL EQ	0	15.004	15.004
**D	FARMERS GROUP INC 401 K SAVINGS PLAN	0	285.510	285.510
**D	ROWF GT ALPHATEXEXUS	0	309.140	309.140
**D	ROWF GT ACWI EX US	0	1.343.141	1.343.141
**D	SBSA GEF BLACKROCK EQUITY	0	233.515	233.515
**D	BOA PENSION PLAN MONDRIAN	0	748.538	748.538
**D	BELLSOUTH CORP RFA VEDA TRUST	0	37.633	37.633
**D	SPARTAN INTEL INDEX	0	4.906.028	4.906.028
**D	TTPF PANAGORA DYN INTL EQ	0	4.912	4.912
**D	BOA PENSION SSGA	0	127.027	127.027

84573/1832



84573/1833

LISTA ESITO DELLE VOTAZIONE

Oggetto: Determinazione della ripartizione del Presidente del Collegio Sindacale e dei Sindaci effettivi
FAVOREVOLI

Badge	Ragione Sociale	Proprio	Delega	Totale
**D	SCEF MONDRIAN	0	183.609	183.609
**D	SAEF SCE PANAGORA QUAL	0	78.848	78.848
**D	CLSF TEMPLETON	0	66.271	66.271
**D	ECBSEG	0	116.194	116.194
**D	BNYM INTL EQUITY INCOME FUNDD	0	211.370	211.370
**D	DREYFUS INDEX FUNDS INC DREYFUS INTERNATIONAL STOCK INDEX FUND	0	102.842	102.842
**D	BLL AQUILA LIFE FTSE RAFI DEVELOPED	0	640.860	640.860
**D	DEUTSCHE XTRKS MSCI EURO CCYHGD	0	155.579	155.579
**D	POWERSHARES PUREBETA FTSE DEVELOPED EX NORTHAMERICA PORTFOLIO	0	387	387
**D	BLL AQUILA LIFE EUROPEAN SQUITY	0	1.652.339	1.652.339
**D	BLL AQUILA LIFE MSCI WORLD FUND	0	491.767	491.767
**D	BLL AQUILA LIFE GLOBAL MINIMUM	0	66.135	66.135
**D	AIF 21104 LPI AKT EUROPA II	0	34.597	34.597
**D	INVESTINGSFÖRENINGEN LAEGERRES INVEST,	0	18.273	18.273
**D	AP81 LABOR SELECT INTL EQ	0	695.679	695.679
**D	SEMPRA ENERGY PENSION MASTER TRUST	0	73.513	73.513
**D	SEATTLE CITY EMPLOYEES RETIREMENT SYSTEM	0	28.049	28.049
**D	DWS INVESTMENT GMBH	0	867.458	867.458
**D	PS6F STATE STREET INTL EQ	0	192.062	192.062
**D	GSK TEMPLETON	0	90.105	90.105
**D	GS ACTIVE BETA INTL EQUITY ETF	0	220.764	220.764
**D	GS ACTIVEBETA EUROPE ETF	0	12.004	12.004
**D	IQ 50 PERCENT HEDGED FTSE EURO ETF	0	3.624	3.624
**D	IQ 50 PERCENT HEDGED FTSE INTL ETF	0	2.492	2.492
**D	ALLSTATE INSURANCE CO BLACKROCK	0	51.255	51.255
**D	INVESCO S AND P EUROPE 350 EQUAL WEIGHT INDEX ETF	0	22.733	22.733
**D	INTERNATIONALE KAPITALANLAGESELLSCHAFT MBH	0	977	977
**D	KAPITALANLAGESELLSCHAFT MBH	0	20.602	20.602
**D	THE AMERICAN UNIVERSITY IN CAIRO	0	100.345	100.345
**D	CC COL EAFE Q UN 2	0	4.946	4.946
**D	EMPLOYEES RETIREMENT SYSTEM OF THE CITY OF BALTIMORE	0	7.000	7.000
**D	MINISTERS AND MISSIONS BENEFIT BRD OF AMERICAN BPTST CHURCHES	0	11.719	11.719
**D	VOYA BALANCED PORT INTL VALUE	0	24.552	24.552
**D	VOYA INTERNATIONAL INDEX PORTFOLIO	0	8.791	8.791
**D	CC COL EAFE Q UN 1	0	427.400	427.400
**D	NMPF COL EAFE NMP Q	0	4.900	4.900
**D	DAEC Q SSGA INTL TC	0	11.300	11.300
**D	DAEC NQ SSGA TAX	0	4.795	4.795
**D	MI FONDS K10 SPK	0	3.415	3.415
**D	CITIBANK NEW YORK A.D.R. DEPT	0	60.161	60.161
**D	CITIBANK NEW YORK A.D.R. DEPT	0	22.128.358	22.128.358
**D	CITIBANK NEW YORK A.D.R. DEPT	0	12.732.072	12.732.072
**D	CITIBANK NEW YORK A.D.R. DEPT	0	40.068	40.068

LISTA ESITO DELLE VOTAZIONE

Oggetto: Determinazione della retribuzione del Presidente del Collegio Sindacale e dei Sindaci effettivi
FAVOREVOLI

Badge	Ragione Sociale	Proprio	Delega	Totale
**D	CITIBANK NEW YORK A.D.R. DEPT	0	470.650	470.650
**D	CITIBANK NEW YORK A.D.R. DEPT	0	1.839.730	1.839.730
**D	CITIBANK NEW YORK A.D.R. DEPT	0	2.336.916	2.336.916
**D	CITIBANK NEW YORK A.D.R. DEPT	0	17.850	17.850
**D	CITIBANK NEW YORK A.D.R. DEPT	0	1.738	1.738
**D	CITIBANK NEW YORK A.D.R. DEPT	0	3.164	3.164
**D	CITIBANK NEW YORK A.D.R. DEPT	0	2.764	2.764
**D	CITIBANK NEW YORK A.D.R. DEPT	0	2.850	2.850
**D	CITIBANK NEW YORK A.D.R. DEPT	0	156	156
**D	CITIBANK NEW YORK A.D.R. DEPT	0	673.993	673.993
**D	AMUNDI SGR SPA/ AMUNDI RISPARMIO ITALIA	0	2.570.305	2.570.305
**D	AMUNDI SGR SPA/ AMUNDI SVILUPPO ITALIA	0	890.593	890.593
**D	AMUNDI SGR SPA	0	15.096	15.096
**D	LA BANQUE POSTALE A M. ARCALIS	0	25.906	25.906
**D	NESTLE FRANCE EQUILIBRE	0	26.088	26.088
**D	SG DIVERSIFIE ISR	0	100.626	100.626
**D	SG ACTIONS INTERNATIONALES	0	166.001	166.001
**D	HALEVI A3	0	120.383	120.383
**D	HALEVI A2	0	60.000	60.000
**D	UF 6 A ACT	0	81.836	81.836
**D	CASSETTE DIVERSIFIE	0	9.955	9.955
**D	SG ACTIONS EUROPE MULTIGESTION	0	14.754	14.754
**D	DIVERSIFIE ACTIONS 50-65 DU CD	0	52.715	52.715
**D	SG ACTIONS ENERGIE	0	193.776	193.776
**D	SG ACTIONS EURO VALGE	0	63.921	63.921
**D	SG ACTIONS EUROPE	0	14.067	14.067
**D	SG ACTIONS EUROPE LARGE CAP	0	255.531	255.531
**D	LYXOR MSCI EUROPE UCITS EFF	0	2.116.873	2.116.873
**D	LYX EUR STOXX 50 (DR) U E	0	5.311	5.311
**D	LYXOR INDEX FUND EURO	0	30.400	30.400
**D	ETOILE GESTION	0	122.459	122.459
**D	ETOILE ACTIONS RENDEMENT	0	84.000	84.000
**D	ETOILE ENERGIE EUROPE	0	8.684	8.684
**D	ARTARIUS ROTATION SECTORIELLE	0	33.433	33.433
**D	ETOILE MATIERES PREMIERES	0	264.187	264.187
**D	LYXOR EURO STOXX 300 (DR)	0	321.186	321.186
**D	LYXOR EURO STOXX EUROPE 600 (DR)	0	7.233	7.233
**D	LYX FTSE EUR-MIN-VAR UC EFF	0	62.868	62.868
**D	MUL LYXOR ITALIA EQUIN PIR	0	113.784	113.784
**D	LIF LYXOR MSCI EMU VALOR DR	0	123.482	123.482
**D	LYXOR CORE MSCI EMU DR UCITS	0	36.209	36.209
**D	LYXOR CORE MSCI WORLD (DR) UC	0	117	117
**D	LYXOR MSCI EUROPE CLIMATE	0	69	69
**D	LYXOR MSCI WORLD CLIMATE	0	69	69

84573/1834

84573/1835

LISTA ESITO DELLE VOTAZIONE

Oggetto: Determinazione della retribuzione del Presidente del Collegio Sindacale e dei Sindaci effettivi FAVOREVOLI

Badge	Ragione Sociale	Proprio	Delega	Totale
**D	LYXOR EURO STOXX 50 (DR	0	96.897	96.897
**D	AMUNDI S.F.-EURO EQ MARKET PLU	0	29.124	29.124
**D	AM SOL IT-PROGETTO CED 04 2024	0	10.295	10.295
**D	PIONEER INVESTMENTS TOTAL RETU	0	36.044	36.044
**D	AMUNDI SOLUZ IT-PROG CED 05 20	0	58.178	58.178
**D	RWC FUNDS	0	430.043	430.043
**D	SEI GLOBAL MASTER FUND PLC- TH	0	34.327	34.327
**D	ALLIANCEBERNSTEIN FUND DYNAMIC	0	9.268	9.268
**D	KOKUSAI EQUITY INDEX FUND	0	61.642	61.642
**D	CONSULTING GROUP CAPITAL MARKE	0	60.759	60.759
**D	TRUST AND CUSTODY SERVICES BAN	0	14.982	14.982
**D	CONSULTING GROUP CAPITAL MARKE	0	322.840	322.840
**D	MULTI-ASSET ENHANCED VALUE FUN	0	980	980
**D	SEI GLOBAL MASTER FUND PLC - T	0	50.740	50.740
**D	BRIDGE BUILDER INTERNATIONAL E	0	5.768.510	5.768.510
**D	BRIDGE BUILDER INTERNATIONAL	0	5.832.596	5.832.596
**D	BLACKROCK GLOBAL SMALLCAP FUND	0	4.225	4.225
**D	AMUNDI SOL IT - PROG CED 06 20	0	38.632	38.632
**D	AMUNDI SOL IT-PROG CED 08 2020	0	47.040	47.040
**D	AMUNDI SOL IT -PROG CED 092020	0	42.504	42.504
**D	AMUNDI SF-DIVER TARG INC 11 21	0	5.517	5.517
**D	AMUNDI SOL IT-PROG CED 12 2020	0	19.011	19.011
**D	AMUNDI SOL IT-PROG CED 11 2020	0	33.639	33.639
**D	AMUNDI SOL IT-PROG CED 02 2021	0	16.477	16.477
**D	AMUNDI SOL IT-PROG CED 03 2021	0	21.198	21.198
**D	AMUNDI SOL IT-PROG CED 05 2021	0	20.921	20.921
**D	AMUNDI SOL IT-PROG CED 06 2021	0	16.413	16.413
**D	AMUNDI SOL IT-PROG CED 08 2021	0	9.602	9.602
**D	AMUNDI SOL IT-PROG CED 09 2021	0	14.974	14.974
**D	AMUNDI SF - DIV TGT INC 11 22	0	6.899	6.899
**D	AMUNDI SOL IT-PROG CED 11 2021	0	13.387	13.387
**D	AMUNDI SOL IT-PROG CED 12 2021	0	11.098	11.098
**D	AMUNDI SOL IT-PROG CED 02 2022	0	26.534	26.534
**D	AMUNDI SOL IT-PROG CED 03 2022	0	20.844	20.844
**D	AMUNDI SOL IT-PROG CED 04 2022	0	12.746	12.746
**D	AMUNDI SOL IT-PROG CED 06 2022	0	14.020	14.020
**D	AMUNDI SOL IT-PROG CED 05 2022	0	14.173	14.173
**D	AMUNDI SOL IT-PROG CED 10 2022	0	14.749	14.749
**D	AM SOL IT-PROG CED 12 2022	0	20.850	20.850
**D	ASI PROGETTO CEDOLA 04 2023	0	12.667	12.667
**D	AM SOL IT-PROG CED 05 2023	0	13.096	13.096
**D	AM SOL IT-PROG CED 06 2023	0	10.758	10.758
**D	ASI-PROGETTO CEDOLA 07 2023	0	9.642	9.642

LISTA ESITO DELLE VOTAZIONE

Objetto: Determinazione della retribuzione del Presidente del Collegio Sindacale e dei Sindaci effettivi
FAVOREVOLI

Badge	Ragione Sociale	Proprio	Delega	Totale
**D	ASI-PROGETTO CEDOLA 09 2023	0	12.496	12.496
**D	ASI-PROGETTO CEDOLA 10 2023	0	12.936	12.936
**D	ASI-PROGETTO CEDOLA 12 2023	0	12.056	12.056
**D	AMUNDI S.F-EQ PLAN 60	0	8.196	8.196
**D	PI IF -EMU EQUITY	0	102.626	102.626
**D	PI IF -EUROPEAN EQUITY	0	166.310	166.310
**D	AMUNDI SOLU2. IT-PROGETTO AZ	0	16.554	16.554
**D	AMUNDI SOL IT-PROG CED 09 2022	0	26.827	26.827
**D	AMUNDI SOL IT-PROG CED 07 2022	0	11.534	11.534
**D	AMUNDI SIF GLOBAL ETHICAL EQUITIES	0	8.387	8.387
**D	LOWBARD OUIER FUNDS EUROPE RESPONSIBLE EQUITY ENHANCED	0	22.176	22.176
**D	SEYOND EQUITY FACTOR INVESTING EUROPE	0	2.542	2.542
**D	SEYOND EUROPE MARKET NEUTRAL	0	6.078	6.078
**D	RCO LUX MONTJOLY INVEST POOL RCG	0	3.400	3.400
**D	SEYOND EUROPE MINVOL	0	420.548	420.548
**D	CANDRIAM QUANT EQUITIES MULTI-FACTOR EMU	0	2.935	2.935
**D	CLEOME INDEX EMU EQUITIES	0	23.360	23.360
**D	CLEOME INDEX WORLD EQUITIES	0	2.143	2.143
**D	CLEOME INDEX GLOBAL EQUITIES	0	4.059	4.059
**D	CLEOME INDEX EUROPE EQUITIES	0	39.490	39.490
**D	STRUTTURA	0	8.746	8.746
**D	AMUNDI FUNDS EUROPEAN EQUITY TARGET INCO	0	1.079.264	1.079.264
**D	AMUNDI FDS GLOBAL MULTI-ASSET TARGET INC	0	103.383	103.383
**D	AMUNDI FUNDS EUROPEAN EQUITY VALUE	0	100.597	100.597
**D	AMUNDI FUNDS GLOBAL EQUITY TARGET INCOME	0	922.656	922.656
**D	AMUNDI FUNDS REAL ASSETS TARGET INCOME	0	200.000	200.000
**D	AMUNDI FUNDS GLOBAL MULTI-ASSET	0	38.600	38.600
**D	AMUNDI FDS GLOB MULTI-ASSET CONSERVATIVE	0	72.553	72.553
**D	AMUNDI FUNDS EURO MULTI-ASSET TARGET INC	0	300.688	300.688
**D	AMUNDI FUNDS NEW SILK ROAD	0	10.500	10.500
**D	AMUNDI FUNDS EQUITY GLOBAL RESOURCES	0	168	168
**D	AMUNDI EURO STOXX 50	0	49.419	49.419
**D	CPR INVEST GLOBAL EQUITY ESG	0	4.441	4.441
**D	AMUNDI MSCI EUROPE EX UK	0	4.344	4.344
**D	AMUNDI PRIME EUROPE - UCITS ETF DR	0	4.735	4.735
**D	AMUNDI PRIME EUROZONE	0	39.556	39.556
**D	AMUNDI PRIME GLOBAL UCITS ETF DR	0	5.124	5.124
**D	CPR INVEST-EUROPE SPECIAL SITUATIONS	0	11.592	11.592
**D	AMUNDI FUNDS MULTI-ASSET CONSERVATIVE	0	2.783	2.783
**D	AMUNDI FUNDS GLOBAL PERSPECTIVES	0	823	823
**D	AMUNDI FUNDS EQUITY EUROPE RISK PARITY	0	57.735	57.735
**D	AMUNDI FUNDS DYNAMIS MULTI FACTORS EURO	0	35.000	35.000
**D	AMUNDI INDEX MSCI EUROPE	0	38.574	38.574

84573/1836

LISTA ESITO DELLE VOTAZIONI

Oggetto: Determinazione della retribuzione del Presidente del Collegio Sindacale e dei Sindaci effettivi
FAVOREVOLI

Badge	Regione Sociale	Proprio	Delega	Totale
**D	AMUNDI INDEX MSCI WORLD	0	2.555	2.555
**D	AMUNDI INDEX MSCI EMU	0	55.368	55.368
**D	AMUNDI FUNDS EQUITY EURO RISK PARITY	0	119.405	119.405
**D	AMUNDI INDEX EQUITY GLOBAL MULTI SMART ALLOCATION SCIENTIFIC BETA	0	605	605
**D	CENTRAL BANK OF IRELAND	0	17.791	17.791
**D	EDR FUND GLOBAL VALUE	0	139.400	139.400
**D	EDMOND DE ROTHSCHILD FUND EQUITY EURO CORE	0	513.740	513.740
**D	VISION FUND-EUROPE CORE	0	90.790	90.790
**D	AFSA-SRI ABSOL RETURN MULTI-ASSETS N1	0	4.552	4.552
**D	AFSA-SRI ABSOL RETURN MULTI-ASSETS N2	0	566	566
**D	REGARD SELECTIF ACTIONS MONDE	0	25.000	25.000
**D	REGARD ACTIONS DEVELOPPEMENT DURABLE	0	200.000	200.000
**D	REGARD SELECTIF ACTIONS EUROPEENNES	0	370.000	370.000
**D	ARCO QUANT 2	0	82.823	82.823
**D	EDMOND DE ROTHSCHILD ASSET MANAGEMENT	0	242.470	242.470
**D	PEYREUX	0	8.000	8.000
**D	PJD	0	7.500	7.500
**D	UNIVERS CNP 1	0	87.271	87.271
**D	WATEXIS PERFORMANCE 09	0	42.694	42.694
**D	AAE MG	0	40.000	40.000
**D	VILLIERS DIAPASON	0	29.082	29.082
**D	ROTONDE	0	45.000	45.000
**D	UBP ACTIONS EURO RENDEMENT	0	50.688	50.688
**D	HAMELIN DIVERSIFIE FLEX 1	0	34.000	34.000
**D	RSI ACTIONS EUROPEENNES 2	0	165.000	165.000
**D	CONTI DIVERSIFIE	0	62.200	62.200
**D	ARCO LONG TERME B NAFIXIS INVEST MANAGERS INTERNAT	0	105.655	105.655
**D	ELAN ORCHESTRA	0	8.000	8.000
**D	EGEPARGNE 2	0	34.100	34.100
**D	IBM H	0	3.300	3.300
**D	R PHARMA DVSF	0	70.000	70.000
**D	BOURBON 1 ROTHSCHILD ET CIE GESTION	0	106.000	106.000
**D	SAFRAN DYRAMIQUE	0	28.285	28.285
**D	SAFRAN MIXTE SOLIDAIRE	0	5.825	5.825
**D	AFOLLINE 4 ACTIONS	0	47.617	47.617
**D	TESLA POCHE ACTIONS	0	50.142	50.142
**D	HSBC GLOBAL ASSET MANAGEMENT	0	5.399	5.399
**D	CNP FOCQUEVILLE VALUE EUROPE ISR	0	280.485	280.485
**D	LBPAM ACTIONS OPTI INDICE EURO	0	12.671	12.671
**D	LBPAM STRATEGIE PEA 2	0	70.311	70.311
**D	LBPAM ACTIONS EUROPE 50	0	66.266	66.266
**D	LBPAM STRATEGIE PEA 1	0	49.810	49.810
**D	TONI ACTIONS 100	0	137.731	137.731

LISTA ESITO DELLE VOTAZIONE

Oggetto: Determinazione della retribuzione del Presidente del Collegio Sindacale e dei Sindaci effettivi
FAVOREVOLI

Badge	Ragione Sociale	Proprio	Delega	Totale
**D	VIVACCIO ACTIONS	0	938.062	938.062
**D	LBPM ACTIONS INDICE EURO	0	407.087	407.087
**D	LBPM ACTIONS 80	0	133.250	133.250
**D	LBPM ACTIONS EUROPE MONDE	0	88.781	88.781
**D	CARP - INDO	0	223.925	223.925
**D	LCL DYNAMIQUE	0	31.347	31.347
**D	VOCATION MARCHE ARIANESPACE CONSEIL DE SURVEILLANCE DU FCP	0	3.838	3.838
**D	LCL EQUILIBRE	0	33.791	33.791
**D	ICARE	0	15.095	15.095
**D	ROPS EURO P	0	432.805	432.805
**D	FDRN AMUNDI	0	73.167	73.167
**D	TECHNIP EQUILIBRE	0	25.646	25.646
**D	TECHNIP DYNAMIQUE	0	22.523	22.523
**D	ADP DIVERSIFIE DYNAMIQUE	0	12.475	12.475
**D	ARRCO LONG TERME D ACTIONS	0	330.041	330.041
**D	AMUNDI LABEL EQUILIBRE ESR	0	31.922	31.922
**D	AMUNDI LABEL PRUDENCE ESR	0	18.845	18.845
**D	AMUNDI LABEL DYNAMIQUE ESR	0	22.025	22.025
**D	JUNON ACTIONS OBLIGATIONS	0	32.030	32.030
**D	N 1 RENDEMENT USINOR	0	12.171	12.171
**D	LV CHALLENGE	0	43.819	43.819
**D	EPARGNE PRUDENCE THALES	0	47.349	47.349
**D	L.S. DYNAMIQUE ET SOLIDAIRE	0	3.000	3.000
**D	AFONT PULSATIONS	0	37.041	37.041
**D	PREDICA ISR EUROPE - ACTIONS	0	13.655	13.655
**D	VILLIERS ALTO	0	42.868	42.868
**D	AMUNDI HORIZON	0	24.512	24.512
**D	PREDIQUANT A2 ACTIONS EUROPE	0	76.000	76.000
**D	AP ACTIONS 1 EURO	0	134.525	134.525
**D	AP ACTIONS 3 MIN VOL	0	73.722	73.722
**D	ROPS-SMART INDEX EURO	0	656.365	656.365
**D	SG AMUNDI ASSET MANAGEMENT	0	24.978	24.978
**D	FCP CARPIMKO EUROPE	0	100.401	100.401
**D	IBM FRANCE	0	26.000	26.000
**D	FCP HAMELIN DIVERSIFIE FLEX II	0	12.719	12.719
**D	REGARD ACTIONS EURO	0	400.000	400.000
**D	INDOSUEZ EUROPE PATRIMOINE	0	160.000	160.000
**D	INDOSUEZ EUROPE RENDEMENT	0	25.000	25.000
**D	INDOSUEZ ASSOCIATION PBA	0	124.040	124.040
**D	ING RENDEMENT EUROPE	0	72.000	72.000
**D	ABN AMRO TOTAL RETURN GLOBAL	0	4.350	4.350
**D	SEELYOND ACTIONS EUROPEENNES	0	167.888	167.888
**D	CNP ASSUR VALUE ET MOMENTUM	0	42.508	42.508

Azionisti in delega:

2.596

84573/1838

LISTA ESITO DELLE VOTAZIONI

Oggetto: Determinazione della retribuzione del Presidente del Collegio Sindacale e dei Sindaci effettivi
FAVOREVOLI

Badge	Regione Sociale	Proprio	Delega	Totale
**D	NATIXIS LCR ACTIONS EURO	0	78.152	78.152
**D	DORVAL CONVICTIONS	0	76.543	76.543
**D	DORVAL CONVICTIONS PEA	0	31.608	31.608
**D	UNIGESTION	0	18.000	18.000
**D	SEYOND EQUITY FACTOR INVESTING EURO	0	7.227	7.227
**D	BEM V-FLEX	0	59.136	59.136
**D	HSBC MULTI-ASSET DYNAMIC EURO	0	194.469	194.469
**D	HSBC EURO EQUITY VOL FOCUSED	0	102.647	102.647
**D	LA BANQUE POSTALE ASSET MANAGEMENT	0	2.912	2.912
**D	AMUNDI EQUITY EURO CONSERVATIVE	0	24.988	24.988
**D	CPR EUROLAND PREMIUM	0	90.325	90.325
**D	ATOUT EUROLAND RESTRUCTURATION	0	34.619	34.619
**D	ATOUT FRANCE CORE PLUS	0	26.561	26.561
**D	AMUNDI PATRIMOINE PEA	0	15.954	15.954
**D	AMUNDI RENDEMENT PLUS	0	23.084	23.084
**D	FDC A2 POCHE TITRES	0	79.556	79.556
**D	LCL ACTIONS EURO RESTRUCTURATION	0	11.810	11.810
**D	AMUNDI PATRIMOINE	0	3.166.638	3.166.638
**D	COLOMBES 6	0	71.000	71.000
**D	CPR CONSOMMATEUR ACTIONNAIRE	0	12.152	12.152
**D	AMUNDI STRATEGIES ACTIONS EUROPE RISK PARITY	0	8.491	8.491
**D	AMUNDI ACTIONS RESSOURCES NATURELLES	0	20.907	20.907
**D	PREDIQUANT EUROCREISSANCE A2	0	128.030	128.030
**D	ASSURDIX	0	27.678	27.678
**D	AMUNDI RESA ESG ACTIONS EURO	0	290.041	290.041
**D	AMUNDI EUROPE MONDE	0	44.341	44.341
**D	AMUNDI RESA ACTIONS EURO	0	20.473	20.473
**D	ATOUT MODERATIONS	0	99.704	99.704
**D	AMUNDI RESA ACTIONS EUROPE	0	12.954	12.954
**D	AMUNDI ACTIONS RESTRUCTURATIONS	0	13.936	13.936
**D	AMUNDI ACTIONS EURO ISR	0	24.254	24.254
**D	CPR EUROLAND	0	350.438	350.438
**D	CPR EUROPE NOUVELLE	0	14.878	14.878
**D	CPR EUROPE	0	17.034	17.034
**D	ECOFI ACTIONS SCR	0	17.874	17.874
**D	RENDEMENT DIVERSIFIE M	0	29.623	29.623
**D	EDMOND DE ROTHSCHILD EQUITY EUROPE SOLVE	0	277.552	277.552
**D	EDMOND DE ROTHSCHILD ASSET MANAGEMENT (EDRAM)	0	43.610	43.610
**D	EPOQUE	0	137.770	137.770
**D	EUROPA	0	270.000	270.000
**D	AMUNDI DIVIDENDO ITALIA	0	1.155.000	1.155.000
**D	AMUNDI BILANCIATO EURO	0	15.668	15.668
**D	AMUNDI BEST SELECTION PLUS	0	49.075	49.075

LISTA ESITO DELLE VOTAZIONE

Oggetto: Determinazione della retribuzione del Presidente del Collegio Sindacale e dei Sindaci effettivi
FAVOREVOLI

Badge	Ragione Sociale	Proprio	Delega	Totale
**D	AMUNDI BEST SELECTION TOP	0	21.684	21.684
**D	AMUNDI BEST SELECTION CLASSIC	0	27.372	27.372
**D	AMUNDI DISTRIBUZIONE ATTIVA	0	7.127	7.127
**D	AMUNDI CEDOLA 2021	0	6.406	6.406
**D	AMUNDI OBIETTIVO RISPARMIO 2022	0	1.123	1.123
**D	AMUNDI OBIETTIVO CRESCITA 2022	0	8.151	8.151
**D	AMUNDI OBIETTIVO RISPARMIO 2022 DUE	0	1.102	1.102
**D	AMUNDI OBIETTIVO CRESCITA 2022 DUE	0	8.385	8.385
**D	AMUNDI OBIETTIVO RISPARMIO 2022 TRE	0	974	974
**D	AMUNDI VALORE ITALIA PIR	0	120.000	120.000
**D	AMUNDI OBIETTIVO RISPARMIO 2022 QUATTRO	0	920	920
**D	AMUNDI ACCUMULAZIONE ITALIA PIR 2023	0	230.000	230.000
**D	PRAMERICA SICAV	0	1.500.000	1.500.000
**D	MAN MULTI-STRATEGY MASTER FUND C/O MAN SOLUTIONS LTD	0	15	15
**D	MAN QUALIFYING INVESTOR FUNDS PLC-MAN GIG ELS MASTER QIF C/O GLG PARTNERS LP	0	67	67
**D	GLG EUROPEAN LONG-SHORTFUND C/O GLG PARTNERS LP	0	26	26
**D	MAN FUNDS XII SPC - MAN 1783 II SP MAPLES CORPORATE SERVICES LIMITED	0	3.723	3.723
**D	MAN GLG TOPAZ LIMITED C/O GLG PARTNERS LP	0	34	34
**D	AHL INSIGHT LIMITED	0	230	230
**D	NORGES BANK	0	874.152	874.152
**D	GOVERNMENT OF NORWAY	0	55.409.506	55.409.506
**D	JAMA PASSIVE GLOBAL SHARE TRUST	0	129.923	129.923
**D	MIC INVESTMENTS, MLC LIMITED	0	202.581	202.581
**D	VICTORIAN SUPERANNUATION FUND	0	81.276	81.276
**D	CARE SUPER	0	324.814	324.814
**D	TASPLAN SUPERANNUATION FUND.	0	96.530	96.530
**D	EQUIPSUPER	0	162.628	162.628
**D	AUSTRALIAN NATIONAL UNIVERSITY	0	65.573	65.573
**D	KL EUROSXXX50 DB	0	47.431	47.431
**D	UBS FUND MANAGEMENT (LUXEMBOURG) SA	0	7.060	7.060
**D	UBS FUND MANAGEMENT (LUXEMBOURG) SA	0	10.009	10.009
**D	UBS FUND MANAGEMENT (LUXEMBOURG) SA	0	11.995	11.995
**D	UBS FUND MANAGEMENT (LUXEMBOURG) SA	0	9.025	9.025
**D	UBS FUND MANAGEMENT (LUXEMBOURG) SA	0	22.000	22.000
**D	UBS FUND MANAGEMENT (LUXEMBOURG) SA	0	29.027	29.027
**D	UBS FUND MANAGEMENT (LUXEMBOURG) SA	0	49.739	49.739
**D	UBS FUND MANAGEMENT (LUXEMBOURG) SA	0	6.016	6.016
**D	UBS (LUX) EQUITY SICAV - EUROPEAN - HIGH DIVIDEND (EUR)	0	177.404	177.404
**D	UBS FUND MANAGEMENT (SWITZERLAND) AG.	0	340.224	340.224
**D	UBS FUND MANAGEMENT (SWITZERLAND) AG.	0	238.411	238.411
**D	UBS FUND MGT (CH) AG-CH0461/UBSCHIF2-EQ GLOB	0	1.025	1.025
**D	UBS FUND MGT (CH) AG-CH1250	0	12.976	12.976
**D	UBS FUND MGT (CH) AG-CH1270H / 2019 IF - AKT WELT - UBS	0	27.502	27.502

Azionisti in delega:

Pagina 34

84573/1840



84573/1861

LISTA ESITO DELLE VOTAZIONE

Oggetto: Determinazione della retribuzione del Presidente del Collegio Sindacale e dei Sindaci effettivi FAVOREVOLI

Badge	Ragione Sociale	Proprio	Delega	Totale
**D	UBS ASSET MANAGEMENT (U.K.) LTD FUND MANAGEMENT SWITZERLAND	0	1.264	1.264
**D	UBS FUND MANAGEMENT (SWITZERLAND) AG.	0	1.204.419	1.204.419
**D	BAPFIST FOUNDATION OF TEXAS DBA HIGHGROUND ADVISORS	0	147.447	147.447
**D	BERESFORD FUNDS PLC - SETANTA INCOME OPPORTUNITIES FUND	0	17.699	17.699
**D	BRANDES INVESTMENT PARTNERS LP.	0	107	107
**D	CITY OF LOS ANGELES FIRE AND POLICE PENSION PLAN	0	2.047.920	2.047.920
**D	ASSET MANAGEMENT EXCHANGE UCITS CCF	0	3.292	3.292
**D	STICHTING DELA DEPOSITARY AND MANAGEMENT OUDE STADSGRACHT	0	493.462	493.462
**D	STICHTING PENSIOENFONDS ING	0	107.192	107.192
**D	LEGAL AND GENERAL CCF	0	5.641	5.641
**D	CAMPBELL PENSION PLANS MASTER RETIREMENT TRUST	0	65.909	65.909
**D	FRESNO COUNTY EMPLOYEES' RETIREMENT ASSOCIATION	0	71.063	71.063
**D	FIREMEN'S ANNUITY AND BENEFIT FUND OF CHICAGO	0	106.883	106.883
**D	SPARTAN GROUP TRUST FOR EMPLOYEE BENEFIT PLANS	0	900.930	900.930
**D	EDINBURGH PARTNERS GLOBAL OPPORTUNITY TRUST PLC	0	254.575	254.575
**D	TEACHERS' RETIREMENT SYSTEM OF OKLAHOMA	0	66.929	66.929
**D	FIREMEN'S RETIREMENT SYSTEM OF ST. LOUIS	0	33.261	33.261
**D	NUCLEAR WELLINGTON EUROPE CONTRARIAN VALUE FUND	0	26.059	26.059
**D	NUCLEAR ELECTRIC INSURANCE LIMITED	0	209.736	209.736
**D	MICHELIN NORTH AMERICA INC. MASTER RETIREMENT TRUST	0	30.016	30.016
**D	USAA MASTER TRUST (PENSION AND RSP)	0	12.931	12.931
**D	BRANDES INTERNATIONAL EQUITY FUND	0	1.375.435	1.375.435
**D	IBM DIVERSIFIED GLOBAL EQUITY FUND	0	69.096	69.096
**D	NATIONAL WESTMINSTER BANK PLC AS TRUSTEE OF KES STRATEGIC INVESTMENT FUND	0	17.526	17.526
**D	EDINBURGH PARTNERS OPPORTUNITIES FUND PLC	0	39.719	39.719
**D	ELO MUTUAL PENSION INSURANCE COMPANY ELO MUTUAL PENSION INSURANCE COMPANY	0	688.346	688.346
**D	STICHTING HEINEKEN PENSIOENFONDS	0	185.358	185.358
**D	BT PENSION SCHEME LLOYDS CHAMBERS	0	5.585.453	5.585.453
**D	STICHTING PENSIOENFONDS SAGITTARIUS	0	91.864	91.864
**D	IBM PENSION PLAN	0	19.967	19.967
**D	THE BOARD OF THE PENSION PROTECTION FUND RENAISSANCE	0	120.465	120.465
**D	LOTHIAN PENSION FUND	0	1.120.111	1.120.111
**D	STICHTING PENSIOENFONDS VAN DE METALEKTRO (PME)	0	1.398.215	1.398.215
**D	CHEVRON UK PENSION PLAN	0	25.074	25.074
**D	STRATHCLYDE PENSION FUND	0	3.258.194	3.258.194
**D	PUBLIC EMPLOYEES RETIREMENT ASSOCIATION OF COLORADO	0	2.462.701	2.462.701
**D	FUTURE FUND BOARD OF GUARDIANS FOR AND ON BEHALF OF THE MEDICAL RESEARCH FUTURE FUND	0	75.825	75.825
**D	FUTURE FUND BOARD OF GUARDIANS FOR AND ON BEHALF OF FUTURE FUND	0	529.441	529.441
**D	NORTHERN TRUST UCITS COMMON CONTRACTUAL FUND	0	1.079.919	1.079.919
**D	COLONIAL FIRST STATE INVESTMENT FUND 50	0	155.769	155.769
**D	COLONIAL FIRST STATE WHOLESALE INDEXED GLOBAL SHARE FUND	0	102.791	102.791
**D	MUNICIPAL EMPLOYEES' ANNUITY AND BENEFIT FUND OF CHICAGO	0	5.880	5.880

LISTA ESITO DELLE VOTAZIONE
 Oggetto: Determinazione della retribuzione del Presidente del Collegio Sindacale e dei Sindaci effettivi
 FAVOREVOLI

Badge	Ragione Sociale	Proprio	Delega	Totale
**D	UNITED NATIONS RELIEF AND WORKS AGENCY FOR PALESTINE REFUGEES IN THE NEAR EAST UNRWA HEADQUARTERS BAYADER WADI AL-SEER A	12.785	0	0
**D	ERIKA GLAZER	0	11.200	11.200
**D	US RETIREMENT TRUST	0	31.255	31.255
**D	RETIREMENT PLAN FOR CITY OF TAMPA GENERAL EMPLOYEES	0	48.262	48.262
**D	THOMAS L. WALTON FAMILY TRUST UAD 03/19/13	0	4.652	4.652
**D	WHEELS COMMON INVESTMENT FUND	0	21.272	21.272
**D	VIRGINIA C.MARS REVOCABLE TRUST DATED AUGUST 6, 1991	0	2.775	2.775
**D	SAMEFORD UNIVERSITY PENSION PLAN TRUST	0	2.423	2.423
**D	HRW TESTAMENTARY TRUST NO. 7	0	20.813	20.813
**D	STEWART L. WALTON FAMILY TRUST UAD 3/19/13	0	9.673	9.673
**D	EXELON CORPORATION NUCLEAR DECOMMISSION TRUST - NON TRX QUALIFIED	0	2.291	2.291
**D	CLINTON NUCLEAR POWER PLANT QUALIFIED FUND CLINTON NUCLEAR POWER PLANT QUALIFIED FUND	0	5.909	5.909
**D	CHURCH OF ENGLAND INVESTMENT FUND FOR PENSIONS	0	72.277	72.277
**D	DAUGHTERS OF CHARITY OF ST VINCENT DE PAUL PROVINCE OF THE WEST	0	66.865	66.865
**D	CITY OF AUSTIN EMPLOYEES RETIREMENT SYSTEM	0	3.998	3.998
**D	CULTURAL INSTITUTIONS PENSION PLAN TRUST CULTURAL INSTITUTIONS RETIREMENT SYSTEM	0	12.867	12.867
**D	DOMINION RESOURCES INC. MASTER TRUST	0	113.965	113.965
**D	JOSHUA GREEN CORPORATION 1425	0	4.035	4.035
**D	FUNDO DE PENSEOS ALAMEDA DE CARLOS D' ASSUMPCAO	0	29.766	29.766
**D	TRUST FOR THE PENSION PLAN OF THE CRUBB CORPORATION	0	79.689	79.689
**D	CYSTIC FIBROSIS FOUNDATION	0	96.839	96.839
**D	ARVEST FOUNDATION	0	1.361	1.361
**D	BECHTEL NR PROGRAM PENSION MASTER TRUST	0	24.315	24.315
**D	LTW INVESTMENTS LLC	0	217.700	217.700
**D	GUIDESTONE FUNDS INTERNATIONAL EQUITY FUND	0	661.812	661.812
**D	MASTER TRUST AGREEMENT BETWEEN PFIZER INC AND THE NORTHERN TRUST COMPANY	0	764.399	764.399
**D	OLIN PENSION PLANS MASTER RETIREMENT TRUST	0	21.034	21.034
**D	NNPP CONTRACTOR DB MASTER TRUST	0	180.801	180.801
**D	NEW CHURCH INVESTMENT FUND	0	2.696	2.696
**D	JCW 1987 ARTICLE II DESC TRUST FBO JMW DFD 1/1/2012	0	1.102	1.102
**D	ALICE A PROIETTI FAMILY TRUST UAD 09/27/13	0	5.374	5.374
**D	JCW 1987 ARTICLE II DESC TRUST FBO TLW	0	1.080	1.080
**D	HSSC UCITS COMMON CONTRACTUAL FUND	0	36.361	36.361
**D	HONG KONG SAR GOVERNMENT EXCHANGE FUND	0	3.463.213	3.463.213
**D	BEAT DRUGS FUND ASSOCIATION	0	3.668	3.668
**D	HOSPITAL AUTHORITY PROVIDENT FUND SCHEME	0	341.238	341.238
**D	PUBLIC PENSION AGENCY	0	628.856	628.856
**D	PUBLIC PENSION AGENCY	0	657.063	657.063
**D	PLURIBUS TABS GLOBAL CORE EQUITY MASTER FUND LP	0	1.127	1.127
**D	BRANDES GLOBAL EQUITY INCOME FUND	0	2.589	2.589
**D	BRANDES GLOBAL EQUITY FUND	0	305.548	305.548
**D	OVERSTONE COMMON CONTRACTUAL FUND	0	756.241	756.241

84573/1862

84573/1863

LISTA ESITO DELLE VOTAZIONE

Oggetto: Determinazione della retribuzione del Presidente del Collegio Sindacale e dei Sindaci effettivi
FAVOREVOLI

Badge	Ragione Sociale	Proprio	Delega	Totale
**D	HPE GLOBAL EQUITY SUB FUND	0	1.543.808	1.543.808
**D	OVERSTONE FUND PLC	0	1.854.403	1.854.403
**D	ILA CLI FUND 2011	0	22.083	22.083
**D	ORIZABA, LP	0	17.955	17.955
**D	OMEGA FFIP LIMITED PARTNERSHIP	0	574	574
**D	82A HOLDINGS, LLC	0	1.023	1.023
**D	LTW GROUP HOLDINGS, LLC	0	161.739	161.739
**D	LEHMAN-STAMM FAMILY PARTNERS LLC LEHMAN-STAMM FAMILY PARTNERS LLC	0	891	891
**D	LEGAL AND GENERAL MSCI EAFE FUND LLC	0	252.312	252.312
**D	LAKE AVENUE INVESTMENTS LLC	0	92.703	92.703
**D	THE JBUT MASTER INVESTMENT PARTNERS HIP LLP C/O JACOBUS HEALTH MANAGEMENT	0	34.728	34.728
**D	NTGI-QM COMMON DAILY EAFE INDEX FUND - NON LENDING	0	257.033	257.033
**D	801 INVESTMENTS LLC	0	119.100	119.100
**D	PRO-GEN INVESTMENTS LLC	0	35.740	35.740
**D	MALACHITE 35 TRUST	0	6.068	6.068
**D	SHIMODA HOLDINGS, LLC	0	2.301	2.301
**D	FCM INTERNATIONAL LLC	0	8.743	8.743
**D	NTGI-QM COMMON DAILY ALL COUNTRY WORLD EX-US INVESTABLE MARKET INDEX FUND - NON LENDING	0	75.546	75.546
**D	MA 94 B SHARES, LP	0	93.687	93.687
**D	RDM LIQUID LLC	0	39.122	39.122
**D	CINDY SPRINGS, LLC	0	39.959	39.959
**D	SENTINEL INTERNATIONAL FUND	0	36.194	36.194
**D	SALIX, LLC	0	11.130	11.130
**D	SLW PORTFOLIO, LLC	0	83.683	83.683
**D	LEGAL AND GENERAL ASSURANCE SOCIETY LIMITED	0	188.062	188.062
**D	WAM INVESTMENTS, LLC	0	7.382	7.382
**D	GLOBAL BOND FUND WAYCROSSE INC	0	232.015	232.015
**D	MS FUND LP	0	32.869	32.869
**D	SIM GLOBAL BALANCED TRUST	0	2.291	2.291
**D	TRYSEN GLOBAL INVESTMENTS CORP	0	1.376	1.376
**D	INTERNATIONAL EXPATRIATE BENEFIT MASTER TRUST	0	12.050	12.050
**D	THE HARRY L. BRADLEY JR. TRUSTS MASTER INVESTMENT PARTNERSHIP LLP C/O JACOBUS HEALTH MANAGEMENT	0	9.217	9.217
**D	LEGAL AND GENERAL EUROPEAN EQUITY INCOME FUND	0	759.000	759.000
**D	BETTER BE GOOD, LLC	0	2.516	2.516
**D	CARRELIAN INVESTMENT MANAGEMENT LLC	0	47.461	47.461
**D	CHCP GLOBAL SECURITIES LP	0	1.235	1.235
**D	EVA VALLEY MAI LLC	0	17.102	17.102
**D	IEGG MASON QS INVESTORS GLOBAL RESPONSIBLE INVESTMENT FUND	0	1.491	1.491
**D	FISHER INVESTMENTS TRUST	0	63.245	63.245
**D	DYNASTY INVEST, LTD	0	4.959	4.959
**D	DELFINCO LP	0	16.034	16.034
**D	CHES INTERNATIONAL PROPERTIES, LTD.	0	2.023	2.023
**D	NTGI - QM COMMON DAILY ALL COUNTRY WORLD EX-US EQUITY INDEX FUND - LENDING	0	140.779	140.779

LISTA ESITO DELLE VOTAZIONE

Objetto: Determinazione della ripartizione del Collegio Sindacale e dei Sindaci effettivi
FAVOREVOLI

Badge	Ragione Sociale	Proprio	Delega	Totale
**D	WTCC COLLECTIVE FUNDS FOR GRANTOR TRUST	0	16.075	16.075
**D	K INVESTMENTS SH LIMITED	0	382.367	382.367
**D	LEGAL AND GENERAL DEVELOPED MULTI-FACTOR SL FUND LLC	0	28.310	28.310
**D	NTSI-QM COMMON DAILY EAFE INDEX FUND - LENDING	0	205.383	205.383
**D	PERMANENT FUND INVESTMENTS LLC	0	18.796	18.796
**D	BRANDES INSTITUTIONAL EQUITY TRUST	0	1.045.186	1.045.186
**D	ASCENSION ALPHA FUND, LLC	0	11.484	11.484
**D	UNITED NATIONS JOINT STAFF PENSION FUND	0	1.700.000	1.700.000
**D	INTERNATIONAL MONETARY FUND STAFF RETIREMENT PLAN	0	7.956	7.956
**D	INTERNATIONAL MONETARY FUND STAFF RETIREMENT PLAN 700	0	43.974	43.974
**D	THE PUBLIC INSTITUTION FOR SOCIAL SECURITY	0	431.454	431.454
**D	THE PUBLIC INSTITUTION FOR SOCIAL SECURITY	0	95.138	95.138
**D	THE PUBLIC INSTITUTION FOR SOCIAL SECURITY	0	129.882	129.882
**D	INTERNATIONAL MONETARY FUND RETIRED STAFF BENEFITS INVESTMENT ACCOUNT 700	0	10.147	10.147
**D	MASTER TRUST FOR CERTAIN TAX-QUALIFIED BECHTEL RETIREMENT PLANS QUALIFIED BECHTEL RETIREMENT PLANS	0	0	56.348
**D	NATIONAL COUNCIL FOR SOCIAL SEC FUND	0	5.214	5.214
**D	NATIONAL COUNCIL FOR SOCIAL SECURITY FUND.	0	35.008	35.008
**D	NATIONAL COUNCIL FOR SOCIAL SECURITY FUND.	0	35.894	35.894
**D	NGEE ANN POLYTECHNIC	0	694	694
**D	NATIONAL COUNCIL FOR SOCIAL SEC FUND	0	155.178	155.178
**D	NATIONAL COUNCIL FOR SOCIAL SEC FUND	0	495.925	495.925
**D	FIDELITY SALEM STREET TRUST FIDELITY SERIES GLOBAL EX U.S. INDEX FUND	0	1.778.371	1.778.371
**D	FIDELITY SALEM STREET TRUST: FIDELITY FLEX INTERNATIONAL INDEX FUND	0	53.340	53.340
**D	FISHER INVESTMENTS GLOBAL TOTAL RETURN UNIT TRUST FUND	0	1.609	1.609
**D	HALLIFAX REGIONAL MUNICIPALITY MASTER TRUST	0	1.072	1.072
**D	PUBLIC SECTOR PENSION INVESTMENT BOARD	0	1.387.606	1.387.606
**D	MICHELIN NORTH AMERICA (CANADA) INC. MASTER TRUST	0	63	63
**D	HAGFORS LIMITED HE R AND H TRUST COMPANY LTD	0	21.553	21.553
**D	STICHTING BLUE SKY LIQUID ASSET FUNDS	0	289.162	289.162
**D	NEW ZEALAND SUPERANNUATION FUND	0	295.318	295.318
**D	STATE UNIVERSITIES RETIREMENT SYSTEM	0	234.930	234.930
**D	MERCER PASSIVE INTERNATIONAL SHARES FUND	0	87.821	87.821
**D	ARIA CO PTY LTD AS TRUSTEE FOR COMBINED INVESTMENTS FUND	0	922.334	922.334
**D	COMMONWEALTH SUPERANNUATION CORPORATION AS TRUSTEE FOR ARIA INVESTMENTS TRUST	0	134.260	134.260
**D	MERCER OSS TRUST	0	13.458	13.458
**D	LORD MAYORS CHARITABLE FUND	0	2.062	2.062
**D	RIVER AND MERCANTILE GLOBAL HIGH ALPHA FUND	0	26.124	26.124
**D	QUEENSLAND INVESTMENT TRUST NO. 2	0	91.200	91.200
**D	OIC INTERNATIONAL EQUITIES FUND	0	71.155	71.155
**D	GOVERNMENT EMPLOYEES SUPERANNUATION BOARD	0	81.540	81.540
**D	DODDINGTON GLOBAL FUND LLC	0	161.482	161.482
**D	GOVERNMENT EMPLOYEES SUPERANNUATION BOARD	0	363.431	363.431

84573/1866

84573/1865

LISTA ESITO DELLE VOTAZIONE

Oggetto: Determinazione della ripartizione del Presidente del Collegio Sindacale e dei Sindaci effettivi
FAVOREVOLI

Badge	Regione Sociale	Proprio	Delega	Totale
**D	TYCO ELECTRONICS CORPORATION RETIREMENT SAVINGS AND INVESTMENT PLAN	0	19.553	19.553
**D	SAMFORD UNIVERSITY	0	3.436	3.436
**D	S.ROBSON WALTON 1999 CHILDRENS TRUST	0	4.180	4.180
**D	NTCC COLLECTIVE FUNDS FOR EMPLOYEE BENEFIT TRUSTS	0	778.008	778.008
**D	TRINITY COLLEGE CAMBRIDGE	0	14.300	14.300
**D	THE TRUSTEES OF THE HENRY SMITH CHARITY	0	55.143	55.143
**D	HRW TESTAMENTARY TRUST NO 6	0	18.871	18.871
**D	WALTON FAMILY FOUNDATION INC	0	245.679	245.679
**D	HRW TESTAMENTARY TRUST NO 2	0	36.076	36.076
**D	HRW TESTAMENTARY TRUST NO. 8	0	13.426	13.426
**D	HRW TESTAMENTARY TRUST NO. 9	0	12.646	12.646
**D	HRW TESTAMENTARY TRUST NO 1	0	10.542	10.542
**D	HRW TESTAMENTARY TRUST NO. 10	0	26.454	26.454
**D	HRW TRUST NO 4 UAD 01/17/03	0	35.984	35.984
**D	HRW TESTAMENTARY TRUST NO. 12	0	24.284	24.284
**D	PRESBYTERIAN CHURCH (USA) FOUNDATION	0	21.551	21.551
**D	NORTHERN TRUST GLOBAL INVESTMENTS COLLECTIVE FUNDS TRUST	0	6.129.405	6.129.405
**D	FORD MOTOR COMPANY DEFINED BENEFIT MASTER TRUST	0	86.587	86.587
**D	FLORIDA COLLEGE SAVINGS PROGRAM	0	3.410	3.410
**D	EXELON PEACH BOTTOM UNIT 1 QUALIFIED FUND 10	0	1.985	1.985
**D	EXELON FITZPATRICK QUALIFIED FUND	0	12.298	12.298
**D	CATERPILLAR INC. GROUP INSURANCE PLAN TRUST	0	9.135	9.135
**D	CENTURYLINK, INC. DEFINED CONTRIBUTION PLAN MASTER TRUST	0	118.617	118.617
**D	CATERPILLAR INC MASTER RETIREMENT TRUST	0	161.300	161.300
**D	OMENS CORNING DEFINED BENEFIT MASTER TRUST	0	15.417	15.417
**D	NORTHERN FUNDS - INTERNATIONAL EQUITY INDEX FUND	0	854.409	854.409
**D	NEW IRELAND ASSURANCE COMPANY PLC	0	1.426.042	1.426.042
**D	ACTIVE M INTERNATIONAL EQUITY FUND	0	267.136	267.136
**D	MICHIGAN CATHOLIC CONFERENCE	0	3.823	3.823
**D	LOCKHEED MARTIN CORPORATION MASTER RETIREMENT TRUST	0	184.379	184.379
**D	COMMONWEALTH OF MASSACHUSETTS EMPLOYEES DEFERRED COMPENSATION PLAN	0	86.250	86.250
**D	MICHIGAN CATHOLIC CONFERENCE MASTER PENSION TRUST	0	8.267	8.267
**D	STATE OF IDAHO ENDOWMENT FUND INVESTMENT BOARD	0	108.130	108.130
**D	JTW TRUST NO. 2 UAD 9/19/02	0	11.424	11.424
**D	JTW TRUST NO. 4 UAD 9/19/02	0	16.255	16.255
**D	JTW TRUST NO. 1 UAD 9/19/02	0	8.181	8.181
**D	JTW TRUST NO. 3 UAD 9/19/02	0	12.024	12.024
**D	JTW TRUST NO. 5 UAD 9/19/02	0	7.575	7.575
**D	JOHN T WALTON FAMILY TRUST	0	21.689	21.689
**D	AON PENSION PLAN TRUST AON CORPORATION	0	11.925	11.925
**D	ALM 2010 FAMILY TRUST ALICE WALTON/O WALTON ENTERPRISES LLC	0	132.450	132.450
**D	THE BOEING COMPANY EMPLOYEE SAVINGS PLANS MASTER TRUST	0	221.886	221.886
**D	ACORN 1998 TRUST	0	2.651	2.651

LISTA ESITO DELLE VOTAZIONE

Oggetto: Determinazione della retribuzione del Presidente del Collegio Sindacale e dei Sindaci effettivi
FAVOREVOLI

Badge	Ragione Sociale	Proprio	Delega	Totale
**D	HRW TESTAMENTARY TRUST NO 3	0	19.529	19.529
**D	HRW TRUST NO 1 UAD 01/17/03	0	26.582	26.582
**D	HRW TESTAMENTARY TRUST NO. 11	0	22.762	22.762
**D	HRW TESTAMENTARY TRUST NO 4	0	9.994	9.994
**D	HRW TESTAMENTARY TRUST NO 5	0	11.377	11.377
**D	BRANDES INVESTMENT PARTNERS, LP 401(K) PLAN	0	67.951	67.951
**D	MILTON HERSHEY SCHOOL TRUST	0	18.060	18.060
**D	MONDRIAN ALL COUNTRIES WORLD EX-US EQUITY FUND LP	0	1.725.594	1.725.594
**D	CITY OF LOS ANGELES FIRE AND POLICE PENSION PLAN	0	201.118	201.118
**D	ILLINOIS MUNICIPAL RETIREMENT FUND	0	1.202.675	1.202.675
**D	ILLINOIS MUNICIPAL RETIREMENT FUND	0	1.127.565	1.127.565
**D	MERCY INVESTMENT SERVICES INC	0	1	1
**D	MARSH AND MCLENNAN MASTER RETIREMENT TRUST	0	105.790	105.790
**D	MONDRIAN INTERNATIONAL EQUITY FUND L.P.	0	6.131.216	6.131.216
**D	NISSAN NORTH AMERICA INC. EMPLOYEE RETIREMENT PLAN MASTER TRUST	0	16.159	16.159
**D	NEW YORK STATE NURSES ASSOCIATION PENSION PLAN	0	113.310	113.310
**D	GUIDESTONE FUNDS INTERNATIONAL EQUITY INDEX FUND	0	137.591	137.591
**D	GENERAL PENSION AND SOCIAL SECURITY AUTHORITY GPSSA	0	89.865	89.865
**D	CHEVRON MASTER PENSION TRUST	0	102.390	102.390
**D	FLORIDA PREPAID COLLEGE PROGRAM	0	219.986	219.986
**D	STICHTING INSTITUUT GAK	0	11.843	11.843
**D	EAST BAY MUNICIPAL UTILITY DISTRICT	0	153.630	153.630
**D	CITY OF MILWAUKEE EMPLOYERS RETIREMENT SYSTEM	0	661.117	661.117
**D	CENTURYLINK, INC. DEFINED BENEFIT MASTER TRUST	0	99.939	99.939
**D	WYOMING RETIREMENT SYSTEM	0	6.290	6.290
**D	WYOMING RETIREMENT SYSTEM	0	24.035	24.035
**D	UTAH STATE RETIREMENT SYSTEMS	0	126.817	126.817
**D	SALT RIVER PIMA-MARICOPA INDIAN COMMUNITY	0	76.260	76.260
**D	NATIONAL WESTMINSTER BANK PLC AS TRUSTEE OF STONEHARGE FLEMING UK EQUITY Y INCOME FUND	0	7.255	7.255
**D	HSBC GLOBAL EQUITY FUND	0	135.600	135.600
**D	FORD MOTOR COMPANY OF CANADA, LIMITED PENSION TRUST	0	15.850	15.850
**D	WORKPLACE HEALTH SAFETY AND COMPENSATION COMMISSION OF NEW BRUNSWICK	0	92.427	92.427
**D	HSBC INTERNATIONAL EQUITY POOLED FUND	0	262.312	262.312
**D	PEPSICO, INC. MASTER TRUST	0	356.392	356.392
**D	PEPSICO CANADA ULC MASTER TRUST	0	115.017	115.017
**D	OPSEU PENSION PLAN TRUST FUND	0	19.224	19.224
**D	LEGAL AND GENERAL GLOBAL EQUITY INDEX FUND	0	10.003	10.003
**D	LEGAL AND GENERAL FUTURE WORLD EQUITY FACTORS INDEX FUND	0	18.330	18.330
**D	LEGAL AND GENERAL FUTURE WORLD ESG DEVELOPED INDEX FUND	0	972	972
**D	LEGAL AND GENERAL EUROPEAN INDEX TRUST	0	1.445.474	1.445.474
**D	LEGAL AND GENERAL INTERNATIONAL INDEX TRUST	0	171.026	171.026
**D	STATE STREET GLOBAL ADVISORS GROSS ROLL UP UNIT TRUST	0	57.152	57.152
**D	OKLAHOMA PUBLIC EMPLOYEES RETIREMENT SYSTEM	0	804.165	804.165

84573/1866

84573/1864

LISTA ESITO DELLE VOTAZIONE

Oggetto: Determinazione della retribuzione del Presidente del Collegio Sindacale e dei Sindaci effettivi FAVOREVOLI

Badge	Regione Sociale	Proprio	Delega	Totale
**D	OYSTER CREEK ENVIRONMENTAL PROTECTION LLC QUALIFIED NUCLEAR DECOMMISS IONING TRUST	0	7.694	7.694
**D	PAULA CARR	0	102.522	102.522
**D	PAVILION INTERNATIONAL FOCUSED EQUITY POOL	0	11.301	11.301
**D	BLACKROCK AUTHORISED CONTRACTUAL SCHEME I	0	1.946.258	1.946.258
**D	RAMI PARTNERS, LLC	0	146.764	146.764
**D	LEGAL AND GENERAL AUTHORISED CONTRACTUAL SCHEME	0	1.852	1.852
**D	LEGAL AND GENERAL ICNAV	0	63.934	63.934
**D	BRITISH COLUMBIA INVESTMENT MANAGEMENT CORPORATION	0	101.657	101.657
**D	STATE TEACHERS RETIREMENT SYSTEM OF OHIO	0	848.600	848.600
**D	STATE TEACHERS RETIREMENT SYSTEM OF OHIO	0	1.086.705	1.086.705
**D	BANCO NACIONAL DE PANAMA, ACTING AS TRUSTEE OF THE FIDEICOMISO DE FONDO DE AHORRO DE PANAMA	0	9.772	9.772
**D	LGPS CENTRAL AUTHORISED CONTRACTUAL SCHEME	0	335.700	335.700
**D	BORDER TO COAST AUTHORISED CONTRACTUAL SCHEME	0	150.220	150.220
**D	UBS COMMON CONTRACTUAL FUND	0	706	706
**D	QSUPER	0	36.999	36.999
**D	BLACKROCK UCITS CCF, BLACKROCK ASSET MANAGEMENT IRELAND LIMITED	0	168.689	168.689
**D	INTERNATIONAL BANK FOR RECONSTRUCTION AND DEVELOPMENT ON BEHALF OF THE WORLD BANK GROUP TRUST FUNDS	0	0	12.037
**D	12.037	0	0	500.000
**D	WEST YORKSHIRE PENSION FUND	0	4.500	4.500
**D	CLEARWATER INTERNATIONAL FUND	0	100.000	100.000
**D	MERSEYSIDE PENSION FUND	0	142.124	142.124
**D	KOMMUNAL LANDSPENSJONSKASSE GJENSIDIG FORSIKRINGSELSKAP	0	141.057	141.057
**D	VERDIPAPIRFONDET KLP AKSJEUROPA INDEKS 1	0	329.111	329.111
**D	VERDIPAPIRFONDET KLP AKSJEGLOBAL INDEX 1	0	290.496	290.496
**D	UNIVEST	0	113.519	113.519
**D	STICHTING BEDRIJFSTAKPENSIOENFONDS VOOR HET SCHOONMAAK EN GLAZENWASSER SBEDRIJF	0	1.034.724	1.034.724
**D	STICHTING BEDRIJFSTAKPENSIOENFONDS VOOR HET BEROEPSVERVOER OVER DE WEG	0	154.828	154.828
**D	FJARDE AP-FONDEN	0	7.121	7.121
**D	STORBRAND SICAV	0	470.594	470.594
**D	NORTHERN TRUST UCITS FGR FUND	0	10.389	10.389
**D	ANDRA AP-FONDEN	0	339.849	339.849
**D	ROBECO INSTITUTIONAL UMBRELLA FUND	0	89.968	89.968
**D	RBC PRIVATE OVERSEAS EQUITY POOL	0	465.674	465.674
**D	STICHTING BEDRIJFSTAKPENSIOEN FONDS VOOR DE DETAILHANDEL	0	181.464	181.464
**D	DANSKE INVEST SICAV GLOBAL INDEX	0	133.126	133.126
**D	VONTOBEL ASSET MANAGEMENT S.A	0	240.769	240.769
**D	UNIVERSE THE CMI CONTINEN. EUROPEANEQUITY	0	0	3.172
**D	VONTOBEL FUND (CH) - VESCORE GLOBALEQUITY MULTIFACTOR OLIVIER SCHALBETTER VONTOBEL FONDS SERVICES AG	0	0	153.711
**D	3.172	0	313.491	313.491
**D	PINNACLE ICAV	0	12.524	12.524
**D	SAN MATEO COUNTY EMPLOYEES' RETIREMENT ASSOCIATION	0	114.553	114.553
**D	SL MFS LOW VOL GLOB EQ FD	0	0	0
**D	STATES OF GUERNSEY SUPERANNUATION FUND	0	0	0

LISTA ESITO DELLE VOTAZIONE

Oggetto: Determinazione della retribuzione del Presidente del Collegio Sindacale e dei Sindaci effettivi
FAVOREVOLI

Badge	Regione Sociale	Proprio	Delega	Totale
**D	STATES OF GUERNSEY SUPERANNUATION FUND	0	3.946	3.946
**D	CMLA INDEXED GLOBAL SHARE FUND	0	16.912	16.912
**D	LEGAL AND GENERAL ASSURANCE PENSIONS MANAGEMENT LIMITED	0	90.590	90.590
**D	IRISH LIFE ASSURANCE.	0	10.550	10.550
**D	IRISH LIFE ASSURANCE.	0	10.999	10.999
**D	IRISH LIFE ASSURANCE.	0	50.392	50.392
**D	IRISH LIFE ASSURANCE.	0	813.695	813.695
**D	IRISH LIFE ASSURANCE PLC	0	696.632	696.632
**D	ILA-LA WORLD ESG SCREENED FUND	0	21.773	21.773
**D	IRISH LIFE ASSURANCE PLC	0	969.427	969.427
**D	CANADA LIFE ASSURANCE EUROPE LIMITED	0	1.438.025	1.438.025
**D	OVERSTONE UCITS FUND PLC	0	72.968	72.968
**D	STICHTING PENSIOENFONDS METAAL EN TECHNIEK MN SERVICES	0	468.740	468.740
**D	STICHTING MN SERVICES	0	1.723.023	1.723.023
**D	THE DFA INTERNATIONAL VALUE SERIUSA	0	3.426.705	3.426.705
**D	ZURICH LIFE ASSURANCE PLC	0	982.858	982.858
**D	OLD MUTUAL GLOBAL INVESTORS	0	8.226	8.226
**D	CFSIL ATF CMLA INTERNATIONAL SHARE FUND	0	31.515	31.515
**D	STICHTING MN SERVICES BANDELENFONDS EUROPA.	0	250.830	250.830
**D	LEGAL AND GENERAL ASSURANCE PENSIONS MANAGEMENT LIMITED	0	272.246	272.246
**D	LEGAL AND GENERAL ASSURANCE PENSIONS MANAGEMENT LIMITED	0	2.292	2.292
**D	LEGAL AND GENERAL ASSURANCE PENSIONS MANAGEMENT LIMITED	0	21.316	21.316
**D	LEGAL AND GENERAL ASSURANCE PENSIONS MANAGEMENT LIMITED	0	5.893	5.893
**D	LEGAL AND GENERAL ASSURANCE PENSIONS MANAGEMENT LIMITED	0	14.015	14.015
**D	LEGAL AND GENERAL ASSURANCE PENSIONS MANAGEMENT LIMITED	0	7.156.953	7.156.953
**D	LEGAL AND GENERAL ASSURANCE PENSIONS MANAGEMENT LIMITED	0	116.486	116.486
**D	LEGAL AND GENERAL ASSURANCE PENSIONS MANAGEMENT LIMITED	0	520.465	520.465
**D	LEGAL AND GENERAL ASSURANCE PENSIONS MANAGEMENT LIMITED	0	406.966	406.966
**D	LEGAL AND GENERAL ASSURANCE PENSIONS MANAGEMENT LIMITED	0	94.125	94.125
**D	LEGAL AND GENERAL ASSURANCE PENSIONS MANAGEMENT LIMITED	0	17.549	17.549
**D	LEGAL AND GENERAL ASSURANCE PENSIONS MANAGEMENT LIMITED	0	211.355	211.355
**D	LEGAL AND GENERAL ASSURANCE PENSIONS MANAGEMENT LIMITED	0	30.347	30.347
**D	LEGAL AND GENERAL ASSURANCE PENSIONS MANAGEMENT LIMITED	0	5.792	5.792
**D	LEGAL AND GENERAL ASSURANCE PENSIONS MANAGEMENT LIMITED	0	4.442	4.442
**D	LEGAL AND GENERAL ASSURANCE PENSIONS MANAGEMENT LIMITED	0	15.917	15.917
**D	LEGAL AND GENERAL ASSURANCE PENSIONS MANAGEMENT LIMITED	0	2.878	2.878
**D	LEGAL AND GENERAL ASSURANCE PENSIONS MANAGEMENT LIMITED	0	57.276	57.276
**D	SUMMIT INVESTMENT FUNDS PLC IRISH LIFE INVESTMENT MANAGERS	0	66.403	66.403
**D	LEGAL AND GENERAL ASSURANCE PENSIONS MANAGEMENT LIMITED	0	40.579	40.579
**D	LEGAL AND GENERAL ASSURANCE PENSIONS MANAGEMENT LIMITED	0	59.622	59.622
**D	LEGAL AND GENERAL ASSURANCE PENSIONS MANAGEMENT LIMITED	0	72.725	72.725
**D	LEGAL AND GENERAL ASSURANCE PENSIONS MANAGEMENT LIMITED	0	154.364	154.364
**D	LEGAL AND GENERAL ASSURANCE PENSIONS MANAGEMENT LIMITED	0	72.620	72.620

84573/1868



84573/1849

LISTA ESITO DELLE VOTAZIONE
 Oggetto: Determinazione della retribuzione del Presidente del Collegio Sindacale e dei Sindaci effettivi
 FAVOREVOLI


Badge	Ragione Sociale	Proprio	Delega	Totale
**D	LEGAL AND GENERAL INVESTMENT MANAGEMENT	0	18.743	18.743
**D	LEGAL AND GENERAL ASSURANCE PENSIONS MANAGEMENT LIMITED	0	119.930	119.930
**D	LEGAL AND GENERAL ASSURANCE PENSIONS MANAGEMENT LIMITED	0	108.169	108.169
**D	LEGAL AND GENERAL ASSURANCE PENSIONS MANAGEMENT LIMITED	0	68.538	68.538
**D	LEGAL AND GENERAL ASSURANCE PENSIONS MANAGEMENT LIMITED	0	1.234.452	1.234.452
**D	CITYTRUST LTD	0	7.025	7.025
**D	LEGAL AND GENERAL ASSURANCE PENSIONS MANAGEMENT LIMITED	0	106.300	106.300
**D	MANULIFE GLOBAL FUND.	0	115.614	115.614
**D	AEGON CUSTODY B.V	0	5.638	5.638
**D	AEGON CUSTODY B.V	0	277.988	277.988
**D	THE NOMURA TRUST AND BANKING CO LTD	0	139.816	139.816
**D	THE NOMURA TRUST AND BANKING CO LTD	0	5.286	5.286
**D	SUMMIT MUTUAL FUNDS PUBLIC LIMITED COMPANY IRISH LIFE INVESTMENT MANAGERS	0	34.909	34.909
**D	BERESFORD FUNDS PLC	0	692.598	692.598
**D	CFSIL - COMMONWEALTH GLOBAL SHARE FUND 22	0	534.529	534.529
**D	CFSIL - COMMONWEALTH GLOBAL SHARE FUND 23	0	164.605	164.605
**D	STICHTING PGM DEPOSITARY	0	1.994.944	1.994.944
**D	STICHTING PGM DEPOSITARY	0	400.981	400.981
**D	INTERNATIONAL EQUITIES FUND	0	22.511	22.511
**D	NATIONAL COUNCIL FOR SOCIAL SECURITY FUND.	0	47.794	47.794
**D	AEGON CUSTODY B.V.	0	127.263	127.263
**D	CFSIL - COLONIAL FIRST STATE GLOBAL ASSET MANAGEMENT MULTI SECTOR TRUST 1	0	978	978
**D	SDA INTL EQUITY INDEX FD-WORLD	0	66.132	66.132
**D	CBOSC-CBGS-WGSS07	0	48.761	48.761
**D	JANUS HENDERSON CAPITAL FUNDS PLC	0	645	645
**D	CBOSC AFF CM BK GRP SUP WGS08	0	59.104	59.104
**D	PINEBRIDGE FUND SERIES PINEBRIDGE EUROPE EQUITY FUND	0	29.086	29.086
**D	JOHN HANCOCK VARIABLE INSURANCE TRUST INTERNATIONAL EQUITY INDEX TRUST	0	98.316	98.316
**D	LEGAL AND GENERAL COLLECTIVE INVESTMENT TRUST..	0	864	864
**D	LEGAL AND GENERAL COLLECTIVE INVESTMENT TRUST..	0	5.580	5.580
**D	LEGAL AND GENERAL COLLECTIVE INVESTMENT TRUST..	0	574.326	574.326
**D	CFSIL RE COLONIAL FIRST STATE INVESTMENT FUND 10	0	119.737	119.737
**D	VICTORY MARKET NEUTRAL INCOME FUND	0	32.924	32.924
**D	NEWBURG NOMINEES LIMITED INVESTORS WHOLESAL E GLOBAL EQUITY (INDEX) TRUST	0	109.225	109.225
**D	LATVIJAS BANKA	0	30.160	30.160
**D	JOHN HANCOCK FUNDS II INTERNATIONAL STRATEGIC EQUITY ALLOCATION FUND	0	26.321	26.321
**D	MACQUARIE MULTI FACTOR FUND	0	40.208	40.208
**D	HOSPFUS POOLED SUPERANNUATION TRUST	0	51.043	51.043
**D	VICTORYSHARES DEVELOPED ENHANCED VOLATILITY WTD INDEX ETF	0	4.926	4.926
**D	VICTORYSHARES INTERNATIONAL VOLATILITY WTD INDEX ETF	0	143	143
**D	CITYTRUST LIMITED AS TRUSTEE OF BLACKROCK PREMIER FUNDS-BLACKROCK WORLD EQUITY INDEX FUND	0	16.174	16.174
**D	VICTORYSHARES INTERNATIONAL HIGHDIV VOLATILITY WTD INDEX ETF	0	64.565	64.565
**D	INVESCO POOLED INVESTMENT FUND-GLOBAL STRATEGIC EQUITY FUND	0	5.864	5.864

LISTA ESITO DELLE VOTAZIONE

Oggetto: Determinazione della retribuzione del Presidente del Collegio Sindacale e dei Sindaci effettivi
FAVOREVOLI

Badge	Ragione Sociale	Proprio	Delega	Totale
**D	WARMAX INVESTMENTS PTY LIMITED	0	22.969	22.969
**D	STICHTING PGM DEPOSITARY	0	1.053.812	1.053.812
**D	STICHTING ALGEMEEN PENSIOENFONDS	0	96.298	96.298
**D	COLORIAL FIRST STATE INVESTMENT FUND.	0	53.709	53.709
**D	APPIAN ASSET MANAGEMENT	0	351.866	351.866
**D	ABERDEEN INVESTMENT FUND	0	26.403	26.403
**D	USAA INTERNATIONAL FUND	0	669.990	669.990
**D	VICTORYSHARES USAA MSCI INTERNATIONAL VALUE MOMENTUM ETF	0	64.270	64.270
**D	LEGAL AND GENERAL COLLECTIVE INVESTMENT TRUST.	0	4.984	4.984
**D	TIMOTHY PLAN INTERNATIONAL ETF.	0	8.522	8.522
**D	UNIFIED ACCUMULATIVE PENSION FUND JOINT STOCK COMPANY	0	21.073	21.073
**D	SUN LIFE MFS GLOBAL TOTAL RETURN FUND SUN LIFE GLOBAL INVESTMENTS (CANADA) INC	0	281.194	281.194
**D	INTERNATIONAL RESEARCH EQUITY EXTENDED MASTER FUND (CAYMAN) L.P. C/O INTERTRUST CORP SVCS (CAYMAN) LTD	0	0	194.409
**D	STATERA MASTER INVESTORS (CAYMAN) L.P.	0	151	151
**D	PANAGORA ASSET MANAGEMENT INC.	0	98	98
**D	PANAGORA ASSET MANAGEMENT INC	0	383	383
**D	STOCK SELECTOR GLOBAL EQUITY INCUBATOR	0	261	261
**D	TWO SIGMA EQUITY SPECTRUM PORTFOLIO - EUR A/C MSPB	0	364	364
**D	GOTHAM CAPITAL V LLC	0	145	145
**D	CORECOMMODITY MANAGEMENT-FOUNDERS II MASTER FUND LTD. DMS CORP. SERVICES LTD.	0	1.879	1.879
**D	CORECOMMODITY MANAGEMENT - FOUNDERS ABSOLUTE RETURN MASTER FUND LTD. C/O DMS CORPORATE SERVICES LTD	0	0	6.240
**D	THE MANZANITA FOUNDATION C/O SKP LLP	0	12.358	12.358
**D	VIA RAIL CANADA INC MASTER TRUST 3	0	23.793	23.793
**D	RBC QUBE LOW VOLATILITY ALLCOUNTRY WORLD EQUITY FUND	0	7.967	7.967
**D	RBC QUBE LOW VOLATILITY GLOBAL EQUITY FUND	0	801.711	801.711
**D	SL MFS LOW VOL INTL EQ FD	0	2.710	2.710
**D	THE TM OVERSTONE UCITS EQUITY INCOME FUND	0	324.698	324.698
**D	SUN LIFE MFS MONTHLY INCOME FUND	0	10.707	10.707
**D	TRANSAMERICA LIFE INSURANCE COMPANY	0	22.075	22.075
**D	CWB ONYX GLOBAL EQUITY FUND	0	35.589	35.589
**D	NBIMC EAFE EQUITY INDEX FUND	0	61.603	61.603
**D	RR CPE GARDERIE QC	0	119.645	119.645
**D	RBC QUBE STABLE DIVIDEND GLOBAL	0	12.291	12.291
**D	MB HIGH INCOME EQUITY FUND	0	33.468	33.468
**D	NBIMC EAFE EQUITY INDEX FUND - CLASS N	0	3.589	3.589
**D	TREND AP-FONDEN	0	6.973	6.973
**D	ANTIPODES GLOBAL FUND	0	1.983.410	1.983.410
**D	ANTIPODES GLOBAL FUND - LONG	0	549.457	549.457
**D	PERPETUAL ECONOMIC DIVERSIFICATION GLOBAL EQUITY FUND	0	37.002	37.002
**D	THE ENDEAVOUR II FUND	0	6.296	6.296
**D	UNITED FOOD AND COMMERCIAL WORKERS UNION LOCAL 152 RETAIL MEAT PENSION PLAN	0	5.796	5.796

84573/1850



34573 1854

LISTA ESITO DELLE VOTAZIONE
 Oggetto: Determinazione della retribuzione del Presidente del Collegio Sindacale e dei Sindaci effettivi
 FAVOREVOLI

Badge	Regione Sociale	Proprio	Delega	Totale
**D	ANTIPODES GLOBAL SHARES (QUOTED MANAGED FUND)	0	12.718	12.718
**D	S AND W UK RES STG 474	0	2.240	2.240
**D	ATLAS MASTER LTD	0	6.314	6.314
**D	WELLINGTON MANAGEMENT COMPANY LLP	0	3.999	3.999
**D	LEGG MASON INC.	0	1.034	1.034
**D	CANADA LIFE ASSURANCE EUROPE PLC	0	25.697	25.697
**D	TEMPLETON SELECT GLOBAL EQUITY FUND	0	4.436	4.436
**D	MANULIFE INTERNATIONAL EQUITY FUND	0	419.919	419.919
**D	BALYASNY ASSET MANAGEMENT LP	0	136.432	136.432
**D	ARROWSTREET ACWI EX US ALPHA EXTENSION FUND VII	0	59.353	59.353
**D	SPARINVEST POOL - EUROPE EQUITY	0	252.970	252.970
**D	SPARINVEST EUROPEAN VALUE	0	226.805	226.805
**D	DWS INVESTMENT GMBH FOR VERMOEGENSMANAGEMENT	0	60.034	60.034
**D	DWS INVESTMENT GMBH FOR ALBATROS FONDS	0	13.576	13.576
**D	DWS INVESTMENT GMBH FOR DWS VORSORGE AS (DYNAMIK)	0	31.599	31.599
**D	DWS INVESTMENT GMBH FOR DWS VORSORGE AS (FLEX)	0	12.917	12.917
**D	DWS INVESTMENT GMBH FOR DYNAMIC EUROPE BALANCE	0	22.965	22.965
**D	DWS INVESTMENT GMBH FOR MULTI-INDEX EQUITY FUND	0	18.978	18.978
**D	ACTIVE STOCK MASTER PORTFOLIO OF MASTER INVESTMENT PORTFOLIO	0	4.536	4.536
**D	ISHARES II PUBLIC LIMITED COMPANY	0	7.581.941	7.581.941
**D	ISHARES PUBLIC LIMITED COMPANY	0	962.207	962.207
**D	ISHARES V PUBLIC LIMITED COMPANY	0	48.418	48.418
**D	ISHARES III PUBLIC LIMITED COMPANY	0	2.001.105	2.001.105
**D	ISHARES VI PUBLIC LIMITED COMPANY	0	724.026	724.026
**D	ISHARES IV PUBLIC LIMITED COMPANY	0	1.573.131	1.573.131
**D	ISHARES VII PLC	0	5.817.862	5.817.862
**D	AEN AMRO MULTI-MANAGER FUNDS	0	1.798.390	1.798.390
**D	BLACKROCK AM DE AG FOR ISHS CORE EURO STOXX 50 UCITS ETF (DE)	0	5.325.969	5.325.969
**D	BLACKROCK AM DE FOR ISHARES EURO STOXX UCITS ETF (DE)	0	678.567	678.567
**D	BLACKROCK AM DE FOR ISHARES STOXX EUROPE 50 UCITS ETF (DE)	0	128.586	128.586
**D	BLACKROCK AM DE FOR ISHS STOXX EUROPE LARGE 200 UCITS ETF	0	30.832	30.832
**D	ISHARES I INV MIT TGV F ISHS ST EUROPE600 OIL+GAS UCITS ETF DE	0	3.176.614	3.176.614
**D	BLACKROCK AM DE FOR ISHARES STOXX EUROPE 600 UCITS ETF (DE)	0	1.800.458	1.800.458
**D	PARTNERS HEALTHCARE SYSTEM INC	0	195.854	195.854
**D	TEACHERS' RETIREMENT SYSTEM OF THE STATE OF ILLINOIS	0	708.956	708.956
**D	KAISER PERMANENTE GROUP TRUST	0	979.572	979.572
**D	KAISER FOUNDATION HOSPITALS	0	421.430	421.430
**D	FIDELITY RUTLAND SQUARETRUST II: STRATEGIC ADVISERS INT	0	1.266.807	1.266.807
**D	BRUNEL INVESTMENT AGENCY	0	30.102	30.102
**D	INTERNATIONALE KAPITALANLAGEGESELLSCHAFT MBH FOR ANP	0	6.611	6.611
**D	SCHWAB INTERNATIONAL EQUITY ETF	0	3.167.550	3.167.550
**D	SCHWAB FUNDAMENTAL INTERNATIONAL LARGE COMPANY INDEX ETF	0	2.081.540	2.081.540
**D	DUPONT PENSION TRUST	0	551	551

LISTA ESITO DELLE VOTAZIONE

Objetto: Determinazione della retribuzione del Presidente del Collegio Sindacale e dei Sindaci effettivi
FAVOREVOLI

Badge	Regione Sociale	Proprio	Delega	Totale
**D	JOHN HANCOCK VAR INS TRUST STRATEGIC EQUITY ALLOCATION	0	529.215	529.215
**D	JOHN HANCOCK FUNDS II STRATEGIC EQUITY ALLOCATION FUND	0	256.896	256.896
**D	JOHN HANCOCK HEDGED EQUITY AND INCOME FUND	0	27.027	27.027
**D	PENSION BENEFIT GUARANTY CORPORATION	0	261.780	261.780
**D	INTERNATIONALE KAPITAL MBH FOR LH-PRIVATRENTE-AKTIE	0	160.000	160.000
**D	INTERNATIONAL PAPER CO COMMINGLED INVESTMENT GROUP	0	524.503	524.503
**D	BMO DISCIPLINED INTERNATIONAL EQUITY FUND	0	71.960	71.960
**D	INTERNATIONAL KAPITALANLAGEGESELLSCHAFT MBH FOR	0	314.003	314.003
**D	DEKA INVESTMENT GMBH FOR KDF 1	0	36.445	36.445
**D	DEKA INVESTMENT GMBH FOR KDF 3	0	43.100	43.100
**D	ALLIANZ GLOBAL INVESTORS GMBH FOR DBI-FONDS SFT 4	0	14.750	14.750
**D	MFS DEVELOPMENT FUNDS, LLC	0	5.633	5.633
**D	MFS EQUITY INCOME FUND	0	157.478	157.478
**D	MFS HERITAGE TRUST COMPANY COLLECTIVE INVESTMENT TRUST	0	547.394	547.394
**D	MFS LOW VOLATILITY GLOBAL EQUITY FUND	0	122.258	122.258
**D	MFS BLENDED RESEARCH INTERNATIONAL EQUITY FUND	0	271.837	271.837
**D	GOLDMAN SACHS TRST II-GOLDMAN SACHS MULTI-MGR GLOBAL	0	29.082	29.082
**D	GOLDMAN SACHS TRUST II - MULTI-MANAGER INTERNL EQUITY FUND	0	197.106	197.106
**D	GOLDMAN SACHS TRUST COMPANY N A COLLECTIVE TRUST	0	14.753	14.753
**D	GOLDMAN SACHS TRUST-GOLDMAN SACHS GLOBAL	0	8.653	8.653
**D	ALLIANCEBERNSTEIN GLOBAL RISK ALLOCATION FUND INC	0	4.936	4.936
**D	ALLIANCEBERNST VAR PROD SER F INC.ALLIANCE DYN ASSET	0	24.216	24.216
**D	THE MASTER TRUST BK OF JP LTD: HITACHI FOREIGN EQ INDEX MF	0	66.406	66.406
**D	SPDR MSCI WORLD QUALITY MIX FUND	0	959	959
**D	ALASKA ELECTRICAL PENSION PLAN	0	51.148	51.148
**D	IBM RETIREMENT PLAN	0	12.809	12.809
**D	INTERNATIONALE KAG MBH FOR 189600 LIPPENCO	0	11.000	11.000
**D	ALLIANZ GLOBAL INV GMBH FOR ALLIANZGI-FONDS SFT2	0	51.716	51.716
**D	DWS INVESTMENT GMBH FOR DEAM FONDS BBS	0	11.400	11.400
**D	THORNBERG GLOBAL INVESTMENT PLC	0	35.836	35.836
**D	ARIZONA STATE RETIREMENT SYSTEM	0	91.362	91.362
**D	AMERICAN CENTURY STRATEGIC ASSET ALL, INC. STRAT ALL CONS F	0	17.612	17.612
**D	AMERICAN CENTURY STRAT ASSET ALL, INC. STRAT ALL MODERATE F	0	48.222	48.222
**D	AMERICAN CENTURY STRAT ASSET ALL, INC. STRATEGIC ALL AGGR F	0	43.278	43.278
**D	AMERICAN CENT WORLD MUT FDS, INC-WT NON-U.S. INTRINSIC VALUE FD	0	812.053	812.053
**D	AMERICAN CENTURY ETF TRUST - AMERICAN CENT QUALITY DIV INT	0	51.075	51.075
**D	AMERICAN-CENTURY-RETIREMENT DATE TRUST	0	455.308	455.308
**D	JP TR SERV BK LTD-ATR MATB MSCI KOKUSAI INDEX MOTHER F	0	13.484	13.484
**D	ALPS INTERNATIONAL SECTOR DIVIDEND DOGS ETF	0	331.687	331.687
**D	ANIMA FUNDS PLC	0	100.717	100.717
**D	THE MASTER TRUST BK OF JP RE F RUSSELL INV (JP) INTL EQUITY F	0	15.760	15.760
**D	ARCHITAS MULTI-MANAGER GLOBAL FUNDS UNIT TRUST	0	110.014	110.014
**D	ARCHITAS MULTI-MANAGER GLOBAL FUNDS UNIT TRUST	0	78.000	78.000

Azionisti in delega:

2.596

84573/1852

84573/1853

LISTA ESITO DELLE VOTAZIONE

Oggetto: Determinazione della retribuzione del Presidente del Collegio Sindacale e dei Sindaci effettivi FAVOREVOLI

Badge	Ragione Sociale	Proprio	Delega	Totale
**D	AXA ROSENBERG EQUITY ALPHA TRUST	0	56.969	56.969
**D	STATE OF ALASKA RETIREMENT AND BENEFITS PLANS	0	959.763	959.763
**D	THE WALT DISNEY COMPANY RETIREMENT PLAN MASTER TRUST	0	40.638	40.638
**D	BRANDES INVESTMENT FUNDS PLC	0	637.685	637.685
**D	BMO MSCI EAFE INDEX ETF	0	504.704	504.704
**D	BMO MSCI EAFE VALUE INDEX ETF	0	1.844	1.844
**D	COLLEGE RETIREMENT EQUITIES FUND	0	1.178.559	1.178.559
**D	TIAA-CREF SOCIAL CHOICE INTERNATIONAL EQUITY FUND	0	202.865	202.865
**D	BRIGHTHOUSE FUNDS TRUST I - AB GLOBAL DYNAMIC ALLOCRTION	0	220.087	220.087
**D	BRIGHTHOUSE FUNDS TRUST I - SCHROEDERS GLOBAL MULTI-ASSET	0	23.454	23.454
**D	UBS (US) GROUP TRUST	0	154.423	154.423
**D	CENTRAL PROVIDENT FUND BOARD	0	3.358	3.358
**D	CALVERT VP EAFE INTERNATIONAL INDEX PORTFOLIO	0	20.836	20.836
**D	XTRACKER (IE) PUBLIC LIMITED COMPANY	0	660.022	660.022
**D	CAISSE DE DEPOT ET PLACEMENT DU QUEBEC	0	3.441.533	3.441.533
**D	AMERICAN BEACON INTERNATIONAL EQUITY FUND	0	2.228.055	2.228.055
**D	THE REGENTS OF THE UNIVERSITY OF CALIFORNIA	0	1.047.167	1.047.167
**D	EATON VANCE TAX-MANAGED GLOBAL BUY-WRITE OPPORTUNITIES	0	26.016	26.016
**D	FISHER INVESTMENTS INSTITUTIONAL FUNDS PLC	0	8.668	8.668
**D	PARAMETRIC INTERNATIONAL EQUITY FUND	0	237.831	237.831
**D	FONDO DE SEGURANCA SOC GOV. DA REGIAO ADM. ESPECIAL DE	0	120.074	120.074
**D	PROFESSIONALS' GLOBAL EQUITY FUND	0	80.763	80.763
**D	EATON VANCE EQUITY HARVEST FUND LLC	0	2.481	2.481
**D	U.S. LEGACY INCOME COMMON TRUST FUND	0	4.248	4.248
**D	TAX - MANAGED INTERNATIONAL EQUITY PORTFOLIO	0	21.212	21.212
**D	MERCER GE INTERNATIONAL EQUITY FUND	0	71.309	71.309
**D	RUSSELL INVESTMENT COMPANY MULTIFACTOR INTERNATIONAL EQUITY	0	13.371	13.371
**D	PARTNERS HEALTHCARE MASTER TRUST FOR ERISA ASSETS	0	21.728	21.728
**D	HARTFORD MULTIFACTOR INTERNATIONAL FUND	0	995	995
**D	HEALTHONE	0	25.317	25.317
**D	TRANSAMERICA INTERNATIONAL STOCK	0	44.506	44.506
**D	TRANSAMERICA INTERNATIONAL EQUITY INDEX VP	0	9.338	9.338
**D	TANGERINE BALANCED INCOME PORTFOLIO	0	6.362	6.362
**D	TANGERINE BALANCED PORTFOLIO	0	41.685	41.685
**D	TANGERINE BALANCED GROWTH PORTFOLIO	0	39.901	39.901
**D	TANGERINE EQUITY GROWTH PORTFOLIO	0	45.002	45.002
**D	MASSMUTUAL SELECT T. ROME PRICE INTERNATIONAL EQUITY	0	194.194	194.194
**D	MM MSCI EAFE INTERNATIONAL INDEX FUND	0	41.342	41.342
**D	GMO RESOURCES FUND	0	143.288	143.288
**D	SPDR S+P GLOBAL NATURAL RESOURCES ETF	0	761.357	761.357
**D	J & J PENSION FUND OFP	0	184.335	184.335
**D	RUSSELL INVESTMENT COMPANY PLC	0	157.439	157.439
**D	JNL/ALLIANCEBERNSTEIN DYNAMIC ASSET ALLOCATION FUND	0	23.785	23.785

LISTA ESITO DELLE VOTAZIONE

Oggetto: Determinazione della retribuzione del Presidente del Collegio Sindacale e dei Sindaci effettivi
FAVOREVOLI

Badge	Regione Sociale	Proprio	Delega	Totale
**D	JNL/MELLON CAPITAL EUROPEAN 30 FUND	0	203.137	203.137
**D	JNL/MELLON CAPITAL MSCI WORLD INDEX FUND	0	19.720	19.720
**D	PENSIONSKASSE JOHNSON & JOHNSON SCHWEIZ	0	127.137	127.137
**D	OPENWORLD PUBLIC LIMITED COMPANY	0	6.075	6.075
**D	RUSSELL INVESTMENTS INSTITUTIONAL FUNDS PLC	0	31.003	31.003
**D	MULTI-STYLE, MULTI-MANAGER FUNDS PLC	0	144.356	144.356
**D	STATE STREET GLOBAL ALL CAP EQUITY EX-US INDEX PORTFOLIO	0	231.320	231.320
**D	STATE STREET DISCIPLINED GLOBAL EQUITY PORTFOLIO	0	1.026	1.026
**D	STATE STREET INTERNATIONAL DEVELOPED EQUITY	0	643.355	643.355
**D	LOS ANGELES COUNTY EMPLOYEES RETIREMENT ASSOCIATION	0	714.130	714.130
**D	INTERNATIONALE KAPITALANLAGEGESELLSCHAFT MBH FOR DC	0	319.517	319.517
**D	SPDR PORTFOLIO MSCI GLOBAL STOCK MARKET ETF	0	10.510	10.510
**D	SPDR MSCI EAFE STRATEGICFACTORS ETF	0	25.385	25.385
**D	SPDR MSCI WORLD STRATEGICFACTORS ETF	0	1.064	1.064
**D	HARTFORD MULTIFACTOR DEVELOPED MARKETS	0	729.254	729.254
**D	HARTFORD MULTIFACTOR LOW VOLATILITY	0	1.353	1.353
**D	MARYLAND STATE RETIREMENT & PENSION SYSTEM	0	439.715	439.715
**D	RUSSELL INV MULTI-ASSET FACTOR EXPOSURE FUND	0	10.248	10.248
**D	ALLIANZ GLOBAL INVESTORS GMBH FOR ALLIANZ VERM. EUROPA	0	593.075	593.075
**D	THE PRUDENTIAL INSURANCE COMPANY OF AMERICA	0	201.800	201.800
**D	NDPIM INTERNATIONAL EQUITY INDEX POOL	0	114.920	114.920
**D	MSI FUNDS PLC	0	139.292	139.292
**D	MERCER QIF CCF	0	114.495	114.495
**D	MERCER GLOBAL EQUITY FUND	0	81.042	81.042
**D	GFAA PANTHER FUND L.P	0	11.758	11.758
**D	MERCER QIF CCF	0	22.049	22.049
**D	MERCER DCITS COMMON CONTRACTUAL FUND	0	879.272	879.272
**D	MSI FUNDS PLC	0	1.873	1.873
**D	BRIGHTHOUSE FUNDS TRUST I - PANAGORA GLOBAL DIV RISK	0	162.971	162.971
**D	RUSSELL COMMON CONTRACTUAL FUND	0	4.165	4.165
**D	NORTHROP GRUMMAN CORPORATION VEDA MASTER TRUST I	0	7.737	7.737
**D	STATE OF NEW JERSEY COMMON PENSION FUND D	0	6.230	6.230
**D	ONTARIO TEACHERS PENSION PLAN BOARD	0	1.279.333	1.279.333
**D	NEW SHIPS, INC. PENSION MASTER TRUST	0	2.296.517	2.296.517
**D	BRANDES GLOBAL OPPORTUNITIES FUND	0	141.832	141.832
**D	COSMOPOLITAN INVESTMENT HIGH DIVIDEND INDEX ETF	0	200.827	200.827
**D	PIMCO FUNDS: GLOBAL INVESTORS SERIES PLC	0	121.332	121.332
**D	PIMCO FUNDS: GLOBAL INVESTORS SERIES PLC	0	82.802	82.802
**D	PIMCO FUNDS: GLOBAL INVESTORS SERIES PLC	0	11.297	11.297
**D	PIMCO FUNDS: GLOBAL INVESTORS SERIES PLC	0	19.595	19.595
**D	PIMCO FUNDS: GLOBAL INVESTORS SERIES PLC	0	96.006	96.006
**D	PIMCO FUNDS: GLOBAL INVESTORS SERIES PLC	0	1.607	1.607
**D	PIMCO FUNDS: GLOBAL INVESTORS SERIES PLC	0	298	298

84573/1854

84573 1855

LISTA ESITO DELLE VOTAZIONE

Oggetto: Determinazione della retribuzione del Presidente del Collegio Sindacale e dei Sindaci effettivi
FAVOREVOLI

Badge	Ragione Sociale	Proprio	Delega	Totale
**D	PRINCIPAL EX-TRADED FUNDS-PRINC INT MUL-FACT CORE INDEX ETF	0	2.496	2.496
**D	PACIFIC SELECT FUND -PD INTERNATIONAL LARGE-CAP PORTFOLIO	0	86.205	86.205
**D	PACIFIC SELECT FUND-INTERNATIONAL EQUITY INCOME PORTFOLIO	0	176.876	176.876
**D	ARROWSTREET (CANADA) INT DEV MARKET EX US ALPHA	0	15.775	15.775
**D	DWS INVESTMENT GMBH FOR DEAM-FONDS PPC GEQ	0	4.704	4.704
**D	DWS INVESTMENT GMBH FOR DEAM-FONDS BW GERMANY	0	8.525	8.525
**D	DWS INVESTMENT GMBH FOR DEAM-FONDS BBEL	0	76.500	76.500
**D	DWS INVESTMENT GMBH FOR STIFTUNGSFONDS SVOP	0	9.404	9.404
**D	DWS INVESTMENT GMBH FOR STIFTUNGSFONDS SVC 1	0	7.986	7.986
**D	DWS INVESTMENT GMBH FOR DEAM-FONDS CPT	0	20.000	20.000
**D	PANAGORA DYNAMIC GLOBAL EQUITY (EX TOBACCO) FUND	0	21.340	21.340
**D	THRIVENT MODERATE ALLOCATION PORTFOLIO	0	19.161	19.161
**D	THRIVENT MODERATELY AGGRESSIVE ALLOCATION PORTFOLIO	0	5.493	5.493
**D	THRIVENT AGGRESSIVE ALLOCATION PORTFOLIO	0	2.118	2.118
**D	THRIVENT MODERATE ALLOCATION FUND	0	3.463	3.463
**D	THRIVENT MODERATELY AGGRESSIVE ALLOCATION FUND	0	6.740	6.740
**D	THRIVENT AGGRESSIVE ALLOCATION FUND	0	1.913	1.913
**D	THRIVENT PARTNER WORLDWIDE ALLOCATION FUND	0	48.880	48.880
**D	THRIVENT PARTNER WORLDWIDE ALLOCATION PORTFOLIO	0	89.634	89.634
**D	THRIVENT BALANCED INCOME PLUS FUND	0	8.617	8.617
**D	THRIVENT BALANCED INCOME PLUS PORTFOLIO	0	10.315	10.315
**D	THRIVENT GLOBAL STOCK FUND	0	124.904	124.904
**D	THRIVENT GLOBAL STOCK PORTFOLIO	0	72.971	72.971
**D	THRIVENT CORE INTERNATIONAL EQUITY FUND	0	171.504	171.504
**D	THRIVENT DIVERSIFIED INCOME PLUS FUND	0	13.721	13.721
**D	THRIVENT DIVERSIFIED INCOME PLUS PORTFOLIO	0	10.548	10.548
**D	THRIVENT INTERNATIONAL INDEX PORTFOLIO	0	4.246	4.246
**D	RUSSELL INVESTMENTS CANADIAN DIVIDEND POOL	0	21.685	21.685
**D	RUSSELL INVESTMENTS GLOBAL EQUITY POOL	0	167.969	167.969
**D	RUSSELL INVESTMENTS OVERSEAS EQUITY POOL	0	92.848	92.848
**D	RUSSELL INVESTMENTS MULTI-FACTOR INTERNATIONAL EQUITY	0	1.179	1.179
**D	RUSSELL INVESTMENTS OVERSEAS EQUITY FUND	0	47.228	47.228
**D	GOV OF HM THE SULTAN AND YANG DI-PERTUAN OF BRUNEI DARUSSALAM	0	102.129	102.129
**D	BIMCOR OVERSEAS POOLED FUND	0	77.059	77.059
**D	ALBERTA INVESTMENT MANAGEMENT CORPORATION	0	424.100	424.100
**D	DESJARDINS DEVEL EX-USA EX-CANADA MULTIF - CONTROLLED VOL ETF	0	18.376	18.376
**D	BANK OF KOREA	0	80.250	80.250
**D	BANK OF KOREA	0	10.517	10.517
**D	STATE STREET IRELAND UNIT TRUST	0	254.197	254.197
**D	SSGA SPDR ETFS EUROPE I PUBLIC LIMITED COMPANY	0	255.313	255.313
**D	SSGA SPDR ETFS EUROPE II PUBLIC LIMITED COMPANY	0	1.529.998	1.529.998
**D	SIR DAVID TRENCH FUND FOR RECREATION	0	2.930	2.930
**D	CALIFORNIA PUBLIC EMPLOYEES RETIREMENT SYSTEM	0	4.174.700	4.174.700

LISTA ESITO DELLE VOTAZIONE

Oggetto: Determinazione della retribuzione del Presidente del Collegio Sindacale e dei Sindaci effettivi
FAVOREVOLI

Badge	Ragione Sociale	Proprio	Delega	Totale
**D	DELTA SHARES S+P INTERNATIONAL MANAGED RISK ETF	0	6.170	6.170
**D	CALIFORNIA STATE TEACHERS RETIREMENT SYSTEM	0	7.719.115	7.719.115
**D	TEACHER RETIREMENT SYSTEM OF TEXAS	0	4.096.015	4.096.015
**D	DWS INVESTMENT GMBH FOR DEAM-FONDS PG EQ	0	53.488	53.488
**D	AXA INV MAN SCHWEIZ AG OBO AXA (CH) STRAT FD - GLOBAL EQ CHE	0	7.022	7.022
**B	PINEBRIDGE GLOBAL FUNDS	0	7.894	7.894
**D	DWS INVESTMENT GMBH FOR DEAM-FONDS GSK 1	0	32.004	32.004
**D	UNITED GLOBAL RESOURCES FUND	0	6.602	6.602
**D	UBS (IRL) ETF PLC	0	66.589	66.589
**D	SO CA UFCW UNIONS AND FOOD EMPLOYERS JOINT PENSION TRUST	0	238.262	238.262
**D	ALLIANZ GLOBAL INVESTORS GMBH FOR ALLIANZGI-FONDS VDB	0	16.911	16.911
**D	VANGUARD FTSE DEVELOPED EUROPE INDEX ETF	0	8.371	8.371
**D	VANECK VECTORS NATURAL RESOURCES ETF	0	21.215	21.215
**D	THE WELLINGTON TR COM NATIONAL ASS MULT COLLECT INV F	0	149.158	149.158
**D	THE WELLINGTON TR CO NAT ASS MULT C TR F TR, OPPORT EQ PTF	0	100.332	100.332
**D	WELLINGTON TR CO NAT ASS MULT COMM DIVER INFL HEDGED II	0	13.912	13.912
**D	THE WELLINGTON TR CO NAT ASS MULT COLLECTIVE INV F TRUST	0	147.355	147.355
**D	WELLINGTON TR CO NAT ASS MULT COMM TR FD TR GLB MAX RISK PORT	0	26.515	26.515
**D	WELLINGTON TST CO NAT ASS MUL COM TST FD TST CON VALUE INF	0	425.629	425.629
**D	WELLINGTON TST CO, NAT ASS MULT COMM T F T - INT CON VA PORT	0	898.872	898.872
**D	WISDOMTREE ISSUER PUBLIC LIMITED COMPANY	0	60.687	60.687
**D	DIVERSIFIED MARKETS (2010) POOLED FUND TRUST	0	8.915	8.915
**D	WASHINGTON STATE INVESTMENT BOARD	0	3.992.826	3.992.826
**D	WISDOMTREE DYNAMIC CURRENCY HEDGED INTNL EQUITY FUND	0	77.796	77.796
**D	WISDOMTREE INTERNATIONAL HIGH DIVIDEND FUND	0	165.785	165.785
**D	WISDOMTREE INTERNATIONAL EQUITY FUND	0	255.569	255.569
**D	WISDOMTREE GLOBAL HIGH DIVIDEND FUND	0	17.970	17.970
**D	WISDOMTREE INTERNATIONAL DIVIDEND EX-	0	127.038	127.038
**D	WISDOMTREE INTERNATIONAL LARGE CAP DIVIDEND	0	227.004	227.004
**D	NEW YORK STATE TEACHERS RETIREMENT SYSTEM	0	1.330.884	1.330.884
**D	BMO CORPORATE CLASS INC.	0	99.821	99.821
**D	BMO MONTHLY INCOME FUND	0	92.996	92.996
**D	BMO GLOBAL EQUITY FUND	0	5.934	5.934
**D	BMO INTERNATIONAL EQUITY FUND	0	250.522	250.522
**D	BMO DIVERSIFIED INCOME PORTFOLIO	0	43.111	43.111
**D	PRUDENTIAL RETIREMENT INSURANCE AND ANNUITY COMPANY	0	80.000	80.000
**D	WELLINGTON MANAGEMENT FUNDS (IRELAND) PLC	0	13.419	13.419
**D	MANGLER ASSET-MANAGEMENT INTERNATIONAL EQUITY	0	101.221	101.221
**D	ZURICH INVEST ICAU	0	230.257	230.257
**D	SS BK AND TRUST COMPANY INV FUNDS FOR TAXEKMPT	0	11.644.633	11.644.633
**D	RESOURCE STOCK INDEX COMMON TRUST FUND	0	194.710	194.710
**D	SSGA ACWI INTEGR ALPHA SELECT NON-LENDING OP COMMON	0	7.207	7.207
**D	SSGA S+P GLB LARGE MIDCAP NAT RES INDEX NON-LEND OP	0	372.923	372.923

84573/1856

84573/1854

LISTA ESITO DELLE VOTAZIONI

Objetto: Determinazione della ripartizione del Collegio Sindacale e dei Sindaci effettivi
FAVOREVOLI

Badge	Regione Sociale	Proprio	Delega	Totale
**D	SSGA FTSE RAFI DEVELOPED 1000 INDEX NON-LENDING COMMON	0	56.343	56.343
**D	STATE STREET GLOBAL MANAGED VOL ALPHA NON-LENDING COM	0	97.581	97.581
**D	SS FTSE DEV COMPREHENSIVE FACTOR IND NON-	0	2.608	2.608
**D	STATE STREET RAFI DEVELOP EX-US INDEX NON-LENDING COMMON	0	11.063	11.063
**D	SSGA MSCI EUROPE SCREENED INDEX NON-LENDING COMMON	0	250.750	250.750
**D	MSCI EAFE PROV SCREENED INDEX NON - LENDING COMMON TR	0	55.383	55.383
**D	STATE STREET GLOBAL ADVISORS LUXEMBOURG SICAV	0	1.242.598	1.242.598
**D	DB X-TRACKERS	0	9.837.973	9.837.973
**D	DEUTSCHE AM MULTI ASSET PIR FUND	0	404.617	404.617
**D	DWS INVESTMENT S.A. FOR ZURICH GLOBAL EQUITY	0	9.827	9.827
**D	DWS INVESTMENT S.A. FOR ARAERO - DER WELTFONDS	0	48.975	48.975
**D	MULTICOOPERATION SICAV	0	16.701	16.701
**D	UBS ETF	0	400.688	400.688
**D	UBS ETF	0	936.689	936.689
**D	UBS ETF	0	143.751	143.751
**D	UBS ETF	0	76.206	76.206
**D	UBS ETF	0	69.779	69.779
**D	UBS ETF	0	2.167	2.167
**D	UBS ETF	0	648	648
**D	UBS ETF	0	4.746	4.746
**D	UBS ETF	0	340	340
**D	UBS ETF	0	106.793	106.793
**D	UBS ETF	0	2.097	2.097
**D	SOMMA COUNTY EMPLOYEES RETIREMENT ASSOCIATION	0	121.643	121.643
**D	RUSSELL INVESTMENT COMPANY II PLC	0	28.311	28.311
**D	MFS VAR INSURANCE TRUST II-MFS GLOBAL TACTICAL ALLOCATION	0	102.602	102.602
**D	MFS RESEARCH INTERNATIONAL FUND	0	6.273.927	6.273.927
**D	MFS VARIABLE INSURANCE TRUST II - MFS RESEARCH INT	0	254.922	254.922
**D	IBM 401K PLUS PLAN	0	466.704	466.704
**D	OREGON PUBLIC EMPLOYEES RETIREMENT SYSTEM	0	1.149.059	1.149.059
**D	RUSSELL TRUST CO COMMINGLED EMPLOYEE BENEFIT FUNDS TRUST	0	963.748	963.748
**D	SAN DIEGO CITY EMPLOYEES' RETIREMENT SYSTEM	0	370.361	370.361
**D	GENERAL CONFERENCE CORPORATION OF SEVENTH DAY	0	66.977	66.977
**D	COLLEGE RETIREMENT EQUITIES FUND	0	1.267.516	1.267.516
**D	COLLEGE RETIREMENT EQUITIES FUND	0	66.708	66.708
**D	TIIA-CREF INTERNATIONAL EQUITY INDEX FUND	0	2.491.248	2.491.248
**D	BRIGHTHOUSE FUNDS TRUST I -MFS RESEARCH INTERNATIONAL PTE	0	981.425	981.425
**D	CONAGRA FOODS MASTER PENSION TRUST	0	63.692	63.692
**D	PACE INTERNATIONAL EQUITY INVESTMENTS	0	553.173	553.173
**D	RUSSELL INVESTMENT COMPANY - RUSSELL INTERN DEVELOPED MKT	0	685.274	685.274
**D	RUSSELL INVESTMENT COMPANY RUSSELL GLOBAL EQUITY FUND	0	246.845	246.845
**D	MERCY HEALTH	0	95.062	95.062
**D	BOSTON RETIREMENT SYSTEM	0	126.320	126.320

LISTA ESITO DELLE VOTAZIONI

Oggetto: Determinazione della retribuzione del Presidente del Collegio Sindacale e dei Sindaci effettivi
FAVOREVOLI

Badge	Ragione Sociale	Proprio	Delega	Totale
**D	VALIC COMPANY I - INTERNATIONAL EQUITIES INDEX FUND	0	209.546	209.546
**D	BRIGHTHOUSE FUNDS TRUST II - METLIFE MSCI EAFE INDEX PTF	0	181.060	181.060
**D	STATE OF MINNESOTA	0	1.418.096	1.418.096
**D	RUSSELL INVESTMENT FUNDS INTERNATIONAL DEVELOPED MARKETS	0	127.121	127.121
**D	ALAMEDA COUNTY EMPLOYEES' RETIREMENT ASSOCIATION	0	550.558	550.558
**D	MERCER NON-US CORE EQUITY FUND	0	525.406	525.406
**D	JOHN HANCOCK LIFE AND HEALTH INSURANCE COMPANY	0	136.070	136.070
**D	MASSMUTUAL SELECT OVERSEAS FUND	0	206.845	206.845
**D	SPDR MSCI ACWI EX-US ETF	0	167.369	167.369
**D	SPDR S+P INTERNATIONAL DIVIDEND ETF	0	1.161.267	1.161.267
**D	SPDR PORTFOLIO DEVELOPED WORLD EX-US ETF	0	907.818	907.818
**D	MORGAN STANLEY INSTITUTIONAL FD FR - GLOBAL STRATEGIST PTF	0	10.436	10.436
**D	MORGAN STANLEY VAR IMS FUND, INC. GLOBAL STRATEGIST PORTFOLIO	0	1.280	1.280
**D	SIOMMA STRATEGIC INCOME FUND	0	42.263	42.263
**D	PACIFIC SELECT FUND INTERNATIONAL VALUE PORTFOLIO	0	1.492.134	1.492.134
**D	PACIFIC SELECT FUND INTERNATIONAL LARGE CAP PORTFOLIO	0	800.049	800.049
**D	WELLINGTON DIVERSIFIED INFLATION HEDGES FUND	0	137.740	137.740
**D	EMPLOYEES RETIREMENT SYSTEM OF THE CITY OF PROVIDENCE	0	80.156	80.156
**D	MERCY HEALTH RETIREMENT TRUST	0	47.671	47.671
**D	WELLINGTON TR CO NAT ASS COM TR F TR DIVERS INFLATION HDG PTF	0	147.584	147.584
**D	SPDR STOXX EUROPE 50 ETF	0	46.593	46.593
**D	SPDR DJ EURO STOXX 50 ETF	0	1.605.475	1.605.475
**D	COMMON TRUST ITALY FUND	0	2.032.251	2.032.251
**D	WORLD INDEX OCEAN SECURITIES LENDING COMMON TRUST FUND	0	11.963	11.963
**D	NATWEST TR AND DEP SERV LTD AS TRUSTEE O LF PRUD EURO QIS FD	0	411.983	411.983
**D	SPDR S+P WORLD EX AUSTRALIA FUND	0	6.549	6.549
**D	RUSSELL INVESTMENTS LOW CARBON GLOBAL SHARES FUND	0	25.246	25.246
**D	EMERGENCY SERVICES SUPERANNUATION SCHEME	0	11.281	11.281
**D	FIRST STATE SUPERANNUATION SCHEME	0	414.013	414.013
**D	MFS LOW VOLATILITY GLOBAL EQUITY TRUST	0	63.527	63.527
**D	PARAGORA DYNAMIC GLOBAL EQUITY FUND	0	892	892
**D	NGS SUPER	0	37.525	37.525
**D	INTERNATIONAL EQUITIES SECTOR TRUST	0	214.427	214.427
**D	SUNSHER SUPERANNUATION FUND	0	3.296	3.296
**D	UBS IQ MSCI WORLD EX AUSTRALIA ETHICAL ETF	0	206.471	206.471
**D	UBS IQ MSCI EUROPE ETHICAL ETF	0	7.795	7.795
**D	RUSSELL INVESTMENTS INTERNATIONAL SHARES FUND	0	1.607	1.607
**D	STATE STREET INTERNATIONAL EQUITIES INDEX TRUST	0	12.557	12.557
**D	BLACKROCK AM SCHWEIZ AG OBO BIFS WORLD EX SWITZ EQ	0	82.790	82.790
**D	PEOPLE'S BANK OF CHINA	0	55.875	55.875
**D	FLOURISH INVESTMENT CORPORATION	0	8.196.737	8.196.737
**D	PEOPLE'S BANK OF CHINA	0	696.363	696.363
**D		0	1.229.981	1.229.981

84573 1858

84573/1859

LISTA ESITO DELLE VOTAZIONE

Oggetto: Determinazione della retribuzione del Presidente del Collegio Sindacale e del Sindaci effettivi FAVOREVOLI

Badge	Ragione Sociale	Proprio	Delega	Totale
**D	THE TRUSTEES OF BP PENSION FUND	0	382.700	382.700
**D	THE TRUSTEES OF CONOCOPHILLIPS PENSION PLAN	0	38.751	38.751
**D	FAMILY INVESTMENTS CHILD TRUST FUND	0	70.338	70.338
**D	FAMILY INVESTMENTS GLOBAL ICVC FAMILY BALANCED INT FUND	0	45.855	45.855
**D	HSBC AS TRUSTEE FOR SSGA EUROPE EX UK EQUITY TRACKER FUND	0	2.335.856	2.335.856
**D	AMEC FOSTER WHEELER PENSION PLAN	0	187.856	187.856
**D	NATWEST TRU+DEP SERV LTD ATO ST. JAMES'S PL GL EQ UN TR	0	202.862	202.862
**D	MANAGED PENSION FUNDS LIMITED	0	1.532.342	1.532.342
**D	THE TRUSTEES OF JOHNSON & JOHNSON UK GROUP RETIREMENT	0	157.838	157.838
**D	OLD MUTUAL LIFE ASSURANCE COMPANY (SOUTH AFRICA) LIMITED	0	1.700	1.700
**D	THE TRUSTEES OF ELECTRONIC DATA SYSTEMS 1994 PENSION	0	5.874	5.874
**D	THE TRUSTEES OF ELECTRONIC DATA SYSTEMS LTD	0	22.477	22.477
**D	HBOS INTERNATIONAL INV FUNDS ICVC- EUROPEAN FUND	0	308.468	308.468
**D	HBOS INTERNATIONAL INV FUNDS ICVC- INTERNATIONAL	0	477.317	477.317
**D	BMO INVESTMENT FUNDS (UK) ICVC IV BMO GLOBAL EQUITY FUND	0	84.452	84.452
**D	THE TRUSTEES OF GOLDMAN SACHS UK RETIREMENT PLAN	0	8.770	8.770
**D	M+G INVESTMENT FUNDS (I)- M+G EUROPEAN INDEX	0	36.980	36.980
**D	M+G INVESTMENT FUNDS (I)- M+G EUROPEAN SELECT FUND	0	169.088	169.088
**D	THE TRUSTEES OF THE GE UK PENSION COMMON INVESTMENT	0	75.101	75.101
**D	NATIONAL TRUST FOR SCOTLAND	0	57.286	57.286
**D	THE TRUSTEES OF THE CARNEGIE TRUST FOR UNI OF SCOTLAND	0	208.566	208.566
**D	VANGUARD INV FDS ICVC-VANG FTSE DEV WOR LD EX - UK EQT IND	0	593.935	593.935
**D	VANGUARD INV F ICVC-VANGUARD FTSE DEV EUROPE EX-UK EQ INDEX	0	1.052.268	1.052.268
**D	VANGUARD INV FUNDS ICVC-VANGUARD FTSE GLOB ALL CAP IND FUND	0	23.719	23.719
**D	PUBLIC AUTHORITY FOR SOCIAL INSURANCE	0	19.740	19.740
**D	MULTI-MANAGER ICVC - MULTI-MANAGER UKEQUITY INCOME FUND	0	252.752	252.752
**D	SCOTTISH WIDOWS INV SOL F ICVC- FUNDAMENTAL INDEX	0	768.398	768.398
**D	INVESTEC FUNDS SERIES II GLOBAL ENERGY FUND	0	169.303	169.303
**D	INVESTEC FUNDS SERIES I - ENHANCED NATURAL RESOURCES FUND	0	72.693	72.693
**D	SCOTTISH WIDOWS OVERSEAS GROWTH INV F ICVC - EURO GROWTH	0	836.299	836.299
**D	SCOTTISH WIDOWS OVERSEAS GROWTH INV FUNDS ICVC-GLOBAL	0	239.298	239.298
**D	SCOTTISH WIDOWS INV SOLUTIONS F ICVC- EUROPEAN (EX UK) EQ FD	0	509.847	509.847
**D	ARROWSTREET ACWI EX US ALPHA EXTENSION TRUST FUND U	0	184.173	184.173
**D	ARROWSTREET EAFE ALPHA EXTENSION TRUST FUND	0	92.312	92.312
**D	PINEBRIDGE GLOBAL DYNAMIC ASSET ALLOCATION FUND LLC	0	385	385
**D	MONETARY AUTHORITY OF SINGAPORE	0	1.160.013	1.160.013
**D	SPARINVEST GLOBAL VALUE	0	82.129	82.129
**D	MEDIOLANUM GESTIONE FONDI SGR - FLESSIBILE FUTURO ITALIA	0	5.000.000	5.000.000
**D	EPSILON SGR - EPSILON QVALUE	0	2.804	2.804
**D	EPSILON SGR - EPSILON FLESSIBILE AZIONI EURO FEBBRAIO 2021	0	1.080	1.080
**D	EPSILON SGR - EPSILON FLESSIBILE AZIONI EURO NOVEMBRE 2020	0	3.314	3.314
**D	EPSILON SGR - EPSILON FLESSIBILE AZIONI EURO SETTEMBRE 2020	0	4.515	4.515
**D	EPSILON SGR - EPSILON FLESSIBILE AZIONI EURO GIUGNO 2021	0	307	307

LISTA ESITO DELLE VOTAZIONE

Oggetto: Determinazione della retribuzione del Presidente del Collegio Sindacale e dei Sindaci effettivi
FAVOREVOLI

Badge	Ragione Sociale	Proprio	Delega	Totale
**D	EPSILON SGR - EPSILON FLESSIBILE AZIONI EURO APRILE 2021	0	465	465
**D	EURIZON CAPITAL SGR - EURIZON TOP SELEC EQUILIBRIO DIC 2024	0	8.739	8.739
**D	EURIZON CAPITAL SGR - EURIZON MULTIASSET REDDITO MARZO 2022	0	36.360	36.360
**D	EURIZON CAPITAL SGR - EURIZON TOP SELECTION DICEMBRE 2023	0	17.741	17.741
**D	EURIZON CAPITAL SGR - EURIZON TOP SELEC EQUILIBRIO MAG 2024	0	7.057	7.057
**D	EURIZON CAPITAL SGR - EURIZON TOP SELEC PRUDENTE DIC 2023	0	1.401	1.401
**D	EURIZON CAPITAL SGR - EURIZON TOP SELECTION MAGGIO 2023	0	190.407	190.407
**D	EURIZON CAPITAL SGR - EURIZON TRAGUARDO 40 FEBBRAIO 2022	0	63.066	63.066
**D	EURIZON CAPITAL SGR - EURIZON TOP SELECTION MARZO 2023	0	199.351	199.351
**D	EURIZON CAPITAL SGR - EURIZON MULTIASSET REDDITO MARZO 2023	0	44.915	44.915
**D	EURIZON CAPITAL SGR - EURIZON GLOBAL MULTIASSET SEL SET 2022	0	10.400	10.400
**D	EURIZON CAPITAL SGR - EURIZON DISCIPLINA GLOBALE MARZO 2024	0	14.807	14.807
**D	EURIZON CAPITAL SGR - EURIZON MULTIASSET REDDITO OTT 2020	0	17.205	17.205
**D	EURIZON CAPITAL SGR - EURIZON TOP SELEC PRUDENTE MARZO 2024	0	2.965	2.965
**D	EURIZON CAPITAL SGR - EURIZON INCOME STRATEGY OTTOBRE 2024	0	190.253	190.253
**D	EURIZON CAPITAL SGR - EURIZON CEDOLA ATTIVA TOP GIUGNO 2023	0	97.404	97.404
**D	EURIZON CAPITAL SGR - EURIZON CEDOLA ATTIVA TOP APRILE 2023	0	30.913	30.913
**D	EURIZON CAPITAL SGR - EURIZON CEDOLA ATTIVA TOP APRILE 2021	0	13.532	13.532
**D	EURIZON CAPITAL SGR - EURIZON PROGETTO ITALIA 70	0	1.015.970	1.015.970
**D	EURIZON CAPITAL SGR - EURIZON MULTIASSET REDDITO NOV 2020	0	26.939	26.939
**D	EURIZON CAPITAL SGR - EURIZON MULTIASSET REDDITO LUGLIO 2022	0	72.101	72.101
**D	EURIZON CAPITAL SGR - EURIZON TOP STAR APRILE 2023	0	82.753	82.753
**D	EURIZON CAPITAL SGR - EURIZON TOP SELEC PRUDENTE GIU 2024	0	2.714	2.714
**D	EURIZON CAPITAL SGR - EURIZON DEFENSIVE TOP SELEC MAR 2025	0	1.697	1.697
**D	EURIZON CAPITAL SGR - EURIZON OPPORTUNITY SELECT LUGLIO 2023	0	17.640	17.640
**D	EURIZON CAPITAL SGR - EURIZON MULTIASSET REDDITO MAGGIO 2020	0	30.653	30.653
**D	EURIZON CAPITAL SGR - EURIZON TOP SELEC CRESCITA GIU 2024	0	11.701	11.701
**D	EURIZON CAPITAL SGR - EURIZON MULTIASSET REDDITO LUGLIO 2023	0	26.480	26.480
**D	EURIZON CAPITAL SGR - EURIZON DEFENSIVE TOP SELEC LUG 2024	0	2.562	2.562
**D	EURIZON CAPITAL SGR - EURIZON DEFENSIVE TOP SELEC OTT 2023	0	3.787	3.787
**D	EURIZON CAPITAL SGR - EURIZON MULTIASSET REDDITO GIUGNO 2020	0	20.299	20.299
**D	EURIZON CAPITAL SGR - EURIZON DISCIPLINA ATTIVA DIC 2022	0	21.912	21.912
**D	EURIZON CAPITAL SGR - EURIZON MULTIASSET VALUTARIO OTT 2023	0	50.047	50.047
**D	EURIZON CAPITAL SGR - EURIZON TOP SELEC CRESCITA SETT 2024	0	13.468	13.468
**D	EURIZON CAPITAL SGR - EURIZON AZIONI ITALIA	0	1.464.127	1.464.127
**D	EURIZON CAPITAL SGR - EURIZON TOP SELEC PRUDENTE DIC 2024	0	2.695	2.695
**D	EURIZON CAPITAL SGR - EURIZON CEDOLA ATTIVA TOP DIC 2020	0	6.047	6.047
**D	EURIZON CAPITAL SGR - EURIZON TOP SELEC EQUILIBRIO MAR 2024	0	9.636	9.636
**D	EURIZON CAPITAL SGR - EURIZON DISCIPLINA ATTIVA OTTOBRE 2021	0	52.500	52.500
**D	EURIZON CAPITAL SGR - EURIZON TOP SELEC CRESCITA DIC 2023	0	3.676	3.676
**D	EURIZON CAPITAL SGR - EURIZON TOP SELEC CRESCITA MAR 2025	0	8.560	8.560
**D	EURIZON CAPITAL SGR - EURIZON CEDOLA ATTIVA TOP OTTOBRE 2022	0	22.808	22.808
**D	EURIZON CAPITAL SGR - EURIZON TOP SELECTION DICEMBRE 2022	0	431.452	431.452

84573/1860

84573/1861

LISTA ESITO DELLE VOTAZIONE
 Oggetto: Determinazione della retribuzione del Presidente del Collegio Sindacale e dei Sindaci effettivi
 FAVOREVOLI

Badge	Ragione Sociale	Proprio	Delega	Totale
**D	EURIZON CAPITAL SGR - EURIZON CEDOLA ATTIVA TOP APRILE 2022	0	34.420	34.420
**D	EURIZON CAPITAL SGR - EURIZON MULTIASET REDDITO MAGGIO 2023	0	41.437	41.437
**D	EURIZON CAPITAL SGR - EURIZON CEDOLA ATTIVA TOP MAGGIO 2023	0	33.559	33.559
**D	EURIZON CAPITAL SGR - EURIZON MULTIASET VALUTARIO MAR 2024	0	31.530	31.530
**D	EURIZON CAPITAL SGR - EURIZON MULTIASET STRAT FLESS MAG 23	0	22.471	22.471
**D	EURIZON CAPITAL SGR - EURIZON DISCIPLINA ATTIVA MARZO 2022	0	26.505	26.505
**D	EURIZON CAPITAL SGR - EURIZON MULTIASET REDDITO MAGGIO 2021	0	9.593	9.593
**D	EURIZON CAPITAL SGR - EURIZON MULTIASET REDDITO MAGGIO 2022	0	43.205	43.205
**D	EURIZON CAPITAL SGR - EURIZON TOP SELECTION LUGLIO 2023	0	52.432	52.432
**D	EURIZON CAPITAL SGR - EURIZON MULTIASET VALUTARIO DIC 2024	0	37.846	37.846
**D	EURIZON CAPITAL SGR - EURIZON DEFENSIVE TOP SELEC DIC 2024	0	728	728
**D	EURIZON CAPITAL SGR - EURIZON MULTIASET REDDITO DIC 2019	0	8.276	8.276
**D	EURIZON CAPITAL SGR - EURIZON CEDOLA ATTIVA TOP MAGGIO 2021	0	2.135	2.135
**D	EURIZON CAPITAL SGR - EURIZON TOP SELEC PRUDENTE MARZO 2025	0	18.318	18.318
**D	EURIZON CAPITAL SGR - EURIZON TOP SELEC CRESCITA DIC 2024	0	12.525	12.525
**D	EURIZON CAPITAL SGR - EURIZON CEDOLA ATTIVA TOP MAGGIO 2020	0	5.223	5.223
**D	EURIZON CAPITAL SGR - EURIZON MULTIASET VALUTARIO OTT 2024	0	104.984	104.984
**D	EURIZON CAPITAL SGR - EURIZON MULTIASET STRAT FLESS OTT 23	0	17.201	17.201
**D	EURIZON CAPITAL SGR - EURIZON PROGETTO ITALIA 40	0	963.240	963.240
**D	EURIZON CAPITAL SGR - EURIZON DEFENSIVE TOP SELEC MAR 2024	0	5.540	5.540
**D	EURIZON CAPITAL SGR - EURIZON MULTIASET STRAT FLESS GIU 23	0	19.666	19.666
**D	EURIZON CAPITAL SGR - EURIZON DEFENSIVE TOP SELEC MAG 2024	0	1.836	1.836
**D	EURIZON CAPITAL SGR - EURIZON MULTIASET REDDITO DIC 2022	0	30.607	30.607
**D	EURIZON CAPITAL SGR - EURIZON DISCIPLINA GLOBALE MAGGIO 2024	0	3.612	3.612
**D	EURIZON CAPITAL SGR - EURIZON MULTIASET VALUTARIO DIC 2023	0	18.164	18.164
**D	EURIZON CAPITAL SGR - EURIZON MULTIASET REDDITO APRILE 2021	0	18.315	18.315
**D	EURIZON CAPITAL SGR - EURIZON DISCIPLINA ATTIVA MAGGIO 2022	0	53.191	53.191
**D	EURIZON CAPITAL SGR - EURIZON CEDOLA ATTIVA TOP GIUGNO 2022	0	21.140	21.140
**D	EURIZON CAPITAL SGR - EURIZON DISCIPLINA ATTIVA SEIT 2022	0	54.636	54.636
**D	EURIZON CAPITAL SGR - EURIZON TOP SELEC EQUILIBRIO MAR 2025	0	9.643	9.643
**D	EURIZON CAPITAL SGR - EURIZON CEDOLA ATTIVA TOP OTTOBRE 2020	0	8.793	8.793
**D	EURIZON CAPITAL SGR - EURIZON MULTIASET REDDITO OTT 2022	0	8.489	8.489
**D	EURIZON CAPITAL SGR - EURIZON CEDOLA ATTIVA TOP GIUGNO 2020	0	85.205	85.205
**D	EURIZON CAPITAL SGR - EURIZON TOP SELEC EQUILIBRIO SEIT 2024	0	3.753	3.753
**D	EURIZON CAPITAL SGR - EURIZON CEDOLA ATTIVA TOP NOV 2022	0	13.979	13.979
**D	EURIZON CAPITAL SGR - EURIZON DEFENSIVE TOP SELEC LUG 2023	0	49.876	49.876
**D	EURIZON CAPITAL SGR - EURIZON MULTIASET REDDITO OTT 2021	0	7.246	7.246
**D	EURIZON CAPITAL SGR - EURIZON DISCIPLINA ATTIVA DIC 2021	0	36.287	36.287
**D	EURIZON CAPITAL SGR - EURIZON TOP SELECTION GENNAIO 2023	0	24.167	24.167
**D	EURIZON CAPITAL SGR - EURIZON MULTIASET VALUTARIO LUG 2024	0	69.977	69.977
**D	EURIZON CAPITAL SGR - EURIZON MULTIASET VALUTARIO MAR 2025	0	76.207	76.207
**D	EURIZON CAPITAL SGR - EURIZON TOP SELECTION SETTEMBRE 2023	0	66.652	66.652
**D	EURIZON CAPITAL SGR - EURIZON TOP SELECTION SETTEMBRE 2023	0	38.336	38.336

LISTA ESITO DELLE VOTAZIONE

Oggetto: Determinazione della retribuzione del Presidente del Collegio Sindacale e dei Sindaci effettivi
FAVOREVOLI

Badge	Ragione Sociale	Proprio	Delega	Totale
**D	EURIZON CAPITAL SGR - EURIZON DISCIPLINA ATTIVA LUGLIO 2022	0	42.188	42.188
**D	EURIZON CAPITAL SGR - EURIZON TOP SELEC EQUILIBRIO GIU 2024	0	11.438	11.438
**D	EURIZON CAPITAL SGR - EURIZON TOP SELEC CRESCITA MARZO 2024	0	6.260	6.260
**D	EURIZON CAPITAL SGR - EURIZON HIGH INCOME DICEMBRE 2021	0	85.552	85.552
**D	EURIZON CAPITAL SGR - EURIZON TOP SELEC PRUDENTE MAGGIO 2024	0	2.698	2.698
**D	EURIZON CAPITAL SGR - EURIZON TOP SELEC PRUDENTE SETT 2024	0	2.773	2.773
**D	EURIZON CAPITAL SGR - EURIZON INCOME MULTISFRATEGGI MAR 2022	0	18.485	18.485
**D	EURIZON CAPITAL SGR - EURIZON CEDOLA ATTIVA TOP OTTOBRE 2023	0	176.091	176.091
**D	EURIZON CAPITAL SGR - EURIZON CEDOLA ATTIVA TOP OTTOBRE 2023	0	37.232	37.232
**D	EURIZON CAPITAL SGR - EURIZON MULTIASSET REDDITO GIUGNO 2021	0	33.826	33.826
**D	EURIZON CAPITAL SGR - EURIZON MULTIASSET VALUTARIO MAG 2024	0	567	567
**D	EURIZON CAPITAL SGR - EURIZON DEFENSIVE TOP SELEC DIC 2023	0	2.637	2.637
**D	EURIZON CAPITAL SGR - EURIZON CEDOLA ATTIVA TOP LUGLIO 2020	0	8.191	8.191
**D	EURIZON CAPITAL SGR - EURIZON MULTIASSET REDDITO OTT 2023	0	124.080	124.080
**D	EURIZON CAPITAL SGR - EURIZON PIR ITALIA AZIONI	0	2.187	2.187
**D	EURIZON CAPITAL SGR - EURIZON DEFENSIVE TOP SELEC OTT 2024	0	39.701	39.701
**D	EURIZON CAPITAL SGR - EURIZON CEDOLA ATTIVA TOP MAGGIO 2022	0	21.620	21.620
**D	EURIZON CAPITAL SGR - EURIZON CEDOLA ATTIVA TOP LUGLIO 2021	0	1.945	1.945
**D	EURIZON CAPITAL SGR - EURIZON TOP SELEC CRESCITA MAG 2025	0	25.324	25.324
**D	EURIZON CAPITAL SGR - EURIZON MULTIASSET REDDITO APRILE 2020	0	492	492
**D	EURIZON CAPITAL SGR - EURIZON TOP SELEC PRUDENTE MAG 2025	0	9.673	9.673
**D	EURIZON CAPITAL SGR - EURIZON CEDOLA ATTIVA TOP OTTOBRE 2021	0	32.188	32.188
**D	EURIZON CAPITAL SGR - EURIZON MULTIASSET REDDITO DIC 2021	0	10.856	10.856
**D	EURIZON CAPITAL SGR - EURIZON CEDOLA ATTIVA TOP DIC 2021	0	2.306	2.306
**D	EURIZON CAPITAL SGR - EURIZON TOP SELEC EQUILIBRIO MAG 2025	0	15.894	15.894
**D	STG PEDS CORP EXPRESS MANDAAT ALLIANCE CAPITA	0	1.186.807	1.186.807
**D	STICHTING PENSIOENFONDS PGB UBS- MSCI EUROPE EQUITY PASSIVE	0	72.557	72.557
**D	STICHTING PENSIOENFONDS PGB UBS- GLOBAL EQUAL WEIGHTED EQUITY	0	19.834	19.834
**D	STICHTING TELEGRAAF PENSIOENFONDS 1959	0	217.733	217.733
**D	STICHTING BEDRIJFSPENSIOENFONDSVOOR DE LANDBOUW MANDAAT BLACKRO	0	186.000	186.000
**D	ONDERLINGE LEVENSVZERKERING MAATSCHAPPIJ 'S-GRAVENHAGE UA	0	127.797	127.797
**D	STG PEDS ACHMEA MANDAAT BLACKROCK	0	100.620	100.620
**D	STICHTING PENSIOENFONDS PGB	0	63.737	63.737
**D	STICHTING PENSIOENFONDS WOMEN	4	4	4
**D	THE CANADA LIFE ASSURANCE COMPANY	1	1	1
**D	THE CANADA LIFE ASSURANCE COMPANY	1	1	1
**D	CO-OPERATIVE SUPERANNUATION SOCIETY PENSION PLAN	0	136.915	136.915
**D	THE GREAT-WEST LIFE ASSURANCE COMPANY	0	8.674	8.674
**D	THE GREAT-WEST LIFE ASSURANCE COMPANY	0	2.085	2.085
**D	COUNSEL DEFENSIVE-GLOBAL EQUITY	0	66.421	66.421
**D	COUNSEL GLOBAL LOW VOLATILITY EQU	0	11.984	11.984
**D	IPC MULTI-FACTOR INTERNATIONAL EQUITY	0	907.115	907.115
**D	INVESTORS LOW VOLATILITY GLOBAL EQUITY FUND	0	526.492	526.492
**D	IPROFILE INTERNATIONAL EQUITY POOL	0		

84573/1862

84573/1863

LISTA ESITO DELLE VOTAZIONE

Oggetto: Determinazione della ripartizione del Presidente del Collegio Sindacale e dei Sindaci effettivi
FAVOREVOLI

Badge	Regione Sociale	Proprio	Delega	Totale
**D	IUCS LOCAL 793 MEMBERS PENSION BENEFIT TRUST OF ONTARIO	0	1	1
**D	LONDON LIFE INSURANCE COMPANY .	0	1	1
**D	LONDON LIFE INSURANCE COMPANY .	0	1	1
**D	LONDON LIFE INSURANCE COMPANY .	0	1	1
**D	LONDON LIFE INSURANCE COMPANY .	0	1	1
**D	LONDON LIFE INSURANCE COMPANY .	0	1	1
**D	LONDON LIFE INSURANCE COMPANY .	0	1	1
**D	LEITH WHEELER INTERNATIONAL EQUITY PLUS FUND	0	60.797	60.797
**D	GLOBAL ALL CAP EQUITY FUND (SETANTA)	0	11.289	11.289
**D	GLOBAL LOW VOLATILITY FUND (ILIM)	0	2.520	2.520
**D	GROWTH AND INCOME FUND (GWLIM)	0	2.821	2.821
**D	LONDON LIFE PATHWAYS INTERNATIONAL EQUITY FUND	0	6.796	6.796
**D	GLOBAL DIVIDEND CLASS (SETANTA)	0	167.816	167.816
**D	GROWTH AND INCOME CLASS (GWLIM)	0	22.986	22.986
**D	GLOBAL DIVIDEND FUND (SETANTA)	0	158.588	158.588
**D	GLOBAL EQUITY CLASS (SETANTA)	0	49.988	49.988
**D	MCLEAN & PARTNERS PRIVATE INTERNATIONAL EQUITY	0	228.000	228.000
**D	PURPOSE INTERNATIONAL DIVIDEND FUND	0	111.336	111.336
**D	PURPOSE FUND CORP	0	15.549	15.549
**D	RESOLUTE FOREIGN EQUITY MASTER TRUST FUND	0	558.599	558.599
**D	PIER 21 GLOBAL EQUITY POOL (SETANTA PIER 21 GLOBAL EQUITY POOL)	0	110.823	110.823
**D	PIER 21 EAFE EQUITY POOL (SETANT A)	0	31.100	31.100
**D	T. ROWE PRICE INTL CONCENTRATED EQUITY POOL	0	2.637	2.637
**D	TD EMERALD INTERNATIONAL EQUITY INDEX FUND	0	1	1
**D	TD INTERNATIONAL INDEX FUND	0	1	1
**D	TD EUROPEAN INDEX FUND .	0	1	1
**D	TD INTERNATIONAL EQUITY INDEX ETF	0	1	1
**D	TD SYSTEMATIC INTERNATIONAL EQUITY LOW VOLATILITY ETF	0	1	1
**D	TD GLOBAL DIVIDEND ETF	0	1	1
**D	IMPERIAL INTERNATIONAL EQUITY POOL	0	104.284	104.284
**D	FIRST ASSET MORNINGSTAR INTERNATIONAL VALUE INDEX ETF	0	131.292	131.292
**D	WIRPWISE MSCI EAFE INDEX NON-LENDING, FUND FOR EXEMPT ORG.	0	121.868	121.868
**D	BMO PRIVATE INTERNATIONAL EQUITY PORTFOLIO	0	772.364	772.364
**D	CIBC INTERNATIONAL INDEX FUND	0	1	1
**D	CIBC EUROPEAN INDEX FUND	0	15.725	15.725
**D	CIBC POOLED INTERNATIONAL EQUITY INDEX FUND	0	12.831	12.831
**D	ALLIANZ GLOBAL INVESTORS FUND	0	858.498	858.498
**D	ALLIANZ SUISSE - STRATEGY FUND	0	5.553	5.553
**D	METALRENT FONDS PORTFOLIO	0	57.696	57.696
**D	AZ EURO INVESTMENTS S.A.	0	451.289	451.289
**D	RP RENDITE PLUS	0	12.128	12.128
**D	AXA WORLD FUNDS	0	125.263	125.263
**D	BLACKROCK GLOBAL INDEX FUNDS	0	8.552	8.552

LISTA ESITO DELLE VOTAZIONE

Oggetto: Determinazione della retribuzione del Presidente del Collegio Sindacale e dei Sindaci effettivi
FAVOREVOLI

Badge	Regione Sociale	Proprio	Delega	Totale
**D	INDEXIQ	0	125.256	125.256
**D	MFS MERIDIAN FUNDS	0	1.748.842	1.748.842
**D	MFS INVESTMENT FUNDS	0	898.557	898.557
**D	INVESTEC GLOBAL STRATEGY FUND	0	1.215.994	1.215.994
**D	ISHARES MSCI EAFE INTERNATIONAL INDEX FUND	0	1.073.957	1.073.957
**D	ISHARES MSCI ACWI ETF	0	556.940	556.940
**D	ISHARES MSCI ACWI EX US ETF	0	439.950	439.950
**D	ISHARES GLOBAL ENERGY ETF	0	1.421.213	1.421.213
**D	ISHARES MSCI EUROZONE ETF	0	2.366.924	2.366.924
**D	ISHARES EUROPE ETF	0	423.798	423.798
**D	ISHARES MSCI EAFE ETF	0	9.360.438	9.360.438
**D	ISHARES MSCI EAFE VALUE ETF	0	2.077.171	2.077.171
**D	ISHARES MSCI KOKUSAI ETF	0	8.778	8.778
**D	ISHARES MSCI ITALY ETF	0	1.403.261	1.403.261
**D	ISHARES INTERNATIONAL SELECT DIVIDEND ETF	0	5.426.024	5.426.024
**D	ISHARES CORE MSCI EUROPE ETF	0	884.441	884.441
**D	ISHARES EDGE MSCI MIN VOL EUROPE ETF	0	3.466	3.466
**D	ISHARES EDGE MSCI INTL VALUE FACTOR ETF	0	143.113	143.113
**D	ISHARES EDGE MSCI INTL SIZE FACTOR ETF	0	572	572
**D	ISHARES ESG MSCI EAFE ETF	0	495.389	495.389
**D	ISHARES MSCI GLOBAL ENERGY PRODUCERS ETF	0	71.360	71.360
**D	ISHARES MSCI WORLD ETF	0	48.255	48.255
**D	ISHARES CORE MSCI EAFE ETF	0	10.981.295	10.981.295
**D	ISHARES CORE MSCI TOTAL INTERNATIONAL STOCK ETF	0	2.050.848	2.050.848
**D	ISHARES CORE MSCI INTERNATIONAL DEVELOPED MARKETS ETF	0	406.520	406.520
**D	ISHARES CORE MSCI EAFE IMI INDEX ETF	0	434.660	434.660
**D	ISHARES MSCI EUROPE IMI INDEX ETF	0	48.179	48.179
**D	ISHARES ESG MSCI EAFE INDEX ETF	0	3.190	3.190
**D	ISHARES INTERNATIONAL FUNDAMENTAL INDEX ETF	0	42.781	42.781
**D	ISHARES GLOBAL MONTHLY DIVIDEND INDEX ETF (CAD-HEDGED)	0	48.990	48.990
**D	CONNECTICUT GENERAL LIFE INSURANCE COMPANY	0	6.036	6.036
**D	TOTAL INTERNATIONAL EX U.S. INDEX MASTER PORTFOLIO OF MASTER INV	0	129.285	129.285
**D	ARROWSTREET INTERNATIONAL EQUITY EAFE TRUST FUND	0	159.007	159.007
**D	ARROWSTREET INTERNATIONAL EQUITY ACWI EX US TRUST FUND	0	915.726	915.726
**D	UNITED TECHNOLOGIES CORPORATION EMPLOYEE SAVINGS PLAN MASTER TRU	0	285.167	285.167
**D	BEAR CREEK INC.	0	7.851	7.851
**D	COMMONFUND DIRECT SERIES LLC - CF TROWE PRICE EUROPEAN EQUITY SE	0	504.840	504.840
**D	CITY-UNIVERSITY OF NEW YORK	0	3.394	3.394
**D	XTRACERS (IE)-PUBLIC LIMITED COMPANY	0	245.078	245.078
**D	MICROSOFT CORPORATION SAVINGS PLUS 401(K) PLAN	0	377.967	377.967
**D	MFS INTERNATIONAL EQUITY FUND II	0	827.691	827.691
**D	MFS INTERNATIONAL EQUITY FUND	0	266.564	266.564
**D	MFS GLOBAL EQUITY VALUE FUND	0	163.544	163.544

84573/1864

LISTA ESITO DELLE VOTAZIONE

Oggetto: Determinazione della retribuzione del Presidente del Collegio Sindacale e dei Sindaci effettivi
FAVOREVOLI

Badge	Regione Sociale	Proprio	Delega	Totale
**D	FEC SELECT	0	100.989	100.989
**D	FEDEX CORPORATION EMPLOYEES PENSION TRUST	0	120.123	120.123
**D	FRANKLIN TEMPLETON ETF TRUST - FRANKLIN FTSE EUROPE ETF	0	65.250	65.250
**D	FRANKLIN TEMPLETON ETF TRUST - FRANKLIN FTSE ITALY ETF	0	23.241	23.241
**D	FRANKLIN FTSE EUROPE EX U.K. INDEX ETF	0	34.521	34.521
**D	FRANKLIN TEMPLETON ETF TRUST - FRANKLIN FTSE EUROPE HEDGED ETF	0	1.283	1.283
**D	FRANKLIN TEMPLETON ETF TRUST-FRANKLIN LIBERTY SYSTEMATIC STYLE P	0	13.980	13.980
**D	HAND COMPOSITE EMPLOYEE BENEFIT TRUST	0	29.912	29.912
**D	PIMCO BALANCED INCOME FUND (CANADA)	0	3.994	3.994
**D	HARTFORD MULTI-ASSET INCOME FUND	0	5.977	5.977
**D	HARTFORD INTERNATIONAL EQUITY FUND	0	142.761	142.761
**D	THE HARTFORD INTERNATIONAL VALUE FUND	0	1.849.170	1.849.170
**D	THE HARTFORD GLOBAL REAL ASSET FUND	0	111.035	111.035
**D	ROCHE U.S. RETIREMENT PLANS MASTER TRUST	0	116.434	116.434
**D	KAISER FOUNDATION HEALTH PLAN INC RETIREE HEALTH AND WELFARE PLA	0	47.304	47.304
**D	FIRST CHURCH OF CHRIST SCIENTIST	0	11.372	11.372
**D	JANUS CAPITAL MANAGEMENT LLC	0	360	360
**D	INTECH GLOBAL ALL COUNTRY ENHANCED INDEX FUND LLC	0	1.694	1.694
**D	SUNAMERICA EQUITY FUNDS AIG INTERNATIONAL DIVIDEND STRATEGY FUND	0	69.019	69.019
**D	SUNAMERICA SPECIALTY SERIES AIG INCOME EXPLORER FUND	0	26.033	26.033
**D	SEASONS SERIES TRUST SA PUTNAM ASSET ALLOCATION DIVERSIFIED GROW	0	9.207	9.207
**D	SUNAMERICA SERIES TRUST SA JPM DIVERSIFIED BALANCED PORTFOLIO	0	3.338	3.338
**D	SEASONS SERIES TRUST SA MULTI-MANAGED INTERNATIONAL EQUITY PORTF	0	20.019	20.019
**D	SUNAMERICA SERIES TRUST SA BLACKROCK VCP GLOBAL MULTI ASSET PORT	0	1.769	1.769
**D	SUNAMERICA SERIES TRUST- SA SCHROEDERS VCP GLOBAL ALLOCATION PORT	0	5.525	5.525
**D	SUNAMERICA SERIES TRUST - SA INTERNATIONAL INDEX PORTFOLIO	0	83.596	83.596
**D	SUNAMERICA SERIES TRUST SA TEMPLETON FOREIGN VALUE PORTFOLIO	0	547.648	547.648
**D	KP INTERNATIONAL EQUITY FUND	0	276.898	276.898
**D	CAYMAN ISLANDS CHAMBER OF COMMERCE PENSION FUND	0	22.366	22.366
**D	COUNTY OF LOS ANGELES DEFERRED COMPENSATION AND THRIFT PLAN	0	34.560	34.560
**D	LVIP MONDRIAN INTERNATIONAL VALUE FUND	0	1.741.130	1.741.130
**D	LVIP SSGA INTERNATIONAL INDEX FUND	0	596.325	596.325
**D	COUNTY OF LOS ANGELES SAVINGS PLAND THRIFT PLAN	0	127.277	127.277
**D	RHUMBLINE INTERNATIONAL POOLED INDEX TRUST	0	46.485	46.485
**D	ALLIANCEBERNSTEIN INTERNATIONAL ALL-COUNTRY PASSIVE SERIES	0	6.133	6.133
**D	TALCOTT RESOLUTION LIFE INSURANCE COMPANY	0	20.230	20.230
**D	NEW YORK STATE DEFERRED COMPENSATION PLAN	0	45.595	45.595
**D	NORTHWESTERN MUTUAL SERIES FUND, INC. - INTERNATIONAL EQUITY FOR	0	1.246.735	1.246.735
**D	NORTHWESTERN MUTUAL SERIES FUND, INC. - RESEARCH INTERNATIONAL C	0	445.100	445.100
**D	CITY OF NEW YORK GROUP TRUST	0	13.000	13.000
**D	CITY OF NEW YORK GROUP TRUST	0	15.000	15.000
**D	CITY OF NEW YORK GROUP TRUST	0	7.329	7.329
**D	CITY OF NEW YORK GROUP TRUST	0	9.679	9.679

84573/1865

LISTA ESITO DELLE VOTAZIONE

Oggetto: Determinazione della retribuzione del Presidente del Collegio Sindacale e dei Sindaci effettivi
FAVOREVOLI

Badge	Ragione Sociale	Proprio	Delega	Totale
**D	CITY OF NEW YORK GROUP TRUST	0	21.590	21.590
**D	CITY OF NEW YORK GROUP TRUST	0	14.329	14.329
**D	CITY OF NEW YORK GROUP TRUST	0	25.450	25.450
**D	CITY OF NEW YORK GROUP TRUST	0	21.060	21.060
**D	CITY OF NEW YORK GROUP TRUST	0	24.470	24.470
**D	CITY OF NEW YORK GROUP TRUST	0	337.158	337.158
**D	CITY OF NEW YORK GROUP TRUST	0	291.955	291.955
**D	CITY OF NEW YORK GROUP TRUST	0	261.740	261.740
**D	CITY OF NEW YORK GROUP TRUST	0	21.930	21.930
**D	FIDELITY COVINGTON TRUST: FIDELITY INTL VALUE FACTOR ETF	0	6.571	6.571
**D	FIDELITY COVINGTON TRUST: FIDELITY TARGETED INTL FACTOR ETF	0	773	773
**D	PIMCO RAE INTERNATIONAL FUND LLC	0	239.284	239.284
**D	PIMCO EQUITY SERIES: PIMCO DIVIDEND AND INCOME FUND	0	55.718	55.718
**D	PIMCO EQUITY SERIES: PIMCO RAE INTERNATIONAL FUND	0	401.268	401.268
**D	PRINCIPAL DIVERSIFIED REAL ASSET CIT	0	70.820	70.820
**D	ARROWSTREET (CANADA) INTERNATIONAL DEVELOPED MARKET EX US FUND I	0	40.707	40.707
**D	PUTNAM WORLD TRUST	0	4.026	4.026
**D	PES:PIMCO RAE DYNAMIC MULTI-FACTOR INTERNATIONAL EQUITY ETF	0	4.420	4.420
**D	ALASKA COMMON TRUST FOND	0	110.211	110.211
**D	RUSSELL INVESTMENTS INSTITUTIONAL FUNDS, LLC INTERNATIONAL EQUIT	0	7.605	7.605
**D	RUSSELL INVESTMENTS INSTITUTIONAL FUNDS, LLC GLOBAL EQUITY PLOS	0	433	433
**D	INTERNATIONAL PUBLIC EQUITY, LLC	0	81.402	81.402
**D	SSGA MSCI ACWI EX-USA INDEX NON-LENDING DAILY TRUST	0	57.097	57.097
**D	SERVICES GROUP OF AMERICA INC	0	660	660
**D	HARTFORD SCHROEDERS INTERNATIONAL MULTI-CAP VALUE FUND	0	898.301	898.301
**D	SIERRA/TEMPLETON INTERNATIONAL EQUITY TRUST	0	38.530	38.530
**D	WILMINGTON TRUST COLLECTIVE INVESTMENT TRUST	0	1.046.567	1.046.567
**D	ROMAN CATHOLIC BISHOP OF SPRINGFIELD A CORPORATION SOLE	0	1.746	1.746
**D	TEMPLETON INTERNATIONAL EQUITY FUND	0	887.233	887.233
**D	TENNESSEE CONSOLIDATED RETIREMENT SYSTEM	0	2.271.144	2.271.144
**D	VANGUARD FTSE DEVELOPED EUROPE ALL CAP INDEX ETF	0	36.025	36.025
**D	VANGUARD FTSE DEVELOPED ALL CAP EX NORTH AMERICA INDEX ETF	0	161.093	161.093
**D	VANGUARD DEVELOPED ALL-CAP EX NORTH AMERICA EQUITY INDEX POOLED	0	13.641	13.641
**D	VANGUARD GLOBAL VALUE FACTOR ETF	0	1.651	1.651
**D	VANGUARD FTSE DEVELOPED EX NORTH AMERICA HIGH DIVIDEND YIELD IND	0	4.218	4.218
**D	WELLS FARGO BK DECL OF TRUST ESTABL INVEST FUNDS EMPLOYEE BEN TR	0	88.114	88.114
**D	WELLINGTON COMPOUND GROWTH, L.P.	0	13.891	13.891
**D	WILMINGTON TRUST-COLLECTIVE INVESTMENT TRUST	0	273.089	273.089
**D	VANGUARD ENERGY FUND	0	195.191	195.191
**D	VANGUARD ENERGY FUND	0	1.556.280	1.556.280
**D	VANGUARD/TOTAL WORLD STOCK INDEX FUND	0	907.518	907.518
**D	VANGUARD DEVELOPED MARKETS INDEX FUND	0	16.096.177	16.096.177
**D	HC CAPITAL TRUST- THE INSTITUTIONAL INTERNATIONAL EQUITY PORTFOL	0	210.749	210.749

84573/1886

84573 / 1864

LISTA ESITO DELLE VOTAZIONE

Oggetto: Determinazione della retribuzione del Presidente del Collegio Sindacale e dei Sindaci effettivi
FAVOREVOLI

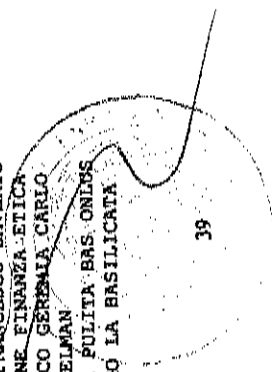
Badge	Ragione Sociale	Proprio	Delega	Totale
**D	HC CAPITAL TRUST - THE ESG GROWTH PORTFOLIO	0	6.471	6.471
**D	HC CAPITAL TRUST- THE CATHOLIC SRI GROWTH PORTFOLIO	0	3.820	3.820
**D	ARKWRIGHT, LLC	0	11.841	11.841
**D	INTERNATIONAL MONETARY FUND	0	156.511	156.511
**D	PUTNAM VARIABLE TRUST - PUTNAM VT GLOBAL ASSET ALLOCATION FUND	0	4.148	4.148
**D	PUTNAM DYNAMIC ASSET ALLOCATION GROWTH FUND	0	104.565	104.565
**D	PUTNAM DYNAMIC ASSET ALLOCATION BALANCED FUND	0	68.741	68.741
**D	PUTNAM DYNAMIC ASSET ALLOCATION CONSERVATIVE FUND	0	22.190	22.190
**D	PUTNAM TOTAL RETURN TRUST	0	6.360	6.360
**D	PUTNAM RETIREMENT ADVANTAGE GAA GROWTH PORTFOLIO	0	67.787	67.787
**D	PUTNAM RETIREMENT ADVANTAGE GAA BALANCE PORTFOLIO	0	39.007	39.007
**D	PUTNAM RETIREMENT ADVANTAGE GAA CONSERVATIVE PORTFOLIO	0	11.034	11.034
**D	PUTNAM RETIREMENT ADVANTAGE GAA INCOME STRATEGIES PORTFOLIO	0	11.186	11.186
**D	PUTNAM RETIREMENT ADVANTAGE GAA EQUITY PORTFOLIO	0	22.292	22.292
**D	PUTNAM TOTAL RETURN FUND, LLC	0	4.583	4.583
**D	THE STATE OF NEVADA	0	8.971	8.971
**D	PUTNAM DYNAMIC ASSET ALLOCATION EQUITY FUND	0	2.331	2.331
**D	THORNBURG INVESTMENT INCOME BUILDER FUND	0	4.060.252	4.060.252
**D	CANADA PENSION PLAN INVESTMENT BOARD	0	10	10
**D	ALLIANZ AZIONI EUROPA	0	229.250	229.250
**D	ALLIANZ AZIONI ITALIA ALL STARS	0	950.000	950.000
**D	ALLIANZ ITALIA 50 SPECIAL	0	25.000	25.000
2	AVV. DARIO TREVISAN RAPPRESENTANTE DESIGNATO IN QUALITA' DI DELEGATO E SUBDELEGATO AI SENSI DELL'ART. 135-NOVIES TUF	0	0	0
**D	CASSA DEPOSITI E PRESTITI S.P.A.	0	936.179.478	936.179.478
**D	MINISTERO DELL'ECONOMIA E DELLE FINANZE	0	157.552.137	157.552.137
**D	ASS.NE CASSA NAZ. DI PREVIDENZA E ASS.ZA FAV. RAGIONIERI E PERITI COMMERCIALI	0	971.965	971.965
**D	CASSA NAZIONALE DEI RAGIONIERI	0	7.796	7.796
**D	HC RENTE	0	23.656	23.656
**D	SIEMENS DC BALANCED SIEMENS FONDS INVEST GMBH	0	14.393	14.393
**D	SIEMENS-FONDS SIEMENS-RENTE SIEMENS FONDS INVEST GMBH	0	490.721	490.721
3	AVV. DARIO TREVISAN RAPPRESENTANTE DESIGNATO IN QUALITA' DI DELEGATO AI SENSI DELL'ART. 135-UNDECIES TUF	0	0	0
**D	FONDAZIONE ENPAM	0	18.252.116	18.252.116
**D	FONDAZIONE CASSA DI RISPARMIO DI MODENA	0	3.018.798	3.018.798
**D	CASSA NAZ. PREV. E ASS. INGEGNERI ARCH.I	0	12.687.050	12.687.050
Totale voti				
Percentuale votanti %				
Percentuale Capitale %				
2.050.537.954				
99.500898				
56.423593				

LISTA ESITO DELLE VOTAZIONE

Oggetto: Determinazione della retribuzione del Presidente del Collegio Sindacale e dei Sindaci effettivi
CONTRARI

Badge	Regione Sociale	Proprio	Delega	Totale
1	AVV. DARIO TREVISAN RAPPRESENTANTE DESIGNATO IN QUALITA' DI DELEGATO AI SENSI DELL'ART. 135-NOVIES TUF	0	0	0
**D	UNION INVESTMENT INSTITUTIONAL GMBH	0	86.763	86.763
**D	DKB EUROPA FONDS BAYERNINVEST LUXEMBOURG	0	35.711	35.711
**D	BAYERNINVEST KVG MBH	0	21.450	21.450
**D	BAYERNINVEST KAPITALVERWALTUNGSGESELLSCH	0	30.058	30.058
**D	BAYERNINVEST KAPITALVERWALTUNGSGESELLSCH MBH	0	14.346	14.346
**D	FCP KLESIA K ACTIONS EURO	0	9.400	9.400
**D	FCP KLESIA K RETRAITE EURO	0	550.000	550.000
**D	FCP VILLIERS ACTIONS EUROPE CPR AM	0	283.139	283.139
**D	CAPACITY FONDS INSTITUTIONEL-ACTIONS ETRANGERES PIB	0	22.096	22.096
**D	CAPACITY FONDS INSTITUTIONEL ACTIONS ETRANGERES	0	53.072	53.072
**D	CAISSE INTER ENTREP DE PREV PROFES CIEPP	0	215.849	215.849
**D	UNIVERSITE DE GENEVE	0	38.178	38.178
**D	BAYERNINVEST VECO-FONDS B. KAPITALVERWALTUNGSGESELLSCHAF	0	25.918	25.918
**D	BAYERNINVEST VALOE PLUS FONDS	0	202.000	202.000
**D	BAYERN INVEST LIBI-FONDS B. KAPITALVERWALTUNGSGESELLSCHAF	0	31.722	31.722
**D	BAYERNINVEST KAPITALVERWALTUNGSGESELLSCHAF	0	1.469.059	1.469.059
**D	LOMBARD ODIER FONDS (SWITZERLAND) SA I3D	0	247.895	247.895
**D	FCP VILLIERS ACTIONS EUROPE SYST AGI	0	240.350	240.350
**D	CITIBANK NEW YORK A.D.R. DEPT	0	19.668	19.668
**D	CITIBANK NEW YORK A.D.R. DEPT	0	3.734	3.734
**D	CITIBANK NEW YORK A.D.R. DEPT	0	8.948	8.948
**D	CITIBANK NEW YORK A.D.R. DEPT	0	3.922	3.922
**D	CITIBANK NEW YORK A.D.R. DEPT	0	24.842	24.842
**D	CITIBANK NEW YORK A.D.R. DEPT	0	16.450	16.450
**D	CITIBANK NEW YORK A.D.R. DEPT	0	47.644	47.644
**D	OPI MARKET NEUTRAL EQUITY	0	23.000	23.000
**D	MATMUT ACTIONS EURO	0	16.981	16.981
**D	OPI FUND - LYNX REAL ASSETS	0	3.391.758	3.391.758
**D	CNPASSURANCES	0	342.031	342.031
**D	UNION INVESTMENT LUXEMBOURG SA	0	90.190	90.190
**D	UBS FUNDMANAGEMENT	0	394.816	394.816
**D	THE EUROPEAN ORGANIZATION FOR NUCLEAR RESEARCH PENSION FUND	0	328.154	328.154
**D	REGIME DE RETRAITE DE L'UNIVERSITE DE MONTREAL	0	0	0
2	AVV. DARIO TREVISAN RAPPRESENTANTE DESIGNATO IN QUALITA' DI DELEGATO E SUBDELEGATO AI SENSI DELL'ART. 135-NOVIES TUF	0	0	0
***	SONNESSA ALFREDO	0	1	1
***	TELESCA-FRANCESCO SAVERIO	0	1	1
***	FONDAZIONE FINANZA-ETICA	0	80	80
***	BAVA MARCO GEREMIA CARLO	0	1	1
***	ROSANIA ELMAN	0	2	2
***	COM ARIA PULITA BRS ONLMS	0	1	1
***	LIBERIAMO LA BASILICATA	0	1	1

84573/1868



84573/1869

LISTA ESITO DELLE VOTAZIONE

**Oggetto: Determinazione della retribuzione del Presidente del Collegio Sindacale e dei Sindaci effettivi
CONTRARI**

Badge	Ragione Sociale	Proprio	Delega	Totale
Totale voti				8.289.231
Percentuale votanti %				0,402229
Percentuale Capitale %				0,228090

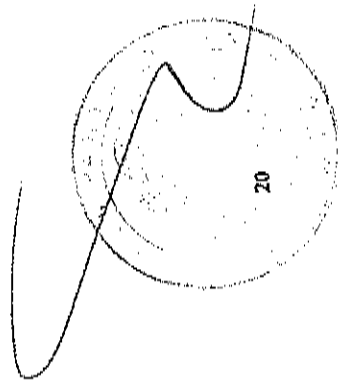
LISTA ESITO DELLE VOTAZIONE

Oggetto: Determinazione della retribuzione del Presidente del Collegio Sindacale e dei Sindaci effettivi
ASTENUTI

Badge	Ragione Sociale	Proprio	Delega	Totale
1	AVV. DARIO TREVISAN RAPPRESENTANTE DESIGNATO IN QUALITA' DI DELEGATO AI SENSI DELL'ART. 135-NOVIES TUF	0	0	0
**D	HSBC GLOBAL POWER RESOURCES EQUITY FUND	0	59.397	59.397
**D	CITIBANK NEW YORK A.D.R. DEPT	0	24.080	24.080
**D	CITIBANK NEW YORK A.D.R. DEPT	0	18.378	18.378
**D	CITIBANK NEW YORK A.D.R. DEPT	0	43.760	43.760
**D	CITIBANK NEW YORK A.D.R. DEPT	0	66.702	66.702
**D	CITIBANK NEW YORK A.D.R. DEPT	0	17.272	17.272
**D	CITIBANK NEW YORK A.D.R. DEPT	0	3.762	3.762
**D	CITIBANK NEW YORK A.D.R. DEPT	0	15.214	15.214
**D	CITIBANK NEW YORK A.D.R. DEPT	0	5.328	5.328
**D	CITIBANK NEW YORK A.D.R. DEPT	0	3.270	3.270
**D	CITIBANK NEW YORK A.D.R. DEPT	0	452	452
**D	CITIBANK NEW YORK A.D.R. DEPT	0	289.608	289.608
**D	CHALLENGE FUNDS - CHALLENGE ITALIAN EQUITY	0	700.000	700.000
**D	CHALLENGE PROVIDENT FUND 2	0	45.219	45.219
**D	CHALLENGE PROVIDENT FUND 1	0	429.775	429.775
**D	MEDIO M STANLEY GIBL SLTN 1 -CASH	0	111.150	111.150
**D	INVESTING	0	115.038	115.038
**D	CHALLENGE ENERGY FUND 2	0	37.202	37.202
**D	CATHOLIC ENDORSEMENT FUND, LP	0	9.258	9.258
**D	OHIO NATIONAL FUND, INC. - OM INTERNATIONAL EQUITY PORTFOLIO	0	1.517	1.517

Totale voti 1.996.382
 Percentuale votanti % 0,096873
 Percentuale Capitale % 0,054933

Azionisti in delega:



84573 / 1870

84573 / 187A

LISTA ESITO DELLE VOTAZIONE

Oggetto: Determinazione della retribuzione del Presidente del Collegio Sindacale e dei Sindaci effettivi
NON VOTANTI

Badge	Regione Sociale	Proprio	Delega	Totale
-------	-----------------	---------	--------	--------

Totale voti	0			
Percentuale votanti %	0,000000			
Percentuale Capitale %	0,000000			

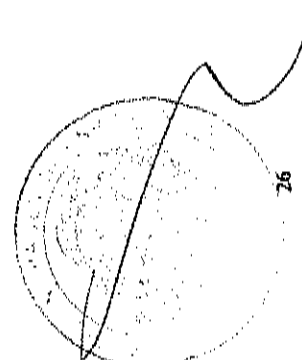
LISTA ESITO DELLE VOTAZIONE

Oggetto: Determinazione della retribuzione del Presidente del Collegio Sindacale e dei Sindaci effettivi

VOTI ESCLUSI DAL QUORUM Deliberativo

Badge	Ragione Sociale	Proprio	Delega	Totale
1	AW. DARIO TREVISAN RAPPRESENTANTE DESIGNATO IN QUALITA' DI DELEGATO AI SENSI DELL'ART. 135-NOVIES TUF	0	0	0
**D	GIE ALLEANZA OBBLIGAZIONARIO	0	389.084	389.084
**D	GENERALI INVESTMENTS SICAV	0	16.565	16.565
**D	GENERALI SMART FUNDS SICAV	0	120.198	120.198
**D	GENERALI MULTIFORTFOLIO SOLUTIONS SICAV	0	214.477	214.477
**D	GENERALI INVESTMENTS SICAV	0	673.935	673.935
**D	INTERFUND SICAV INTERFUND EQUITY ITALY	0	119.000	119.000
**D	FIDEURAM ASSET MANAGEMENT (IRELAND) FONDITALIA EQUITY ITALY	0	2.623.000	2.623.000
**D	FIDEURAM INVESTIMENTI SGR - FIDEURAM ITALIA	0	113.000	113.000
**D	FIDEURAM INVESTIMENTI SGR - PIANO AZIONI ITALIA	0	1.798.000	1.798.000
**D	FIDEURAM INVESTIMENTI SGR - PIANO BILANCIATO ITALIA 50	0	390.000	390.000
**D	FIDEURAM INVESTIMENTI SGR - PIANO BILANCIATO ITALIA 30	0	31.000	31.000
**D	EIS - FLEXIBLE EQUITY STRATEGY 2	0	414.860	414.860
**D	EIS - EURO EQUITY INSURANCE CAPITAL LIGHT	0	174.914	174.914
**D	EUF - CONSERVATIVE ALLOCATION	0	115.663	115.663
**D	ISE - VALORE CEDOLA GLOBALE - 09/2015	0	1.831	1.831
**D	EUF - ITALIAN EQUITY OPPORTUNITIES	0	281.295	281.295
**D	EUF - AZIONI STRATEGIA FLESSIBILE	0	4.055.820	4.055.820
**D	EUF - ACTIVE ALLOCATION	0	680.000	680.000
**D	ISE - DYNAMIC INCOME MULTITRENDER - 01/2016	0	1.397	1.397
**D	EUF - EQUITY EUROPE LTE	0	138.001	138.001
**D	ISE - VALORE CEDOLA GLOBALE - 04/2015	0	3.148	3.148
**D	EUF - FLEXIBLE EUROPE STRATEGY	0	10.739	10.739
**D	EUF - EQUITY EURO LTE	0	62.364	62.364
**D	ISE - GLOBAL DYNAMIC MULTITRENDER - 06/2015	0	1.559	1.559
**D	EUF - EQUITY ITALY SMART VOLATILITY	0	86.318	86.318
**D	ISE - VALORE CEDOLA GLOBALE - 07/2015	0	1.856	1.856

Totale voti 12.518.024
 Percentuale votanti % 0,607428
 Percentuale Capitale % 0,344452



84573/1872

11/10/2019 10:10:11 AM

Assemblea Ordinaria del 13 maggio 2020ALLEGATO " U " 89
ROGITO 23955ESITO VOTAZIONE

Oggetto : Piano di incentivazione di Lungo Termine 2020-2022 e disposizione di azioni proprie al servizio del Piano.

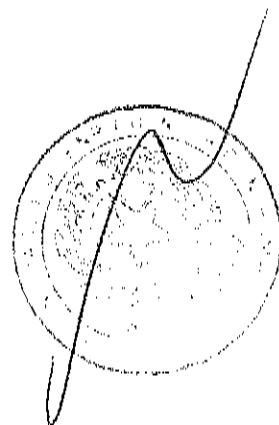
Hanno partecipato alla votazione:

- n° 2.646 azionisti,
- portatori di n° 2.058.384.879 azioni ordinarie, tutte ammesse al voto,
- pari al 56,639513% del capitale sociale.

Hanno votato:

	Voti	% su Azioni Ordinarie che hanno espresso il voto
Favorevoli	2.043.442.197	99,274058
Contrari	6.051.316	0,293984
SubTotale	<u>2.049.493.513</u>	99,568042
Astenuti	<u>8.891.366</u>	0,431958
Totale	<u>2.058.384.879</u>	100,000000
(Non Votanti)	14.956.712	

F.to MARCEGAGLIA EMMA
F.to PAOLO CASTELLINI - Notaio



LISTA ESITO DELLE VOTAZIONI

Oggetto: Piano di incentivazione di Lungo Termine 2020-2022 e disposizione di azioni proprie al servizio del Piano.

FAVOREVOLI

Badge	Ragione Sociale	Proprio	Delega	Totale
1	AW. DARIO TREVISAN RAPPRESENTANTE DESIGNATO IN QUALITA' DI DELEGATO AI SENSI DELL'ART. 135-NOVIES TUF	0	0	0
**D	ARCA FONDI SGR - FONDO ARCA AZIONI ITALIA	0	1.780.000	1.780.000
**D	ARCA FONDI SGR - FONDO ARCA ECONOMIA REALE BILANCIATO ITALIA 55	0	150.000	150.000
**D	FRANKLIN TEMPLETON INVESTMENT FUNDS	0	671.477	671.477
**D	MORGAN STANLEY INVESTMENT FUNDS	0	17.117	17.117
**D	AVIVA INVESTORS	0	41.920	41.920
**D	T. ROWE PRICE FUNDS SICAV	0	3.688	3.688
**D	T. ROWE PRICE FUNDS SICAV	0	61	61
**D	T. ROWE PRICE FUNDS SICAV	0	2.293	2.293
**D	T. ROWE PRICE FUNDS SICAV	0	187.472	187.472
**D	T. ROWE PRICE FUNDS SICAV	0	115.027	115.027
**D	T. ROWE PRICE FUNDS SICAV	0	10.311	10.311
**D	T. ROWE PRICE FUNDS SICAV	0	117.778	117.778
**D	ARK LIFE ASSURANCE COMPANY LIMITED	0	1.397.882	1.397.882
**D	BLACKROCK INDEX SELECTION FUND	0	1.349	1.349
**D	BLACKROCK FUNDS I ICAV	0	68.927	68.927
**D	SCHRODER ALTERNATIVE SOLUTIONS	0	163.935	163.935
**D	JPMORGAN INVESTMENT FUNDS	0	13.357.247	13.357.247
**D	SCHRODER INTERNATIONAL SELECTION FUND	0	1.533	1.533
**D	JPMORGAN FUNDS (IRELAND) ICAV	0	86.763	86.763
**D	UNION INVESTMENT INSTITUTIONAL GMBH	0	35.711	35.711
**D	DKB EUROPA FONDS HAYERNINVEST LUXEMBOURG	0	21.450	21.450
**D	BAYERNINVEST KVG MBH	0	30.058	30.058
**D	BAYERNINVEST KAPITALVERWALTUNGSGESSELLSCH	0	34.063	34.063
**D	ZURICH COMPANHIA SEGUROS SA	0	1.798.783	1.798.783
**D	UNIVERSAL INVEST SICAV	0	14.346	14.346
**D	BAYERNINVEST KAPITALVERWALTUNGSGESSELLSCHAF MBH	0	170.000	170.000
**D	II SICAV INSTITUTIONNELLE DE DROIT BELGE	0	201.040	201.040
**D	DEPAM CAPITAL B	0	102.290	102.290
**D	DEPAM DBI-RDT B	0	1.026.439	1.026.439
**D	CREDIT SUISSE INDEX FUND (LUX) - CSIF (LUX) EQUITY EMU	0	899.111	899.111
**D	CREDIT SUISSE INDEX FUND (LUX) - CSIF (LUX) EQUITY EMU BLUE	0	11.759	11.759
**D	CREDIT SUISSE INDEX FUND (LUX) - CSIF (LUX) EQUITY EURO STOXX MULTI PREMIA	0	2.211	2.211
**D	CS INDEX FUND (LUX) - CSIF (LUX) EQUITY WORLD FACTOR MIX	0	3.075	3.075
**D	CREDIT SUISSE INDEX FUND (LUX) - CSIF (LUX) EQUITY WORLD MINIMUM VOLATILITY	0	6.000	6.000
**D	CSIF2 CS (LUX) PORTFOLIO FUND GLOBAL YIELD USD	0	11.394	11.394
**D	FINRESON WORLD EQUITY MULTI PREMIA DEFENSIVE (PENSION) CREDIT SUISSE FUNDS AG	0	146.515	146.515
**D	PR CSG WORLD EQUITY CREDIT SUISSE FUNDS AG	0	20.153	20.153
**D	CSIF (CH) III EQUITY WORLD EX CH VALUE WEIGHTED - PENSION FUND CREDIT SUISSE FUNDS AG	0	569.798	569.798
**D	AXA VORSORGE FONDS II - EQUITIES GLOBAL MARKETS CREDIT SUISSE FUNDS AG	0	26.109	26.109
**D	BAULOISE FUND INVEST 2 (CH)-IF AKTIEN WELT EX SCHWEIZ CREDIT SUISSE FUNDS AG	0	15.256	15.256
**D	FINRESON WORLD EQUITY ISOPRO (PENSION) CREDIT SUISSE FUNDS AG	0	26.910	26.910
**D	AXA VORSORGE FONDS - EQUITIES GLOBAL MARKETS III CREDIT SUISSE FUNDS AG	0		

LISTA ESITO DELLE VOTAZIONE

Oggetto: Piano di incentivazione di Lungo Termine 2020-2022 e disposizione di azioni proprie al servizio del Piano.
FAVOREVOLI

Badge	Ragione Sociale	Proprio	Delega	Totale
**D	CSIF (CH) III EQUITY WORLD EX CH MINIMUM VOLATILITY - PF CREDIT SUISE FUNDS AG	0	86.025	86.025
**D	CREDIT SUISE FUNDS AG	0	28.627	28.627
**D	BALOISE FUND INVEST (CH)-AKTIEN WEIT EX SCHWEIZ PASSIV CREDIT SUISE FUNDS AG	0	6.081	6.081
**D	CSIF (CH) EQUITY EMU CREDIT SUISE FUNDS AG	0	398.265	398.265
**D	AXA VORSORGE FONDS II - EQUITIES GLOBAL MARKETS PASSIVE CREDIT SUISE FUNDS AG	0	233.907	233.907
**D	PROFOND OMBRELLA - AKTIEN AUSLAND MINIMUM VOLATILITY CREDIT SUISE FUNDS AG	0	32.008	32.008
**D	CREDIT SUISE INVESTMENT FUNDS 2 - CREDIT SUISE (LUX) PORTFOLIO FUND GLOBAL BALANCED USD	0	20.000	20.000
**D	CSIF 4 - CREDIT SUISE (LUX) GLOBAL HIGH INCOME FUND USD	0	20.000	20.000
**D	BERNISCHE PENSIONSKASSE	0	360.197	360.197
**D	EHP ADVANTAGE INTERNATIONAL ALTERNA FUND	0	2.000	2.000
**D	SCHWAB INTERNATIONAL INDEX FUND	0	1.130.070	1.130.070
**D	THE MASTER TRUST BANK OF JAPAN LTD	0	11.400	11.400
**D	JAPAN TRUSTEE SERVICES BANK LTD	0	18.265	18.265
**D	JAPAN TRUSTEE SERVICES BANK LTD	0	5.525	5.525
**D	FIDELITY FUNDS SICAV	0	178.807	178.807
**D	MF PICTET MULTI ASSET FUND	0	42.228	42.228
**D	JAPAN TRUSTEE SERVICES BANK LTD	0	36.061	36.061
**D	THE MASTER TRUST BANK OF JAPAN LTD	0	11.052	11.052
**D	THE MASTER TRUST BANK OF JAPAN LTD	0	41.709	41.709
**D	JAPAN TRUSTEE SERVICES BANK LTD	0	13.499	13.499
**D	FIDELITY SAL ST FIDELITY GLOBAL EX US IN	0	653.184	653.184
**D	VANGUARD FUNDS PLC	0	1.930.729	1.930.729
**D	SCHWAB FUNDAMENTAL INTER LARGE COMP IN F	0	502.648	502.648
**D	FISHER INVESTMENTS ALL FOREIGN EQ COLL F	0	9.697	9.697
**D	FISHER INVESTMENTS FOREIGN EQUITY COLL F	0	147.671	147.671
**D	SEI INSTITUT MANAGED TRUS MULTI AS ACC F	0	26.389	26.389
**D	VANGUARD INVESTMENT SERIES PLC	0	1.288.894	1.288.894
**D	VANGUARD INVESTMENT SERIES PLC	0	1.125.981	1.125.981
**D	VANGUARD INVESTMENT SERIES PLC	0	113.021	113.021
**D	VANGUARD INVESTMENT SERIES PLC	0	82.395	82.395
**D	VANGUARD INVESTMENT SERIES PLC	0	628.982	628.982
**D	FIDELITY SALEM STR T FID TOTAL INT IND F	0	435.837	435.837
**D	THE MASTER TRUST BANK OF JAPAN LTD	0	59.440	59.440
**D	THE MASTER TRUST BANK OF JAPAN LTD	0	4.927	4.927
**D	DEVELOPED INTERATION EQUITY SELECT ETF	0	3.651	3.651
**D	MONDRIAN INT EQ COLLECTIVE INV TRUST	0	632.665	632.665
**D	FIDELITY (CH) FID SAL INT VAL IND FUN	0	938.562	938.562
**D	FIDELITY (CH) FID SAL INT VAL IND FUN	0	10.068	10.068
**D	VARIABLE INSURANCE PRODUCTS FUND II: INTERNATIONAL INDEX PORTFOLIO	0	14.978	14.978
**D	FIDELITY SALEM STREET TRUST: FIDELITY ZERO INTERNATIONAL INDEX FUND	0	163.980	163.980
**D	FIDELITY CONCORD STREET TRUST: FIDELITY SERIES INTERNATIONAL INDEX FUND	0	22.310	22.310
**D	SIX CIRCLES INTERNAT UNCONSTRAIN EQ FUND	0	1.201.942	1.201.942
**D	SIX CIRCLES MANAGED EQUITY PORTFOLIO INTERNATIONAL UNCONSTRAINED FUND	0	525.502	525.502

84573/1875

LISTA ESITO DELLE VOTAZIONE

Oggetto: Piano di incentivazione di Lungo Termine 2020-2022 e disposizione di azioni proprie al servizio del Piano.
FAVOREVOLI


Badge	Ragione Sociale	Proprio	Delega	Totale
**D	SIX CIRCLES MANAGED EQUITY POR	0	58.290	58.290
**D	THE MASTER TRUST BANK OF JAPAN LTD	0	2.579	2.579
**D	THE MASTER TRUST BANK OF JAPAN LTD	0	4.589	4.589
**D	LACH WORLD EQ DVDN	0	871	871
**D	LACH WORLD EQ DEFE	0	104	104
**D	THE MASTER TRUST BANK OF JAPAN LTD	0	109.254	109.254
**D	EUROPEAN EQUITY FUND OF KOKUSAI TRUST INTERTRUST TRUSTEES	0	18.379	18.379
**D	FISHER INVEST ALL WORLD EQ COLLECTIVE FD	0	453.005	453.005
**D	GLOBAL X SCIENTIFIC BETA EUROPE ETF	0	577	577
**D	THE MASTER TRUST BANK OF JAPAN LTD	0	231.204	231.204
**D	FIRST TRUST RIVERFRONT DYNAMIC EUROPE ET	0	22.297	22.297
**D	FIRST TRUST RIVERFRONT DYN DEV INT EFF	0	74.089	74.089
**D	MONDRIAN ALL COUN WORLD EX US EQ CO IN F	0	533.654	533.654
**D	MONDRIAN INTERNATIONAL EQUITY FUND	0	994.657	994.657
**D	ZURICH INVESTMENTS LIFE S.P.A.	0	12.563	12.563
**D	HI MASTER VB FONDS	0	450.789	450.789
**D	BAYVK G2 FONDS	0	191.000	191.000
**D	SAEV MASTERFONDS INKA	0	274.544	274.544
**D	HI MANPT FONDS	0	111.383	111.383
**D	SIVE	0	132.037	132.037
**D	HL-KABL-FONDS	0	40.225	40.225
**D	HI PNWL DIVIDENDE PLUS FONDS	0	413.000	413.000
**D	HI-AXEL SPRINGER MASTER FONDS	0	1.001.105	1.001.105
**D	UNIVERSAL-OCO	0	19.518	19.518
**D	BI FINANZFONDS	0	67.950	67.950
**D	BAYVK M4 FONDS	0	22.315	22.315
**D	AXA EURO DIVIDEND D	0	50.585	50.585
**D	HI R MASTER FONDS	0	6.400	6.400
**D	HI NSMPT BAP FONDS	0	8.718	8.718
**D	MASTERFONDS BANTRUS	0	4.524	4.524
**D	HI BGM AR MASTERFONDS	0	76.134	76.134
**D	BORDE-UI-FONDS	0	47.767	47.767
**D	ZURICH INSURANCE PLC	0	111.077	111.077
**D	ZURICH VIDA COMP DE SEGUROS Y REASEG SA	0	61.429	61.429
**D	BNP PARIBAS FUND	0	13.982	13.982
**D	GA FUND I	0	530.830	530.830
**D	BNP PARIBAS A FUND	0	7.662	7.662
**D	BNP PARIBAS EASY	0	7.415	7.415
**D	FONDAZIONE ROMA SIF	0	338.864	338.864
**D	BNP PARIBAS FUNDS	0	11.757	11.757
**D	JANUS HEND INSTIT EUROP INDEX OPP FUND	0	43.196	43.196
**D	AMERICAN HEART ASSOCIATION INC	0	20.805	20.805
**D		0	8.462	8.462

LISTA ESITO DELLE VOTAZIONE

Oggetto: Piano di incentivazione di Lungo Termine 2020-2022 e disposizione di azioni proprie al servizio del Piano.
FAVOREVOLI

Ragione Sociale	Proprio	Delega	Totale
**D CARILLOW CLARIVEST INTERNATIONAL STOCK F	0	4.982	4.982
**D CATHOLIC COMMUNITY FOUNDATION OF MINNESO	0	3.745	3.745
**D GUIDEMARK WORLD EX - US FUND	0	26.279	26.279
**D VIDENT INTERNATIONAL EQUITY FUND	0	94.557	94.557
**D PACIFIC GLOBAL INTERNATIONAL EQUITY INCOM	0	9.177	9.177
**D BFTCJ DPF REVER CITIBK RH FD SERV JERSEY	0	2.091	2.091
**D STANDARD LIFE WEALTH INTERNATIONAL LTD	0	1.500	1.500
**D BPCB DPF ECCLESTON G	0	36.203	36.203
**D BRAM (INTERNATIONAL) LIMITED	0	15.200	15.200
**D BROOKS MACDONALD ASSET MANAGEMENT	0	2.308	2.308
**D ENHANCED INDEX INTERNATIONAL SHARE FUND	0	239.334	239.334
**D AUSTRALIAN CATHOLIC SUPERAN RETIREM FUND	0	36.420	36.420
**D AMP CAP UNHEDGED GL SHS MULTI MAN FUND	0	43.129	43.129
**D AMP INTERNATIONAL EQUITY INDEX FUND HEDG	0	299.268	299.268
**D IPAC SPEC INV STR INT SHARESTRATEGY NO 1	0	6.853	6.853
**D UNISUPER	0	22.135	22.135
**D AMP CAPITAL GLOBAL QUALITY FUND	0	30.020	30.020
**D WHOLESAL UNIT TRU MSCI GLOB IND SHAR FU	0	13.910	13.910
**D STRATEGIC INTERNATIONAL EQUITY FUND	0	80.979	80.979
**D WHOLESAL INTERNATIONAL CORE EQUITIES	0	14.343	14.343
**D MERGER UNHEDGED OVERSEAS SHARES TRUST	0	11.448	11.448
**D BNZ WHOLESAL INTERN EQUITIES INDEX FUND	0	32.824	32.824
**D LEMBAGA TABUNG AMANAH PEKERJA	0	31.622	31.622
**D BDF-FONDS E ACT. EUROPE.	0	48.718	48.718
**D FCPE BDF FONDS S SOLIDAIRE	0	10.244	10.244
**D FCPE HORIZON EP. ACTION	0	25.509	25.509
**D LA MONDIALE	0	1.170.000	1.170.000
**D FCP CAMGEST VALEURS EURO	0	381.370	381.370
**D CALCIUM QUANT	0	82.594	82.594
**D SODIUM 1	0	235.514	235.514
**D FCP BNP PARIBAS DEEP VALUE	0	500.167	500.167
**D GINJER ACTIFS 360	0	644.800	644.800
**D ARABELLE INVESTISSEMENTS	0	4.600	4.600
**D FCP BNPP ACTION MONDE	0	10.803	10.803
**D AXA INDICE EURO	0	188.200	188.200
**D AXA OR E MATIERES PREMIERES	0	102.335	102.335
**D AXA AA DIVERSIFIE INDICIEL 1	0	213.400	213.400
**D FCP FCE INVEST EURO	0	602.729	602.729
**D FCP FRANCE INVEST INTER	0	195.358	195.358
**D AVIVA PATRIMOINE	0	29.519	29.519
**D AVIVA DIVERSIFIE	0	5.323	5.323
**D FCP ALM ACTIONS EURO	0	984.023	984.023
**D FCP AVIVA INVESTORS SELECTION	0	27.140	27.140

84573/1877



LISTA ESITO DELLE VOTAZIONE

Oggetto: Piano di incentivazione di Lungo Termine 2020-2022 e disposizione di azioni proprie ai servizi proprie al servizio del Piano.
FAVOREVOLI

Badge	Regione Sociale	Proprio	Delega	Totale
**D	FCP AVIVA INVESTORS CONVICTION	0	252.423	252.423
**D	FCP AVIVA INVESTORS VALORISATION	0	153.453	153.453
**D	FCP AFER ACTIONS EURO	0	1.302.705	1.302.705
**D	FCP AVIVA PERFORMANCE	0	8.268	8.268
**D	FCP AVIVA ACTIONS EURO	0	137.595	137.595
**D	FCP AFER ACTIONS MONDE	0	141.801	141.801
**D	FCP AVIVA STRUCTURE INDEX 3	0	133.492	133.492
**D	FCP ALM ACT ZONE EUR ISR	0	2.600.000	2.600.000
**D	FCP AG2R LA MONDIALE ACT EUROPE ISR	0	535.000	535.000
**D	ROSENBERG EUROBL0C	0	126.164	126.164
**D	CARDIF ASSURANCE VIE	0	346	346
**D	ROTHSCHILD AND CO ASSET MANAGEMENT EUROPE	0	26.500	26.500
**D	FCPE HENKEL DWSF INT EXP	0	763	763
**D	LM HARMONY	0	5.715	5.715
**D	FCP SAKKARAH 6	0	56.200	56.200
**D	STICHT BEDRIJFT FONDS VOOR DE MEDIA PNO	0	208.531	208.531
**D	BNP PARIBAS EQUITY - FOCUS ITALIA	0	80.035	80.035
**D	STICHTING AHOLD DELHAIZE PENSIOEN	0	207.557	207.557
**D	FRANCE INVESTISSEMENT CAPITALISATIONS MOYENNES	0	299.966	299.966
**D	FCP FPI ESG	0	23.522	23.522
**D	FCP FPE ESG	0	420.830	420.830
**D	CAISSE DES DEPOTS ET CONSIGNATIONS	0	11.404.476	11.404.476
**D	CAISSE DES DEPOTS ET CONSIGNATIONS	0	7.301.331	7.301.331
**D	CAISSE DES DEPOTS ET CONSIGNATIONS	0	46.959	46.959
**D	CAISSE DES DEPOTS ET CONSIGNATIONS	0	46.959	46.959
**D	FONDS DE RESERVE POUR LES	0	83.308	83.308
**D	JANUS HENDERSON ADAPTIVE GLOBAL ALLOCATI	0	1.937	1.937
**D	WORLD TRADE ORGANIZATION PENSION PLAN	0	22.445	22.445
**D	PICTET CH INSTITUTIONAL - EUROPEAN	0	179.690	179.690
**D	PICTET CH-GLOBAL EQUITIES	0	25.006	25.006
**D	SWISS LIFE LUXEMBOURG SA	0	147.377	147.377
**D	RAIFFEISEN INDEX FONDS EURO STOXX 50	0	47.574	47.574
**D	CAPACITY FONDS INSTITUTIONEL-ACTIONS ETRANGERES PIB	0	22.096	22.096
**D	TURICUM AKTIEN UND IMMOBILIENWERTSCHRIFT	0	159.768	159.768
**D	CAPACITY FONDS INSTITUTIONEL ACTIONS ETRANGERES	0	53.072	53.072
**D	PICTET-EUROPE INDEX	0	136.390	136.390
**D	PICTET-EUROPE INDEX	0	458.139	458.139
**D	FOREIGN STOCK INDEX MOTHER FUND ONAL DEVELOPED COUNTRIES INDEX MOTHER FUNDD	0	81.300	81.300
**D	NOMURA TRUST BANKING TRUSTEE NIKKO GLOBA	0	148.077	148.077
**D	SHINKO GLOBAL EQUITY INDEX MOTHER FUND	0	1.163	1.163
**D	KAPAN PENSIONER FORSAKRINGSFORENING	0	146.533	146.533
**D	INVESTERINGSFORENINGEN PFA INVEST	0	48.027	48.027
**D	INVESTERINGSFORENINGEN BANKINVEST EUROPA SMALL CAP AKTIER KL	0	133.492	133.492

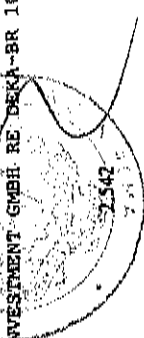
84573 / 1818

LISTA ESITO DELLE VOTAZIONE

Oggetto: Piano di incentivazione di Lungo Termine 2020-2022 e disposizione di azioni proprie al servizio del Piano.
FAVOREVOLI

Badge	Ragione Sociale	Proprio	Delega	Totale
**D	GLOBALE AKSJER AS	0	437	437
**D	GLOBALE ESG AS	0	47.947	47.947
**D	VERDIPAPIRFONDET EQUINOR AKSJER EUROPA	0	27.000	27.000
**D	STICHTING DEPOSITARY APG DEVELOPED	0	220.698	220.698
**D	EUROBEN LIFE PENSION DAC	0	7.283	7.283
**D	EQUINOR INSURANCE A S	0	30.500	30.500
**D	EQUINOR PENSJON	0	155.000	155.000
**D	INT.: VERDIPAPIRFONDET STOREBRAND GLOBAL ESG GAR: JP MORGAN LUXC/OBPS	0	8.770	8.770
**D	VERDIPAPIRFONDET STOREBRAND INDEKS-MORGE	0	14.017	14.017
**D	INT.: VERDIPAPIRFONDET STOREBRAND GLOBAL ESG GAR: JP MORGAN LUXC/OBPS	0	53.361	53.361
**D	INT.: VERDIPAPIRFONDET STOREBRAND GLOBAL ESG GAR: JP MORGAN LUXC/OBPS	0	412.879	412.879
**D	VERDIPAPIRFONDET STOREBRAND GLOBAL ESG P	0	63.314	63.314
**D	MOMENTUM INVESTMENT FUNDS SICAV-SIF	0	80.560	80.560
**D	ROBECO UMBRELLA FUND I N.V.	0	123.779	123.779
**D	FUNDACAO CALOUSTE GULBENKIAN	0	708	708
**D	MOMENTUM GLOBAL FUNDS	0	19.645	19.645
**D	INVESTERINGSFORENINGEN PFA INVEST	0	4.068	4.068
**D	BLACKROCK INSTITUTIONAL POOLED FUNDS PLC	0	347.978	347.978
**D	KYBURG INSTITUTIONAL FUND - AKTIEN WELT	0	159.400	159.400
**D	BVK PERSONALVORSORGE DES KANTONS ZURICH	0	180.359	180.359
**D	PENSIONSLOTTERIE SBB	0	99.489	99.489
**D	NFS LIMITED TRAFALGAR COURT ADMIRAL PARK ST. PETER PORT	0	28.635	28.635
**D	BRITISH COAL STAFF SUPERANNUATION SCHEME	0	130.570	130.570
**D	DEKA INVESTMENT GMBH RE DEKA-BASIS	0	12.000	12.000
**D	DEKA VERMOGENSMANAGEMENT GMBH RE KEPPLER	0	25.000	25.000
**D	DEKA VERMOG GMBH RE PRIV BANK STRUKTUR	0	65.000	65.000
**D	DEKA VERMOGENSMANAGEMENT GMBH RE LINGOHR	0	88.671	88.671
**D	DEKA INVESTMENT GMBH RE DEKA	0	4.100	4.100
**D	DEKA VERMOGENSMANAGEMENT GMBH RE LINGOHR	0	232.056	232.056
**D	DEKA INVEST GMBH RE DEKA-BAV-FONDS	0	97.411	97.411
**D	DEKA INVESTMENT GMBH	0	49.249	49.249
**D	DEKA INVEST GMBH RE DEKA-NACHH KOM	0	84.985	84.985
**D	DEKA INV GMBH R DEK MSCI WORLD UCITS ETF	0	3.852	3.852
**D	DEKA INVEST GMBH RE BEROLINARENT DEKA	0	4.850	4.850
**D	DEKA INV. GMBH RE DEKA ST.EUR.50 UCI ETF	0	21.029	21.029
**D	DEKA INV. GMBH DEKA MSCI EUROPE UCITS ET	0	118.931	118.931
**D	DEKA INVESTMENT RE-MSCI EUROPE LC UCITS	0	13.607	13.607
**D	DEKA INVESTMENT GMBH RE PKRME	0	15.800	15.800
**D	DEKA INVEST DEKA EURO STOXX 50 - UCITS	0	812.843	812.843
**D	DEKA INVEST GMBH RE BALANCE DYNAMISCH	0	11.639	11.639
**D	DEKA INVEST RE-DEKAFUTUR-WACHSTUM	0	12.200	12.200
**D	DEKA INVESTMENT GMBH RE DEKAFUTUR-CHANCE	0	39.000	39.000
**D	DEKA INVESTMENT GMBH RE DEKA-BR 100	0	588.706	588.706

84573/1819



LISTA ESITO DELLE VOTAZIONI

Oggetto: Piano di incentivazione di Lungo Termine 2020-2022 e disposizione di azioni proprie ai servizi del Piano.
FAVOREVOLI


Badge	Ragione Sociale	Proprio	Delega	Totale
**D	DEKA INVEST GMBH RE DEKA-BR 85	0	30.785	30.785
**D	DEKA INVESTMENT GMBH RE DEKA-BR 75	0	29.640	29.640
**D	DEKA INVESTMENT GMBH RE DEKA-BR 55	0	12.991	12.991
**D	DEKA INVESTMENT GMBH RE DEKA-BR 35	0	72.423	72.423
**D	DEKA INVEST RE/DEKAFUTUR-ERTRAG	0	1.800	1.800
**D	DEKA INVEST RE DEKA-EUROLAND BALANCE	0	661.950	661.950
**D	DEKA INVESTMENT GMBH RE DEKA-DIVIDEND VA	0	170.000	170.000
**D	H.E.S.T. AUSTRALIA LIMITED	0	96.578	96.578
**D	LGIA SUPER TRUSTEE AS TRUSTEE FOR LGIA	0	66.416	66.416
**D	VANGUARD INTERNATIONAL SHARE INDEX FUND	0	67.901	67.901
**D	MINE SUPERANNUATION FUND	0	78.445	78.445
**D	AUSTRALIANSUPER	0	5.094	5.094
**D	VANGUARD INTERNATIONAL SHARE INDEX FUND	0	759.899	759.899
**D	CONSTRUCTION AND BUILDING UNIONS SUPER F	0	199.785	199.785
**D	VANGUARD GLOBAL VALUE EQUITY FUND	0	327	327
**D	TEACHERS' RETIREMENT SYSTEM OF THE CITY OF NEW YORK	0	140.059	140.059
**D	SAS TRUSTEE CORPORATION POOLED FUND	0	6.311	6.311
**D	SAS TRUSTEE CORPORATION POOLED FUND	0	110.962	110.962
**D	UBS ASSET MANAGEMENT LIFE LTD	0	1.641.458	1.641.458
**D	MANAGEMENT BOARD PUBLIC SERVICE PENSION	0	8.455	8.455
**D	CONNECTICUT GENERAL LIFE SERVICE PENSION	0	14.388	14.388
**D	CONNECTICUT GENERAL LIFE INSURANCE COMPANY	0	31.127	31.127
**D	CONNECTICUT GENERAL LIFE INSURANCE COMPANY	0	30.800	30.800
**D	LUCKRE PTY LTD FOR THE LABOUR UNION CO-OPERATIVE RETIREMENT FUND	0	46.691	46.691
**D	BANCO CENTRAL DE TIMOR-LESTE (BCTL)	0	596.415	596.415
**D	ROCKEFELLER & CO., INC	0	17.000	17.000
**D	CTIVP DFA INTERNATIONAL VALUE FUND	0	194.821	194.821
**D	PFA PENSION FORSIRKINGSARTIESELSKAB	0	15.780	15.780
**D	JPMORGAN CHASE BANK - PB - UNITED STATES INDIVIDUALS	0	3.921	3.921
**D	JPMORGAN CHASE BANK - PB - UNITED STATES TRUSTS	0	5.179	5.179
**D	JPMORGAN CHASE BANK - PB - UNITED STATES PARTNERSHIP	0	1.970	1.970
**D	BRUNEI SHELL RETIREMENT BENEFIT FUND	0	3.314	3.314
**D	MANAGED PORTFOLIO SERIES INTL SH FUND 1	0	9.452	9.452
**D	TELSIPA SUPERANNUATION SCHEME	0	16.310	16.310
**D	FRANKLIN INTERNATIONAL CORE EQUITY FUND	0	254.968	254.968
**D	TEMPLETON INTERNATIONAL STOCK TRUST	0	102.515	102.515
**D	JEFFREY LLC	0	9.875	9.875
**D	WESTPAC WHOLESALE UNHEDGED INT SHARE TRU	0	64.222	64.222
**D	ANZ WHOLESALE INTERN-SHARE NO. 1 FUND	0	8.459	8.459
**D	TCORPIM INTERNATIONAL SHARE (UNHEDGED) F	0	149.401	149.401
**D	ISHARES WHOLESALE SCREENED INT EQ IND F	0	16.039	16.039
**D	ISHARES EDGE MSCI WORLD MINIMUM VOLAT ET	0	3.074	3.074
**D	IBM PERSONAL PENSION PLAN TRUST	0	37.127	37.127

LISTA ESITO DELLE VOTAZIONE

Oggetto: Piano di Incentivazione di Lungo Termine 2020-2022 e disposizione di azioni proprie al servizio del Piano.
FAVOREVOLI

Badge	Regione Sociale	Proprio	Delega	Totale
**D	ONEPATH LOW VOLATILITY GLOBAL EQ IN POOL	0	23.367	23.367
**D	ONEPATH GLOB SHARES LARGE CAP UNHED IN F	0	208.266	208.266
**D	BT WHOLESALIE MULTI MANAG INTL SHARE FUND	0	25.277	25.277
**D	ACCIDENT COMPENSATION CORPORATION	0	60.243	60.243
**D	DEKA INVESTMENT GMBH RE DEKA-EUROFABOND	0	808.375	808.375
**D	SUPER FUNDS MANAG CORP SOUTH AUSTRALIA	0	24.816	24.816
**D	TEMPLETON GLOBAL GROWTH FUND LIMITED	0	198.556	198.556
**D	TEMPLETON INTERNATIONAL EQUITY TRUST	0	144.877	144.877
**D	TEMPLETON GLOBAL TRUST FUND	0	36.210	36.210
**D	JP MORGAN CHASE RETIREMENT PLAN	0	132.028	132.028
**D	MTBJ DAIDO LIFE FOREIGN EQUITY MOTHER FD	0	3.510	3.510
**D	ISHARES WHOLESALIE INTERN EQ INDEX FUND	0	176.150	176.150
**D	SUPERANNUATION FUNDS MANAGEMENT CORP	0	4.384	4.384
**D	SUPERANNUATION FUNDS MANAGEMENT CORPORAT	0	17.095	17.095
**D	BT WHOLESALIE MULTI MANAG INTL SHARE FUND	0	63.376	63.376
**D	WSPF INTERNATIONAL EQUITIES TRUST	0	248.441	248.441
**D	KOOKMIN BANK ACTING AS TRUSTEE OF KIM PRIVATE NOBLE CLASS GLOBAL EQUITY MASTER INVESTMENT TRUST	0	7.146	7.146
**D	QANTAS SUPERANN. LTD ATF QANTAS SUP.PLAN	0	17.554	17.554
**D	WSPF INTERNATIONAL EQUITIES TRUST	0	95.063	95.063
**D	THE BOEING COMPANY EMPLOYEE RETIREMENT P	0	159.810	159.810
**D	DERA INVEST GMBH RE A-VSR-FONDS	0	22.700	22.700
**D	ISHARES ALLCOUNTRY EQUITY INDEX FUND	0	10.128	10.128
**D	BAPTIST HEALTH SOUTH FLORIDA INC	0	326.228	326.228
**D	BLACKROCK FISSION INDEXED INTL EQUITY FD	0	19.595	19.595
**D	ADVANCE INTERNATIONAL SHARE INDEX FUND	0	214.269	214.269
**D	UBS FTSE RAFI DEVELOPED 1000 INDEX FUND	0	34.423	34.423
**D	UBS MSCI WORLD MINIMUM VOLATILITY IND FD	0	5.807	5.807
**D	RETIREMENT INCOME PLAN OF SAUDI ARABIAN OIL COMPANY	0	3.023	3.023
**D	NVIT INTERNATIONAL INDEX FUND	0	352.827	352.827
**D	FRANKLIN TEMPLETON VARIAB. INSURANCE	0	535.991	535.991
**D	SOUTHERN COMPANY SYSTEM MASTER RETIREMEN	0	654.283	654.283
**D	T. ROME PRICE INT.F.INC.T.R.P.INT.VAL.EQ	0	6.031.446	6.031.446
**D	EQ ADVISORS TRUST-AKA INTL.VALUE MANAGED	0	217.833	217.833
**D	MINISTRY OF ECONOMY AND FINANCE	0	3.191	3.191
**D	MINISTRY OF ECONOMY AND FINANCE	0	244.640	244.640
**D	MINISTRY OF ECONOMY AND FINANCE	0	252.161	252.161
**D	T ROME PRICE EMERGENCY EQUITY INDEX	0	179.545	179.545
**D	FLEXSHAR.MORN.DEV.MARK.EX-US FAC.TILT IN	0	95.703	95.703
**D	SBC MASTER PENSION TRUST	0	430.345	430.345
**D	EQ ADV. TRUST AKA INTL.CORE MANAGED VOILA	0	127.819	127.819
**D	SBC MASTER PENSION TRUST 008	0	60.755	60.755
**D	T ROME CONCENTRATED INTERRAI EQUITY FUND	0	401.415	401.415
**D	FLEXSHARES.MORNINGSTAR GLOBAL UPSTREAM N	0	479.482	479.482

84573/1881



LISTA ESITO DELLE VOTAZIONE

Oggetto: Piano di incentivazione di Lungo Termine 2020-2022 e disposizione di azioni proprie al servizio del Piano.

FAVOREVOLI


Badge	Ragione Sociale	Proprio	Delega	Totale
**D	EQ ADVISORS TRUST EQ-GLOBAL EQUITY MANAG	0	100.968	100.968
**D	EQ ADVISORS TRUST - EQ/INTERNATIONAL MAN	0	360.602	360.602
**D	EQ ADVISORS TRUST - ATM INTERNATIONAL MA	0	260.316	260.316
**D	JNL/WELLON CAPITAL INTNAL INDEX FUND	0	292.064	292.064
**D	FLEXSHARES INTERNATIONAL QUALITY DIVIDEND DEFENSIVE INDEX FUND	0	4.448	4.448
**D	SBC MASTER PENSION TRUST	0	97.666	97.666
**D	T. ROWE PRICE INTERNATIONAL CONCENTRATED	0	488.973	488.973
**D	FLEXSHARES STOXX GLOBAL ESG IMPACT INDEX	0	57.503	57.503
**D	GOLDMAN SACHS TRUST - GOLDMAN SACHS ABSOLUTE RETURN TRACKER FUND	0	1.300	1.300
**D	GOLDMAN SACHS INTER EQUITY INSIGHTS FUND	0	258.081	258.081
**D	GOLDMAN SACHS VARIABLE INS TRUST - G SACHS STRATEGIC INTER EQUITY FUND	0	13.476	13.476
**D	PUBLIC EMPLOYERS RETIREMENT SYSTEM OF OHIO	0	1.137.493	1.137.493
**D	MTB GOVERNMENT PENSION INVESTMENT FUND 4	0	9.331.437	9.331.437
**D	THE MASTER TRUST BANK OF JAPAN LTD	0	2.986.129	2.986.129
**D	AVIVA LIFE & PENSIONS UK LIMITED	0	627.793	627.793
**D	NATIONAL FARMERS UNION MUTUAL INSURANCE	0	111.801	111.801
**D	JOHN LEWIS PARTNERSHIP TRUST FOR PENSION	0	78.043	78.043
**D	THE BARCLAYS BANK UK RETIREMENT FUND	0	39.735	39.735
**D	THE MASTER TRUST BANK OF JAPAN, LTD. AS TRUSTEE FOR MUTB400045792	0	1.521.723	1.521.723
**D	VANGUARD FID COMPANY EUROPEAN STOCK INDE	0	119.088	119.088
**D	VANGUARD TOTAL INTERNATIONAL STOCK INDEX	0	43.551.836	43.551.836
**D	MTB FOR GOVERNMENT PENSION FDS4828	0	236.011	236.011
**D	THE MASTER TRUST BANK OF JAPAN LTD	0	4.989.801	4.989.801
**D	STATE OF CALI SAV PLUS PROG MASTER TRUST	0	178.237	178.237
**D	DEKA INVE GMBH RE DEKA-PRIVATVORSORGE AS	0	85.000	85.000
**D	DEKA INVEST GMBH RE AGR DENA	0	7.800	7.800
**D	INTERNATIONALE KAPITALSANLAGEGESELLSCHAFT	0	25.000	25.000
**D	DEKA INV. GMBH RE ROLAND MASTERFONDS	0	22.369	22.369
**D	DEKA INVEST GMBH RE BODENSEE-FONDS	0	1.700	1.700
**D	DEKA INV GMBH RE FIDELITAS FUNDMASTER 8	0	31.986	31.986
**D	DEKA INVEST RE INTER-ESSEN-FONDS	0	10.267	10.267
**D	DEKA INVEST RE A-CRISPINUS FUND	0	9.000	9.000
**D	DEKA A-DIM-WETZLAR-FONDS	0	8.350	8.350
**D	DEKA A-DIM-WETZLAR-BALANCED-FONDS	0	9.150	9.150
**D	DEKA INVEST MBH VITUS FIRST VALUE FONDS	0	124.000	124.000
**D	DEKA INVESTMENT GMBH RE AUV-FONDS	0	11.215	11.215
**D	DEKA INVEST GMBH RE DEKA MOLT ASS TOT RE	0	3.021	3.021
**D	DEKA FUND INVESTMENT RE/ A-HORCH-FONDS	0	73.100	73.100
**D	DEKA INVEST MAULBRONN-STROMBERG-FONDS	0	10.650	10.650
**D	DEKA INVESTMENT GMBH RE DEKA-BR 20	0	1.384	1.384
**D	DEKA INVEST. A-NORDHAUSEN 2-FONDS	0	16.655	16.655
**D	DEKA INVESTMENT GMBH RE RANW AKTIEN	0	35.289	35.289

LISTA ESITO DELLE VOTAZIONE

Oggetto: Piano di incentivazione di Lango Termine 2020-2022 e disposizione di azioni proprie al servizio del Piano.
FAVOREVOLI

Badge	Regione Sociale	Proprio	Delega	Totale
**D	DEKA INVESTMENT GMBH RE TBG FONDS	0	2.000	2.000
**D	DEKA INVESTMENT GMBH RE MV-FONDS	0	25.000	25.000
**D	DEKA INV. RE A-STENDALER-ROLANDFONDS I	0	414	414
**D	DEKA INVESTMENT GMBH RE A-KSK FULDA-FOND	0	17.600	17.600
**D	DEKA INVESTMENT GMBH RE S BROKER I FONDS	0	4.530	4.530
**D	DEKA INVESTMENT GMBH RE A-SKGO-FONDS	0	15.500	15.500
**D	DEKA INVESTMENT GMBH RE A-RSD FONDS	0	14.000	14.000
**D	DEKA INVESTMENT GMBH RE A-AMISIA-FONDS	0	30.000	30.000
**D	DEKA INV. GMBH RE BAUTZEN FUNDMASTER	0	65.000	65.000
**D	DEKA INVESTMENT GMBH RE HERZOGTUM I	0	15.000	15.000
**D	DEKA INVESTM GMBH RE A-HECKER-FONDS I	0	34.000	34.000
**D	DEKA INVESTME GMBH RE CHRONOS FUNDMASTER	0	25.000	25.000
**D	SUEBIA FONDS	0	145.317	145.317
**D	OB 2	0	84.803	84.803
**D	EPS	0	54.024	54.024
**D	BMW AG	0	56.579	56.579
**D	VGV POOLFONDS PAL	0	131.020	131.020
**D	DEKA VALUE FLUJS	0	187.700	187.700
**D	RAGS-FUNDMASTER	0	24.642	24.642
**D	UKA-FONDS	0	55.859	55.859
**D	DEAM FONDS VVK 2	0	15.000	15.000
**D	NATIONAL PENSION INSURANCE FUND	0	4.291	4.291
**D	NATIONWIDE INTERNATIONAL INDEX FUND	0	228.836	228.836
**D	INTERNATIONAL FUND MANAGEMENT S.A. RE IF	0	600.000	600.000
**D	DEKA INTERNATIONAL S.A. RE DEKALUX-GLOBA	0	33.395	33.395
**D	DEKA INTERNATIONAL S.A. RE DEKA-EUROPAVA	0	11.212	11.212
**D	T ROME PRICE EUROPEAN STOCK FUND	0	1.261.122	1.261.122
**D	TEMPLETON INSTIT.FONDS-INTL.EQUITY SERIE	0	753.707	753.707
**D	NVIT GS INTERNATIONAL EQUITY INSIGHTS FU	0	161.558	161.558
**D	EQ ADVISORS TR EQ TEMPLE GLOB EQ M VO P	0	23.572	23.572
**D	FLEXSHARES INTERNATIONAL QUALITY DIVIDEND	0	64.881	64.881
**D	NVIT MULTI-MANAGER INTERNATIONAL VALUE F	0	12.093	12.093
**D	EQ ADVISORS TRUST - 1290 VT SMARTBETA EQ	0	2.100	2.100
**D	VANTAGEFTRUST III MAST COLLECT INVE FU TR	0	166.399	166.399
**D	BBP INKA	0	25.134	25.134
**D	THE NATIONAL FARMERS UNION MUTUAL INS LINK PEN	0	24.418	24.418
**D	THE MASTER TRUST BANK OF JAPAN LTD	0	88.533	88.533
**D	THE MASTER TRUST BANK OF JAPAN LTD	0	192.790	192.790
**D	BUREAU OF LABOR FONDS LABOR RETIREMENT FUND	0	4.290	4.290
**D	NEW YORK STATE COMMON RETIREMENT FUND	0	63.300	63.300
**D	STATE OF WYOMING	0	125.801	125.801
**D	MINERWORKERS PENSION SCHEME	0	568.998	568.998
**D	FIDELITY INV.FONDS-FIDELITY INDEX WORLD	0	117.051	117.051

84573/1883



LISTA ESITO DELLE VOTAZIONE

Objetto: Piano di incentivazione di Lungo Termine 2020-2022 e disposizione di azioni proprie al servizio del Piano.
FAVOREVOLI

84573 / 1889

Badge	Ragione Sociale	Proprio	Delega	Totale
**D	FIDELITY INV. FIDELITY INDEX EUROPE EX U	0	159.340	159.340
**D	T.ROME PRICE FUNDS OEIC - CONTINENTAL EU	0	4.604	4.604
**D	AVIVA INVESTORS FUNDS ICVC-AVIVA INVESTORS FUNDS ICVC-AVIVA INCOME FUND	0	154.369	154.369
**D	THE MASTER TRUST BANK OF JAPAN LTD	0	17.506	17.506
**D	BLACKROCK INTERNATIONAL INDEX V.I. FUND OF BLACKROCK VARIABLE SERIES FUNDS INC.	0	32.371	32.371
**D	BLACKROCK MANAG.VOL.V.I. F.OF BLACK.VAR.	0	5.598	5.598
**D	BLACKROCK TACTICAL OPP FD OF BLACK FDS	0	24.865	24.865
**D	THE MASTER TRUST BANK OF JAPAN LTD	0	212.349	212.349
**D	THE MASTER TRUST BANK OF JAPAN LTD	0	1.126.158	1.126.158
**D	BLACKROCK INSTITUTIONAL TRUST COMPA	0	4.774.289	4.774.289
**D	BLACKR INS T COMP NA INV F FOR EMP BEN T	0	16.872.411	16.872.411
**D	BLACKROCK MSCI EAFE EQUITY INDEX NON-LENDABLE FUND	0	618.506	618.506
**D	TRUST AND CUSTODY SERVICES BANK LIMITED	0	211.633	211.633
**D	TRUST AND CUSTODY SERVICES BANK, LTD. AS TRUSTEE FOR MHTB AS TRUSTEE FOR MHAM INTERNATIONAL EQUITY INDEX MOTHER FUND	0	0	0
	18.956	18.956		
**D	VANGUARD INTERNATIONAL VALUE FUND 1	0	5.778.704	5.778.704
**D	VFTC INST TOTAL INT STOCK MARKET IND TRU	0	1.175.052	1.175.052
**D	EUROPE EX-UK ALPHA TILTS ESG SCREEN	0	4.360	4.360
**D	EUROPE EQUITY INDEX ESG SCREENED FU	0	163.302	163.302
**D	MSCI EUROPE EQUITY INDEX FUND B (EU	0	2.108.103	2.108.103
**D	MSCI EUROPE EQUITY ESG SCREENED INDEX FUND B	0	2.933	2.933
**D	MSCI WORLD EQUITY ESG SCREENED INDE	0	510.819	510.819
**D	MSCI WORLD MINIMUM VOLATILITY ESG SCREEN	0	5.668	5.668
**D	TFL PENSION FUND	0	37.442	37.442
**D	BLACKROCK MSCI EMU IMI INDEX FD B (EMUMI	0	2.014	2.014
**D	MSCI ACWI EX-U.S. IMI INDEX FUND B2	0	171.036	171.036
**D	THRIFT SAVINGS PLAN	0	8.892.943	8.892.943
**D	BLACKROCK CDN WORLD INDEX FUND	0	131.838	131.838
**D	BLACKROCK CDN MSCI EAFE INDEX PLUS FUND	0	19.162	19.162
**D	BLACKROCK CDN MSCI EAFE EQUITY INDEX FUN	0	1.125.712	1.125.712
**D	CDN MSCI WORLD EX-CANADA MIN VOLA IND FD	0	51.195	51.195
**D	AVIVA INVESTORS INVESTMENT FUNDS IC	0	40.454	40.454
**D	STICHTING PENSIOENFONDS VOOR HUISARTSEN	0	70.350	70.350
**D	T.ROME PRICE RETIREMENT HYBRID TRUST	0	478.377	478.377
**D	T.ROME PRICE INTERNATIONAL VALUE EQUITY	0	3.717.470	3.717.470
**D	COLUMBIA CAPITAL ALLOCAT MODER CONSER FO	0	3.158	3.158
**D	COLUMBIA CAPITAL ALLOCATION MODER AGG P	0	2.379	2.379
**D	COLUMBIA CAPITAL ALLOCATION MODERATE FO	0	3.412	3.412
**D	COLUMBIA CAPITAL ALLOCATION CONSERVAT FO	0	2.064	2.064
**D	COLUMBIA CAPITAL ALLOCATION AGGRESSIVE P	0	2.818	2.818
**D	KATHERINE C. MOORE CHARITABLE LEAD ANNUITY TRUST II	0	337	337
**D	STATE OF NEW MEXICO STATE INVEST COUNCIL	0	408.870	408.870
**D	NEW YORK LIFE INSURANCE AND ANNUITY CO	0	7.265	7.265

LISTA ESITO DELLE VOTAZIONE

Oggetto: Piano di incentivazione di Lungo Termine 2020-2022 e disposizione di azioni proprie al servizio del Piano.
FAVOREVOLI

Badge	Regione Sociale	Proprio	Delega	Totale
**D	MULTI-MANAGER DIRECTIONAL ALTERNATIVE STRATEGIES FUND	0	5.345	5.345
**D	EQ ADVISORS TRUST - EQ/WELLINGTON E	0	8.101	8.101
**D	MULTI-MANAGER INTERNATIONAL EQUITY STRATEGIES FUND	0	310.593	310.593
**D	JNL FRANKLIN TEMPLETON GRO ALLOCATION FU	0	49.672	49.672
**D	PROVEDA GLOBAL EQUITY, LP	0	1.610	1.610
**D	RETIREMENT PLAN FOR EMPLOYEES OF AETNA INC	0	61.738	61.738
**D	THE KATHERINE MOORE REVOCABLE TRUST	0	12.723	12.723
**D	JAB CONSOLIDATED LTD	0	1.265	1.265
**D	FM KIRBY DTD TRUST 1/3/75 FBO JEFFERSON W KIRBY	0	1.035	1.035
**D	FM KIRBY TRUST DTD 1/3/75 FBO S DILLARD KIRBY	0	3.532	3.532
**D	GLG INVESTMENTS UMBRELLA QIF PLC SUB FUND ELS QIF MASTER	0	236	236
**D	GLG MULTI-STRATEGY FUND	0	24	24
**D	GLG EUROPEAN LONG-SHORT FUND LTD	0	83	83
**D	MAN GLG TOPAZ LIMITED C/O MAPLES CORPORATE SERVICES LIMITED	0	128	128
**D	JAPAN TRUSTEE SERVICES BANK LTD	0	90.905	90.905
**D	FIDELITY PURITAN TF LOW PRICE STOCK FUND	0	4.795.060	4.795.060
**D	JAPAN TRUSTEE SERVICES BANK LTD	0	3.846	3.846
**D	NEUBERGER BERMAN INVESTM FUNDS PLC	0	1.971	1.971
**D	JPMORGAN ETFS (IRELAND) ICAV	0	2.064	2.064
**D	FIDELITY GROUP TRUST FOR EMPLOYEE BEN PL	0	743.952	743.952
**D	SCHRODER INTERNAT MULTI-CAP EQUITY TRUST	0	710.803	710.803
**D	THE MASTER TRUST BANK OF JAPAN LTD	0	51.414	51.414
**D	ANIMA SGR SPA - ANIMA VISCONTEO PLUS	0	213.016	213.016
**D	ANIMA SGR SPA	0	108.498	108.498
**D	ANIMA SGR SPA ANIMA CRESCITA ITALIA	0	539.468	539.468
**D	ANIMA ITALIA ANIMA SGR	0	1.898.034	1.898.034
**D	ANIMA VISCONTEO ANIMA SGR SPA	0	1.147.277	1.147.277
**D	ANIMA SFORZESCO ANIMA SGR SPA	0	559.209	559.209
**D	ANIMA SGR SPA - GESTIELLE PRO ITALIA	0	35.000	35.000
**D	ALETTI GES ABS RE	0	72.284	72.284
**D	ALETTI GES C MT IV	0	8.714	8.714
**D	ALETTI GES C MT V	0	142.217	142.217
**D	WHOLESALE UNIT TRUST GLOBAL SHS FUND 5	0	17.706	17.706
**D	MERCER UNHEDGED OVERSEAS SHARES TRUST	0	34.208	34.208
**D	FD INTERNATIONAL SHARE FUND 1	0	43.699	43.699
**D	AMP CAPITAL SPEC-INTERN SHARE FUND	0	22.058	22.058
**D	LBPM ISR AVENIR EURO	0	7.523	7.523
**D	FCX LBPM ACTIONS VALUE EURO	0	1.098.291	1.098.291
**D	LBPM ACTIONS EURO LARGE CAP	0	171.892	171.892
**D	LBPM IPC REVISIONS ISR	0	279.386	279.386
**D	FCF LBPM DIVERSIFIE FOCUS OBLIG 3 5	0	12.193	12.193
**D	FCF LBPM IRC ACTIONS EURO MIN VAR	0	75.755	75.755
**D	ACTIAM RESPONSIBLE INDEX FUND EQUITY EUR	0	525.437	525.437

84573/1885

LISTA ESITO DELLE VOTAZIONE

Oggetto: Piano di incentivazione di Lungo Termine 2020-2022 e disposizione di azioni proprie al servizio del Piano.
FAVOREVOLI

Badge	Ragione Sociale	Proprio	Delega	Totale
**D	CM EUROPE ACTIONS	0	31.235	31.235
**D	FCP GAILLON NATURAL RESOURCES	0	20.000	20.000
**D	FCP CM-CIC EURO ACTIONS	0	147.594	147.594
**D	FCP CM FRANCE ACTIONS	0	958.746	958.746
**D	FCP UNION FRANCE	0	138.274	138.274
**D	FCP UNION EUROPE	0	330.657	330.657
**D	FCP UNI 1	0	16.608	16.608
**D	VALORATIONS	0	28.000	28.000
**D	FCP SAINT ARBOGAST	0	1.611	1.611
**D	FCPE ACCOR DIVERSIFIE	0	3.245	3.245
**D	FCP SCORE SIGMA	0	3.810	3.810
**D	FCP SCORE SAKA	0	1.879	1.879
**D	FCP SCORE 620	0	692	692
**D	FCP TROUVU	0	217	217
**D	FCPE LAGARDERE PUBLICITE AUDIO	0	156	156
**D	OTIS EP DIVERSIFIE	0	6.257	6.257
**D	FCP ES GESTION EQUILIBRE	0	95.257	95.257
**D	FCP ES DYNAMIQUE	0	58.791	58.791
**D	FCP SCORE 2012	0	1.129	1.129
**D	ADREA DIVERSIFIE FRANCHE COMTE	0	1.054	1.054
**D	FCP MARIE	0	2.467	2.467
**D	FCP SCORE M A R S	0	83	83
**D	FCP ARPEGE ACTIONS	0	4.178	4.178
**D	FCP EPTA	0	3.317	3.317
**D	FCP FAMILIE FERRAND	0	949	949
**D	FCP PYRENEES GLOBAL	0	4.696	4.696
**D	FCP ASSOC GROUPE SAINT SAUVEUR	0	1.782	1.782
**D	FCPE GROUPE SAMSE	0	8.008	8.008
**D	FAMEM F	0	1.091	1.091
**D	FCP CONGREGATION DES SOEURS DE LA CROIX	0	373	373
**D	FCPE CONVERGENCE ACTIONS EUROPE	0	200	200
**D	FCPE FONCIL	0	9.265	9.265
**D	FCP OFFENSIF AIR LIQUIDE EXPANS	0	8.843	8.843
**D	RP FAMILY	0	764	764
**D	FCP PRIEURE MARQUET	0	1.697	1.697
**D	FCP UEM DIVERSIFICATION	0	643	643
**D	FCP C.A.A.A. 68	0	716	716
**D	E F M 26	0	1.469	1.469
**D	FCP SEQUOIA	0	2.000	2.000
**D	FCPE AI DIVERSIFIE	0	1.610	1.610
**D	FCPE FCP OCP	0	7.632	7.632
**D	FCP DOSKONIEV	0	700	700
**D	FCP SACRE COEUR	0	2.000	2.000

84573 / 1886

LISTA ESITO DELLE VOTAZIONE

Oggetto: Piano di incentivazione di Lungo Termine 2020-2022 e disposizione di azioni proprie al servizio del Piano.
FAVOREVOLI

Badge	Regione Sociale	Proprio	Delega	Totale
**D	DIVINE PROVIDENCE JMM	0	1.000	1.000
**D	FCP TVN 2018	0	1.000	1.000
**D	FCP SCORE ACTIONS	0	1.000	1.000
**D	STOCKS FINANCES	0	1.500	1.500
**D	1504 FCP TRALES AVIONICS	0	2.412	2.412
**D	STAUBLI 80 20 CREDIT MUTUEL FCPE	0	8.000	8.000
**D	STAUBLI 50 50 CREDIT MUTUEL FCPE	0	5.000	5.000
**D	FCP SCORE THANNY	0	606	606
**D	FCP SCORE SAINT JOSEPH	0	575	575
**D	FCP SCORE PILLAUD	0	849	849
**D	FCP SCORE ORMESSON	0	2.320	2.320
**D	FCP SCORE M O	0	643	643
**D	FCP SCORE GALIEN	0	2.831	2.831
**D	FCP SCORE AUMEX	0	1.776	1.776
**D	FCP SCORE AD BESANCON	0	1.992	1.992
**D	FCP PIPE LINE SUD EUROPEEN	0	1.384	1.384
**D	FCP PATRIMOINE PLACEMENT 5	0	1.036	1.036
**D	FCP PATRIMOINE PLACEMENT 3	0	2.174	2.174
**D	FCP PATRIMOINE PLACEMENT 2	0	653	653
**D	LEXMARK DYNAMIQUE	0	2.371	2.371
**D	FCP GUTENBERG	0	2.377	2.377
**D	FCP GROUPE FORD FRANCE	0	2.119	2.119
**D	FCP GESTION PLACEMENT 1	0	743	743
**D	1515 FCP GERARD PERRIER	0	1.629	1.629
**D	1448 FCPE GS FACTOFRANCE	0	1.828	1.828
**D	FREESCALE DIVERSIFIE	0	6.763	6.763
**D	1584 FCP FERTILSODEBO	0	2.751	2.751
**D	FCP EUROP ASSISTANCE DIVERSIFIE	0	875	875
**D	FCP ESSO DIVERSIFIE	0	40.000	40.000
**D	FCP CRYOSTAR FRANCE	0	267	267
**D	FCP CR RIVER LABORATOIRES FRANCE	0	1.694	1.694
**D	FCP CAFSUGEL	0	3.875	3.875
**D	FCP PROVENCE DIVERSIFIE	0	230	230
**D	1262 FCP BEHR FRANCE	0	58	58
**D	FCPE AREVA ACTIONS	0	17.982	17.982
**D	APA SOLIDARITE FCP	0	1.235	1.235
**D	ACM ACTIONS PLUS	0	1.682	1.682
**D	ACM ACTIONS	0	1.210	1.210
**D	HSBC GLOBAL RESOURCES ENERGY MOTHER FUND	0	64.713	64.713
**D	MAINFRANKEN WERTKONZEPT AUSGEMOSEN	0	90.000	90.000
**D	KUWAIT FUND FOR ARAB ECONOMIC DEVELOPME	0	156.459	156.459
**D	SCHRÖDER GLOBAL ENHANCED INDEX FUND	0	40.932	40.932
**D	AXA EQUITABLE LIFE INSURANCE CO	0	28.148	28.148

84573/1887

84573 1888

LISTA ESITO DELLE VOTAZIONI

Oggetto: Piano di incentivazione di Lungo Termine 2020-2022 e disposizione di azioni proprie al servizio del Piano.
FAVOREVOLI

Badge	Regione Sociale	Proprio	Delega	Totale
**D	SCHRODER GLOBAL ACTIVE VALUE FUND	0	32.131	32.131
**D	SCHRODER GLOBAL RECOVERY FUND	0	907.079	907.079
**D	SCHRODER PENSION MANAGEMENT LTD	0	35.146	35.146
**D	EQ ADVISORS TRUST - EQ/AB DYNAMIC MODERA	0	102.922	102.922
**D	MFS GLOBAL TOTAL RETURN FUND	0	509.461	509.461
**D	EQ ADV TRUST EQ/INT. EQ. INDEX PORTFOLIO	0	550.559	550.559
**D	EQ ADVISORS TRUST - EQ/WELLINGTON E	0	21.574	21.574
**D	MFS GLOBAL ALTERNATIVE STRATEGY FUND	0	5.664	5.664
**D	MFS INSTITUTIONAL INTERNATIONAL EQUITY F	0	6.116.128	6.116.128
**D	MFS DIVERSIFIED INCOME FUND	0	329.572	329.572
**D	JPM FUND ICVC-JPM MULTI-ASSET INCOME FD	0	13.339	13.339
**D	SCHRODER MOORGATE I FUND	0	123.014	123.014
**D	SCHRODER DIVERSIFIED GROWTH FUND	0	36.288	36.288
**D	DEKA INTERNATIONAL S.A. RE DEKAMULTI ASSET ENTRAG	0	6.000	6.000
**D	EQ ADVISORS TRUST-AXA/AB DYNAMIC GROWTH	0	23.287	23.287
**D	BUREAU OF LABOR FUNDS- LABOR PENSION FUND	0	1.138	1.138
**D	BUREAU OF LABOR FUNDS- LABOR PENSION FUND	0	377	377
**D	BUREAU OF LABOR FUNDS- LABOR PENSION FUND	0	207	207
**D	BUREAU OF LABOR FUNDS- LABOR RETIREMENT FUND	0	13.032	13.032
**D	BUREAU OF LABOR FUNDS- LABOR PENSION FUND	0	8.212	8.212
**D	BUREAU OF LABOR FUNDS- LABOR PENSION FUND	0	34.717	34.717
**D	BUREAU OF LABOR FUNDS- LABOR PENSION FUND	0	562.164	562.164
**D	MISSOURI EDUCATION PENSION TRUST	0	9.130	9.130
**D	SCHRODER ADVANCED BETA GLOBAL EQUITY SMA	0	3.250.416	3.250.416
**D	SCHRODER INCOME FUND	0	1.780.611	1.780.611
**D	SCHRODER INCOME MAXIMSER	0	160.731	160.731
**D	SCHRODER RESPONSIBLE VALUE UK EQUITY FUN	0	247.673	247.673
**D	SCHRODER QEP GLOBAL ACTIVE VALUE FUND	0	804.874	804.874
**D	SCHRODER EUROPEAN RECOVERY FUND	0	1.129.384	1.129.384
**D	SCHRODER GLOBAL EQUITY INCOME FUND	0	221.322	221.322
**D	SCHRODER QEP GLOBAL CORE FUND	0	0	0
**D	TRUST AND CUSTODY SERVICES BANK LTD AS TRUSTEE FOR FEDERATION OF NATIONAL PUBLIC SERVICE PERSONNEL MUTUAL AID ASSOCIATIO	146.140	0	146.140
**D	JPMORGAN DIVERSIFIED RETURN GLOB EQ ETF	0	8.834	8.834
**D	JPMORGAN INSURANCE TRUST INCOME BUILD PO	0	1.038	1.038
**D	JPMORGAN INCOME BUILDER FUND	0	120.928	120.928
**D	JPMORGAN GLOBAL ALLOCATION FUND	0	6.343	6.343
**D	JPMORGAN BETABUILDERS EUROPE ETF	0	282.377	282.377
**D	JPMORGAN BETABUILDERS INTERNATIONAL	0	8.410	8.410
**D	JPMORGAN DIVERSIF RETURN INTERNAT EQ ETF	0	167.919	167.919
**D	JPMORGAN DIVERSIFIED RETURN EUROPE EQUITY ETF	0	3.981	3.981
**D	JPMORGAN DIVERSIFIED FUND	0	9.278	9.278
**D	MFS INTERNATIONAL RESEARCH EQUITY LLC	0	26.422	26.422
**D	VERMONT PENSION INVESTMENT COMMITTE	0	185.155	185.155

LISTA ESITO DELLE VOTAZIONE

Oggetto: Piano di incentivazione di Lungo Termine 2020-2022 e disposizione di azioni proprie al servizio del Piano.
FAVOREVOLI

Badge	Ragione Sociale	Proprio	Delega	Totale
**D	U S STEEL CORPO REPRES RETIERS BENEF TR	0	3.646	3.646
**D	MASTER TRUST FOR THE SIEMENS MEDICAL SOL	0	104.299	104.299
**D	OPENHEIMER GLOBAL MULTI-ASSET GROWTH FUND	0	11.943	11.943
**D	MASTER TRUST FOR SIEMENS PENSION PLANS	0	32.357	32.357
**D	MASTER TRUST FOR SIEMENS SAVINGS PLANS	0	157.478	157.478
**D	COMMINGLED PENSION TRUST FUND (INTREPID INTERNATIONAL) OF JPMORGAN CHASE BANK	0	1.044.705	1.044.705
**D	SCHRODER GLOBAL MULTI-CAP VALUE PORTFOLIO L.P	0	9.096	9.096
**D	THE THALIDOMIDE CHILDRENS TRUST	0	22.630	22.630
**D	INTERNATIONALE KAPITALANLAGEGESELLSCHAFT MBH	0	1.892.665	1.892.665
**D	SONDERVERMOGEN INKA TERTIUS	0	10.863	10.863
**D	SONDERVERMOGEN PKMF INKA	0	64.805	64.805
**D	INTERNATIONALE KAPITALANLAGEGESELLSCHAFT MBH YORKSTR. 21, OSSELDORF, 40476 GERMANY	0	945.377	945.377
**D	HSBC ETFs	0	69.752	69.752
**D	FRANKLIN TEMPLETON SHARIAH FUNDS 8A	0	69.056	69.056
**D	HSBC GLOBAL INVESTMENT FUNDS	0	38.023	38.023
**D	HSBC ETFs PLC	0	139.221	139.221
**D	HSBC INSTITUTIONAL TRUST SERVICES IRELAND LIMITED RE 1 GRAND CANAL SQUARE GRAND CANAL HARBOUR, DUBLIN , IRELAND	0	0	131.988
	131.988			
**D	THE PRUDENTIAL ASSURANCE COMPANY LTD	0	1.775.031	1.775.031
**D	PRUDENTIAL PENSIONS LIMITED	0	124.897	124.897
**D	ROYAL LONDON GROUP PENSION SCHEME	0	38.621	38.621
**D	HSBC EUROPEAN INDEX FUND	0	842.636	842.636
**D	REASSURE LIMITED	0	681.672	681.672
**D	HSBC GLOBAL FUND ICAY	0	1.844	1.844
**D	AI UK EQUITY INCOME FUND	0	100.423	100.423
**D	FRIENDS LIFE FUNDS LIMITED	0	347.449	347.449
**D	FRIENDS LIFE AND PENSIONS LIMITED PIXHAM END	0	691.785	691.785
**D	AI 50:50 GLOBAL EQUITY FUND	0	395.107	395.107
**D	AI DISTRIBUTION LIFE FUND	0	46.850	46.850
**D	AI STRATEGIC GLOBAL EQUITY FUND	0	200.378	200.378
**D	FTSE ALL WORLD INDEX FUND	0	170.964	170.964
**D	TEMPLETON EUROPEAN EQUITY MASTER FUND	0	4.167	4.167
**D	AIA GLOBAL MULTI-FACTOR EQUITY FUN HSBC FRANCE	0	2.628	2.628
**D	MARITIME AND PORT AUTHORITY OF SINGAPORE	0	1.010	1.010
**D	HSBC LIFE (INTERNATIONAL) LIMITED	0	162.948	162.948
**D	HSBC MANAGED GROWTH FUND	0	18.201	18.201
**D	HSBC MANAGED BALANCED FUND	0	11.280	11.280
**D	JPMORGAN MULTI-BALANCED FUND	0	1.920	1.920
**D	SCHRODER IN F.F. ADV.GL.EQUITY.FU	0	25.565	25.565
**D	HSBC P IN F.HSBC POOLED GLOBAL EQUITY FD	0	38.050	38.050
**D	JPMORGAN MULTI-INCOME FUND	0	49.454	49.454
**D	HSBC POOLED INVESTMENT FUND 1 QUEEN'S ROAD, CENTRAL, HONG KONG, HONG KONG	0	170.000	170.000
**D	HSBC GLOBAL POWER RESOURCES EQUITY FUND	0	59.397	59.397

84573/1889

2547

LISTA ESITO DELLE VOTAZIONE

Oggetto: Piano di incentivazione di Lungo Termine 2020-2022 e disposizione di azioni proprie al servizio del Piano.

FAVOREVOLI


Badge	Regione Sociale	Proprio	Delega	Totale
**D	HSEC EURO MULTI-ASSET INCOME FUND	0	20.919	20.919
**D	HANG SENG INSURANCE COMPANY LIMITED	0	62.756	62.756
**D	BEST INVESTMENT CORPORATION	0	364.682	364.682
**D	TRUST & CUSTODY SERVICES BANK LTD	0	342.752	342.752
**D	TRUST & CUSTODY SERVICES BANK LTD AS TRUSTEE FOR PENSION INVESTMENT FUND TRUST NUMBER 21	0	43.223	43.223
**D	MHTB (LUX)/TMA UMBRELLA FUND-GLOBAL EQUI	0	11.000	11.000
**D	TMA UMBRELLA FD-TMA ACWI EX-JAPAN PORTEF.	0	16.400	16.400
**D	INV. DANESKE INVEST EUROPA INDEKS KL	0	128.588	128.588
**D	INV. DANESKE INVEST GLOBAL INDEKS KL	0	11.321	11.321
**D	INV DAN INV SEL GLOB EQUITY SOL AKK KL	0	49.742	49.742
**D	INV PROCAPTURE EUROPE INDEX FUND ACC KL	0	489.135	489.135
**D	GLOBAL AC INDEX FUND - ACCUMULATING KL	0	77.224	77.224
**D	PROFIL INVEST DANICA PENSJON NORGE	0	106.440	106.440
**D	AEDELING DANICA LINK - INDEKS GLOBALE AKTIER	0	11.080	11.080
**D	KAPITALFOR DANESKE INVEST INSTITUTT DANICA PENSIONS - AKTIER	0	390.687	390.687
**D	DANICA PENSION LIVSFORSIKRINGSAKTIESELSKAB	0	59.661	59.661
**D	DANESKE BANK PULJER	0	74.283	74.283
**D	CAISSE INTER ENTREP DE PREV PROFES CIEPP	0	215.849	215.849
**D	UNIVERSITE DE GENEVE	0	38.178	38.178
**D	BAYERNINVEST VECO-FONDS B. KAPITALVERWALTUNGSGESELLSCHAFT	0	25.918	25.918
**D	BAYERNINVEST VALHE PLUS FONDS	0	202.000	202.000
**D	BAYERN INVEST LIBI-FONDS B. KAPITALVERWALTUNGSGESELLSCHAFT	0	31.722	31.722
**D	SWISSCARTO FONDSLEITUNG AG	0	1.086.728	1.086.728
**D	SCOR SE PC SEGMENT	0	557.000	557.000
**D	SCOR SWITZERLAND ASSET SERVICES AG	0	215.000	215.000
**D	WIF-EUROPE OPPORTUNITIES FUND	0	62.320	62.320
**D	NRMS GHDE SCH ACCOUNT	0	560.200	560.200
**D	SWISS NATIONAL BANK	0	11.907.281	11.907.281
**D	ACM MUT FONDS GENERAL	0	459.900	459.900
**D	ACM IARD SA	0	277.590	277.590
**D	ACM VIE SA FONDS GENERAL	0	2.236.751	2.236.751
**D	SMITH & WILLIAMSON OVERSEAS	0	650	650
**D	BAYERNINVEST KAPITALVERWALTUNGSGESELLSCHAFT MBH	0	1.469.059	1.469.059
**D	ALPHA ARCHITECT INTERNATIONAL QUANTITATI	0	139.620	139.620
**D	LOMBARD ODIER FUNDS (SWITZERLAND) SA I3D	0	247.895	247.895
**D	FIDUCIARY TRUST COMPANY INTERNATIONAL AS AGENT FORUS CLIENTS	0	334	334
**D	KUTYABANK GESTION SGIIC S.A.	0	222.872	222.872
**D	VIDACAIKA, S.A.	0	834.434	834.434
**D	CAIXABANK ASSET MANAGEMENT SGIIC SA	0	390.547	390.547
**D	NATIONAL WESTMINSTER BANK	0	39.967	39.967
**D	RUSSELL INVESTMENTS INSTITUTIONAL FUNDS	0	16.789	16.789
**D	BLUEBAY GLOBAL CONVERTIBLE BOND FUND	0	75.176	75.176
**D	BLUEBAY US GLO CONV BND FND	0	2.650	2.650

LISTA ESITO DELLE VOTAZIONE

Oggetto: Piano di incentivazione di Lungo Termine 2020-2022 e disposizione di azioni proprie al servizio del Piano.
FAVOREVOLI

Badge	Ragione Sociale	Proprio	Delega	Totale
**D	RBC FUNDS FOR BLUEBAY GLOBALMON THLY INCOME BOND FUND	0	36.893	36.893
**D	CENTRICA COMBINED COMMONINVESTMENT FUND LIMITED	0	37.474	37.474
**D	BLUEBAY FUNDS - BLUEBAY GLOBAL CONVERTIBLE BOND FUND	0	47.350	47.350
**D	PB SSGA INTL EQ TAX	0	33.357	33.357
**D	IQ 500 INTERNATIONAL ETF	0	75.835	75.835
**D	SUBSIDIZED SCHOOLS PROVIDENT FUND	0	23.620	23.620
**D	GNPF COL EAFE GIINRA Q	0	5.100	5.100
**D	CENTRAL PENSION FUND OF THE INTERNATIONAL UNION OF OPERATINGENGINEERS AND PARTICIPATING EMPLOYERS	0	40.403	40.403
**D	VOYA GLOBAL HIGH DIVIDEND LOW VOLATILITY FUND	0	5.100	5.100
**D	STICHTING SPOORWEGPENSIOENFONDS	0	146.450	146.450
**D	STICHTING BEDRIJFSTAKPENSIOENFONDS	0	25.142	25.142
**D	THE CONSOLIDATED EDISON PENSION PLAN MASTER TRUST	0	180.748	180.748
**D	DEP OF SSGA NOMUS EQUITY B2	0	15.008	15.008
**D	DEP OF SSGA NOMUS EQUITY B1	0	13.158	13.158
**D	DEP OF SSGA NOMUS EQUITY R2	0	17.646	17.646
**D	DEP OF SSGA NOMUS EQUITY H1	0	10.174	10.174
**D	ST PF UNILEVER POS SCREENING PANEUR	0	484.200	484.200
**D	USMIA GLOBAL EQUITY	0	8.251	8.251
**D	MIRF ARROWSTREET FOREIGNL	0	114.332	114.332
**D	MIRF MFS FOREIGN LARGE	0	148.721	148.721
**D	MIRF FISHER FRN LRG	0	180.909	180.909
**D	MARANIC II LLC	0	6.657	6.657
**D	MULTI ADVISOR FUNDS INTERNATIONAL EQUITY VALUE FUND	0	56.384	56.384
**D	DEUTSCHE ASSET MANAGEMENT INVESTMENT GMBH ON BEHALF OF DEUTSCHE DCG EQ	0	23.939	23.939
**D	PRINCIPAL DIVERSIFIED SELECT REAL ASSET FUND	0	9.717	9.717
**D	TENNESSEE VALLEY AUTHORITY ASSET RETIREMENT TRUST	0	16.531	16.531
**D	VY FRANKLIN INCOME PORTFOLIO	0	10.614	10.614
**D	FFI STRATEGIES PORTFOLIO	0	3.769	3.769
**D	ALAMOSIA LLC	0	1.235	1.235
**D	INTL EQUITY FUND MONDRIAN	0	1.646.394	1.646.394
**D	CANDENCE GLOBAL EQUITY FUND LP	0	529	529
**D	DRMA LTD	0	71.775	71.775
**D	C9W CIW FD PARAMETRIC	0	9.161	9.161
**D	WF FAINT STATE STREET GLOBAL SERV	0	22.880	22.880
**D	CENTRAL PENSION FUND OF THE INT. UNION OF OPERATINGENGINEERS AND PARTICIPATING EMPLOYERS	0	189.841	189.841
**D	MANULIFE MULTIFACTOR DEVELOPED INTERNATIONAL INDEX	0	16.059	16.059
**D	CERVURITE INTERNATIONAL LLC	0	20.710	20.710
**D	1975 IRREV TRUST OF C D MEYERHAEUSER	0	1.768	1.768
**D	CDW 73 IRS PARA GL	0	1.544	1.544
**D	MOTHER CABRINI HEALTH FOUNDATION, INC.	0	35.397	35.397
**D	BARNARD COLLEGE	0	7.629	7.629
**D	THE ALAIN LEGER FAMILY TRUST	0	20.410	20.410
**D	CORONATION FUND MANAGERS PTY LIMITED	0	11.160	11.160

845734891



LISTA ESITO DELLE VOTAZIONE

Oggetto: Piano di incentivazione di Lungo Termine 2020-2022 e disposizione di azioni proprie al servizio del Piano.
FAVOREVOLI

84573/1892

Badge	Ragione Sociale	Proprio	Delega	Totale
**D	JOHN M MC DONOUGH IRRAR MAN AND NAPIER	0	710	710
**D	G MCLACHLAN DECL TR-MANNING-NAPIER	0	1.051	1.051
**D	J MCCARTNEY 12-30-97 MANNING-NAPIER	0	1.004	1.004
**D	J HANSEN REV TR 4 29 81 MANNING	0	2.407	2.407
**D	PATRICK R HANS MANNING AND NAPIER	0	513	513
**D	GRUSECKI NEXGEN LLC MANNING AND NAPIER	0	1.263	1.263
**D	GOLDER 2007 FEM TR MANNING AND NAPIER	0	1.328	1.328
**D	THOMAS C GAPUTIS REV TR MANNING	0	880	880
**D	WILLIAM FOOTE 95 TR MANNING AND NAPIER	0	849	849
**D	L BUONANNO TR TEMPLE SMITH SR M AND N	0	2.929	2.929
**D	OPUS FINANCIAL LLC MANNING AND NAPIER	0	5.264	5.264
**D	CJB FAMILY TR 06-15-00-MANNING	0	2.380	2.380
**D	CJB CRUT II 11 27 06 MANNING	0	1.660	1.660
**D	CJB CRUT 5 1 01 MANNING	0	3.152	3.152
**D	JEFFREY S ARONIN REV TRUST SUB	0	3.166	3.166
**B	TANGLIN CLAYMORE LLC MANNING	0	794	794
**D	CATHERINE SLARK TR MANNING AND NAPIER	0	728	728
**D	OLIVE MC CARTHY 2009 TRUST-MANNING	0	830	830
**D	BUNRAFFY HOLDINGS, LLC-MANNING INTL	0	638	638
**B	THE MALUTH FAMILY TRUST-MANNING-SUB	0	904	904
**D	FANCELLI FDN, INC. (SPECIAL) -MANNING	0	1.475	1.475
**D	DEBORAH A. SCHMIDT REV TR-MANNING	0	749	749
**D	J G FENCIK TR-MANNING AND NAPIER SUB	0	1.916	1.916
**D	R C DELL TRUST MANNING AND NAPIER ADV	0	950	950
**D	JAMES J BAKKE 1987 TRUST MANNING	0	2.937	2.937
**D	ALMEIDA FAMILY LEGACY TR MANNING	0	596	596
**D	ELIZABETH E. RIORDAN 1997 TR MANNING	0	1.149	1.149
**D	B4306 FRB M LUND REV TR	0	1.639	1.639
**D	VOLUNTARY EMPLOYEES BENEFICIARY ASSOCIATION SOUTHERN CALIFORNIA EDISON COMPANY	0	8.034	8.034
**D	THE MANUFACTURERS LIFE INSURANCE COMPANY	0	12.281	12.281
**D	2054 APG DME BLACKR	0	41.495	41.495
**D	MORRIS 1992 GIFT TR FOR ELLEN M AND N	0	1.770	1.770
**D	A BERGDOLL REV TR MANNING AND NAPIER	0	747	747
**D	QUIGG VENTURES LLC MANNING AND NAPIER	0	997	997
**D	INVESCO MARKETS II PLC	0	8.620	8.620
**D	WILM MULTI MGR ALT FD ANALYTIC INV	0	21.499	21.499
**D	ARROWSTREET COLLECTIVE INVESTMENT TRUST	0	42.325	42.325
**D	RWSF CIT EASE	0	536.877	536.877
**D	RWSF ACHIEVUS	0	471.357	471.357
**D	FISHER INVESTMENTS INSTITUTIONAL GROUP ESG STOCK FUND FOR RETIREMENT PLANS	0	61	61
**D	FISHER INVESTMENTS INSTITUTIONAL GROUP STOCK FUND FOR RETIREMENT PLANS	0	58	58
**D	GLOBAL ATLANTIC GOLDMAN SACHSGLOBALEQUITY INSIGHTS PORTFOLIO	0	2.972	2.972
**D	GLOBAL ATLANTIC BLACKROCK DISCIPLINED INTERNATIONAL CORE PORTFOLIO	0	3.871	3.871

LISTA ESITO DELLE VOTAZIONE

Oggetto: Piano di incentivazione di Lungo Termine 2020-2022 e disposizione di azioni proprie al servizio del Piano.
FAVOREVOLI

Badge	Ragione Sociale	Proprio	Delega	Totale
**D	SHELL CANADA 2007 PENSION PLAN	0	31.629	31.629
**D	FIDELITY SALEM STREET TRUST FIDELITY SAI INTERNATIONAL INDEX FUND	0	999.834	999.834
**D	SHELL CANADA 2007 PENSION PLAN 400	0	23.127	23.127
**D	TEXAS UTILITIES QUAL NDT PARTNERSHIP	0	4.545	4.545
**D	RCB AVOIRS FIA	0	20.790	20.790
**D	RCB AVOIRS OPCVM	0	655.500	655.500
**D	ZVK DEAM SPK	0	72.000	72.000
**D	RCB OMNIBUS	0	17.545	17.545
**D	ALAS INV SERVICESMONDRIAN INV	0	84.263	84.263
**D	UND INVESTMENT PARTNERSHIP COMPANY	1	1	1
**D	ADVANCED SERIES TRUST AST T ROME PRICE GROWTH OPPORTUNITIES PORTFOLIO GATEWAY CENTER	0	118.259	118.259
**D	AST TRP DIVERS REAL GRTH PORT FDMO	0	6.128	6.128
**D	GREAT WEST CORE STRATEGIES INTERNATIONAL EQUITY FUND	0	8.861	8.861
**D	DF INTERNATIONAL STOCK INDEX FUND	0	112.646	112.646
**D	MATWEST IDS DEP BNYM RM GLO EQ FUND	0	5.281	5.281
**D	THE NATURE CONSERVANCY WORLDWIDE OFFICE	0	7.061	7.061
**D	GS TACS MARKET CONTINUOUS INTERNATIONAL	0	123.960	123.960
**D	NON US EQUITY MERS PORT 4 LSV	0	132.100	132.100
**D	UNEMPLOYMENT PENSION FUND	0	19.467	19.467
**D	LEGAL AND GENERAL UCITS ETF PLC	0	83.935	83.935
**D	THE BANK OF NEW YORK MELLON (INTERNATIONAL) LIMITED AS TRUSTEE FOR LIONTRUST EUROPEAN INCOME FUND	0	106.316	106.316
**D	THE BANK OF NEW YORK MELLON (INTERNATIONAL) LIMITED AS TRUSTEE FOR LIONTRUST EUROPEAN ENHANCED INCOME FUND	0	0	0
	38.524			
**D	NATIONAL BANK TRUST	0	169.285	169.285
**D	CADENCE GLOBAL EQUITY FUND LP	0	2.156	2.156
**D	VANGUARD EUROPEAN STOCK INDEX FUND	0	4.427.929	4.427.929
**D	WESPATH FUNDS TRUST	0	14.021	14.021
**D	VANGUARD FTSE ALL-WORLD EX US INDEX FUND	0	4.572.028	4.572.028
**D	VAERDIPAPIRFONDEN SPARINVEST INDEX	0	28.091	28.091
**D	THE HARTFORD RETIREMENT PLAN TRUST FOR US EMPLOYEES	0	43.168	43.168
**D	SUBSIDIZED SCHOOLS F FUND NORTHERN	0	25.940	25.940
**D	INTERNATIONAL EQUITY FUND	0	127.007	127.007
**D	OLD WESTBURY ALL CAP ESG FUND	0	18.406	18.406
**D	QS STRATEGIC REAL RETURN FUND	0	5.776	5.776
**D	55041 KUP GLOBALE AKTIER IV	0	4.457	4.457
**D	55002 UP EUROPAEISKE AKTIER	0	335.355	335.355
**D	KAPITALFORENINGEN EMD INVEST GLOBALE AKTIER III	0	31.905	31.905
**D	KAPITALFORENINGEN EMD INVEST GLOBALE AKTIER II	0	26.221	26.221
**D	MSAR SCHRODER	0	84.264	84.264
**D	AUTORIDADE MONETARIA DE MACAU	0	68.088	68.088
**D	XTRACKERS MSCI KOKUSAI EQUITY ETF	0	2.651	2.651
**D	BNY MELLON INTERNATIONAL EQUITY ETF	0	5.128	5.128
**D	RPTCL GRPF RAILPEN IVAL	0	2.071.245	2.071.245

84573/1893

LISTA ESITO DELLE VOTAZIONE

Oggetto: Piano di incentivazione di Lungo Termine 2020-2022 e disposizione di azioni proprie al servizio del Piano.
FAVOREVOLI

Badge	Ragione Sociale	Proprio	Delega	Totale
**D	NORFOLK COUNTRY RETIREMENT SYSTEM	0	40.132	40.132
**D	IVY PROSHARES MSCI ACWI INDEX FUND	0	5.431	5.431
**D	BCT POOLED INVESTMENT FUND SERIES SMARTEUROPEAN EQUITY FUND	0	22.174	22.174
**B	STEWARDSHIP FOUNDATION	0	2.359	2.359
**D	SEQUOIA FOUNDATION	0	227	227
**D	FOREST FOUNDATION	0	443	443
**D	JOHN SPEARS GRAT I DTD	0	11.225	11.225
**D	JOHN D SPEARS GRAT 1 DTD 2 20 2009 FNONAMA SPEARS	0	5.225	5.225
**D	CAROL SPEARS TWKF3506002 JOHN SPEARS	0	1.975	1.975
**B	JOHN D. SPEARS REVOCABLE TRUST	0	61.500	61.500
**D	THE UNIVERSITY COURT OF THE UNIVERSITY OF GLASGOW	0	19.590	19.590
**D	THE COMMONWEALTH FUND	0	1.536	1.536
**D	UNIVERSITY OF WISCONSIN	0	95.503	95.503
**D	PAUL ARTHUR BONDOR PAGE LEIGH BONDOR JT TEN	0	711	711
**D	JULES M LASER MANNING AND WAPIER	0	650	650
**D	PANAGORA RISK PARITY MULTI ASSET MASTER FUND LTD	0	36.435	36.435
**D	R K MELLON INTERNATIONAL FUND	0	76.357	76.357
**D	RICHARD KING MELLON FDN	0	132.232	132.232
**D	WBW TRUST NUMBER ONE	0	1.114	1.114
**D	UPMC EMO FCP	0	43.704	43.704
**D	CF DV DYNAMIC GROWTH FUND	0	1.030	1.030
**D	CF DV INTERNATIONAL STOCK INDEX FUND	0	104.672	104.672
**D	THE BANK OF NEW YORK MELLON EMPLOYEE BENEFIT COLLECTIVE INVESTMENT FUND PLAN	0	1.934.606	1.934.606
**D	BNYM EB DYNAMIC GWTH MCM	0	3.907	3.907
**D	PACIFIC FUNDS DIVERSIFIED INCOME	0	816	816
**D	1895 FONDS EGR	0	405.328	405.328
**D	PRINCIPAL FUNDS INC DIVERSIFIED REAL ASSET FUND	0	182.635	182.635
**D	PHILADELPHIA GAS WORKS PENSION PLAN	0	4.154	4.154
**D	VAERDIPAPIFONDEN SPARKINVEST INDEX GLOBALE AKTIER ETIK KL ID SPARKINVEST	0	7.803	7.803
**D	FIRST STATE INVESTMENTS ICVC FIRST STATE DIVERSIFIED GROWTH FUND	0	729	729
**D	VOYA MUTLI MANAGER INTERNATIONAL PLAN MASTER TRUST	0	66.151	66.151
**D	MEDTRONIC DEFINED CONTRIBUTION PLAN MASTER TRUST	0	53.142	53.142
**B	BELL ATLANTIC MASTER TRUST	0	406.646	406.646
**D	EMPLOYEES RETIREMENT SYSTEM OF THE STATE OF HAWAII	0	15.833	15.833
**D	PENSION RESERVES INVESTMENT TRUST FUND	0	2.597.026	2.597.026
**D	OPERATING ENGINEERS LOCAL 101 PENSION FUND	0	39.516	39.516
**D	FLORIDA RETIREMENT SYSTEM	0	780.183	780.183
**D	BLACKROCK WORLD EX FLORIDA RET SYS	0	489.083	489.083
**D	FLORIDA RETIREMENT SYSTEM	0	50.102	50.102
**D	FLORIDA RETIREMENT SYSTEM	0	131.064	131.064
**D	EMPLOYEES RETIREMENT SYSTEM OF TEXAS	0	146.000	146.000
**D	BNYMID BLK CONT EUR EQ TRCK FD INV	0	1.793.730	1.793.730
**D	PF INTERNATIONAL LARGE CAP FUND	0	27.943	27.943

84573/1894

LISTA ESITO DELLE VOTAZIONE

Oggetto: Piano di incentivazione di Lungo Termine 2020-2022 e disposizione di azioni proprie al servizio del Piano.
FAVOREVOLI

Badge	Regione Sociale	Proprio	Delega	Totale
**D	PACIFIC LIFE FUNDS PL INTERNATIONAL VALUE FUND	0	66.901	66.901
**D	BNYMD RM GLOBAL HIGH ALPHA FUND	0	42.855	42.855
**D	PENN SERIES DEV INTL INDEX FUND	0	18.386	18.386
**D	BLL AQUIL LIFGLO3000 FMEN WHF INDFD	0	203.461	203.461
**D	POOL RE L AND G MSCI EQ	0	68.172	68.172
**D	AST GS MULTI ASSET PORT LAQ FDHB	0	6.745	6.745
**D	SRP PARAGORA	0	450.901	450.901
**D	UTC EDHEC BLACKROCK UNITED TECHNOLOGIES CORPORATION MASTER RETIREMENT	0	6.188	6.188
**D	TEA BLACKROCK INC INTL	0	1	1
**D	NV RBIE ALLANCEBRNSTN INTL EQ	0	23.313	23.313
**D	NV PERS SSGA EAFE INDEX PUBLIC EMPLOYEES RETIREMENT SYSTEM OF NEVADA	0	794.715	794.715
**D	NV PERS MELLON CAPITAL INDEX	0	744.610	744.610
**D	LOUISIANA STATE ERS MONRIAN LG CAP	0	433.004	433.004
**D	LOUISIANA STATE ERS MSCI EXUS INDEX	0	137.602	137.602
**D	ENSIGN PEAK FISHER INVESTMENTS	0	283.626	283.626
**D	INS COP TREAS FWP RHUMBLINE MSCI	0	17.718	17.718
**D	CPA COP PSERS WELLLINGTON COMMODITY COMMONWEALTH OF PENNSYLVANIA PUBLIC SCHOOL EMPLOYEES RETIREMENT SYSTEM	0	0	109.929
**D	CPA COP PSERS ACWI X US INDEX	0	322.964	322.964
**D	INTERNATIONALE KAPITALANLAGEGESELLSCHAFT MBH ACTING FOR ACCOUNT OF INKA PBEARK	0	82.426	82.426
**D	INTERNATIONALE KAPITALANLAGEGESELLSCHAFT MBH ACTING FOR ACCOUNT OF INKA PBEARK	0	10.108	10.108
**D	UPMC BMO PENSION	0	41.713	41.713
**D	UPMC BMO	0	28.891	28.891
**D	FLORIDA BIRTH RELATED NEUROLOGICAL INJURY COMPENSATION ASSOCIATION	0	35.051	35.051
**D	FRANKLIN FUND ALLOCATOR SERIES FRANKLIN INTERNATIONAL CORE EQUITY IU FUND	0	204.667	204.667
**D	ADEPT INVESTMENT MANAGEMENT PLC	0	149.003	149.003
**D	CSP DEP IP EURO EX UK ENH IND FD	0	2.452	2.452
**D	VIRGINIA RETIREMENT SYSTEM	0	648.789	648.789
**D	PMPT INKA FONDS	0	91.976	91.976
**D	PMPT INKA FONDS	0	67.330	67.330
**D	DUKE ENERGY QUALIFIED NUCLEAR DECOMMISSIONING	0	110.016	110.016
**D	PUBLIC EMPLOYEES RETIREMENT SYSTEM OF MISSISSIPPI	0	1	1
**D	INDIANA UNIVERSITY FOUNDATION SHOWALTER HOUSE	0	55.053	55.053
**D	INDIANA PUBLIC RETIREMENT SYSTEM	0	357.479	357.479
**D	ELECTRICAL WORKERS LOCAL NO 26 PENSION TRUST FUND	0	63.185	63.185
**D	ZOETWARREN ROBECO MANAGED	0	44.405	44.405
**D	MAATSCHAPPIJ VOOR ROEREND BEZIT VAN DE BOERENBOND MRBB CVBA	0	198.616	198.616
**D	IOWA PUBLIC EMPLOYEES RETIREMENT SYSTEM	0	22.285	22.285
**D	METROPOLITAN LIFE INSURANCE COMPANY	0	135.256	135.256
**D	METROPOLITAN LIFE INSURANCE COMPANY	0	16.599	16.599
**D	ENERGY INSURANCE MUTUAL LIMITED	0	13.905	13.905
**D	PRUDENTIAL INVESTMENT PORTFOLIO 2 PRUDENTIAL QMA INTL DEVELOPED MKRYS INDEX FUND	0	8.485	8.485
**D	AL TRUST AKTIEN EUROPA SFR	0	18.779	18.779

84573/1895

84573/1896

LISTA ESITO DELLE VOTAZIONE

Oggetto: Piano di incentivazione di Lungo Termine 2020-2022 e disposizione di azioni proprie al servizio del Piano.
FAVOREVOLI

Badge	Ragione Sociale	Proprio	Delega	Totale
**D	UPS GROUP TRUST	0	104.529	104.529
**D	UMC BENEFIT BOARD INC	0	124.410	124.410
**D	SOUTH CAROLINA RETIREMENT SYSTEMS GROUP TRUST	0	117.110	117.110
**D	THE STATE OF CONNECTICUT ACTING THROUGH ITS TREASURER	0	412.243	412.243
**D	BOARD OF PENSIONS OF THE EVANGELICAL LUTHERAN CHURCH IN AMERICA	0	1.126	1.126
**D	THE BANK OF NEW YORK MELLON CORPORATION RETIREMENT PLANS MASTER TRUST	0	102.534	102.534
**D	SCHOOL EMPLOYEES RETIREMENT SYSTEM OF OHIO	0	358.852	358.852
**D	PUBLIC EMPLOYEES RETIREMENT ASSOCIATION OF NEW MEXICO	0	98.961	98.961
**D	STICHTING BEDRIJFSPENSIOENFONDS VOOR	0	58.928	58.928
**D	KAPITALFORENINGEN INVESTIN PRO	0	9.436	9.436
**D	POWERSHARES S AND P INTERNATIONAL DEVELOPED HIGH DIVIDEND LOW VOLATILITY PORTFOLIO	0	14.298	14.298
**D	STATE OF WISCONSIN INVESTMENT BOARD	0	1.430.771	1.430.771
**D	DEUTSCHE XTRKS MSCI ALL WORLD HDG	0	12.515	12.515
**D	EMPLOYEES RETIREMENT SYSTEM OF TEXAS	0	224.993	224.993
**D	AIF KAP SI II VALUE AKTIER	0	31.275	31.275
**D	NKB SI VALUE EUROPA	0	289.939	289.939
**D	NKB SII GLOBAL AKTIER MIN RISIKO	0	151.515	151.515
**D	NKB SI VALUE	0	87.880	87.880
**D	NKB SI EUROPE AKTIER	0	379.131	379.131
**D	NKB SI CUMULUS VALUE	0	38.224	38.224
**D	IQ CANDRIAM ESG INTERNATIONAL EQUITY ETF	0	13.110	13.110
**D	NON US EQUITY MANAGERS PORTFOLIO 1 SERIES	0	44.918	44.918
**D	BOK KIC GEEQ2 0	0	5.546	5.546
**D	BOK MCM DM REQ	0	1	1
**D	BOK KIC GPEQU	0	20.626	20.626
**D	THE GOVERNMENT EMPLOYEES PENSION FUND GEPE	0	28.885	28.885
**D	GAMMA EMIRATES INVESTMENTS LLC	0	50.347	50.347
**D	CEP DEP IP GLOBAL EX UK ENHAN IND	0	5.764	5.764
**D	PS FTSE IO BT EQ WT PORT	0	1.894	1.894
**D	IQ GLOBAL RESOURCES ETF	0	7.705	7.705
**D	PUBLIC EMPLOYEES RETIREMENT SYSTEM OF MISSISSIPPI	0	1	1
**D	POWERSHARES S AND P GLOBAL EX CANADA HIGH DIVIDEND LOW VOLATILITY INDEX ETF	0	8.177	8.177
**D	EMPLOYEES RETIREMENT TRUST OF BANK OF MONTREAL HARRIS	0	63.564	63.564
**D	HRCD RPTV HAP RHUMBLINE EAFE	0	791	791
**D	BOK KIC GAEQ16	0	68.276	68.276
**D	AOHIT HAI RHUMBLINE EAFE THE ARCHDIOCESE OF HARTFORD INVESTMENT TRUST	0	1.184	1.184
**D	PFI INTL EQUITY INDEX FUND	0	207.951	207.951
**D	BNYFD CF PURISIMA EAFE TOTAL RTW FD	0	3.506	3.506
**D	INVECO STRATEGIC DEVELOPED EX-US ETF	0	94.027	94.027
**D	BANK OF KOREA	0	189.222	189.222
**D	THE STATE OF CONNECTICUT	0	24.841	24.841
**D	ALLSTATE LIFE INSURANCE COMPANY	0	336.512	336.512
**D	BNYMCIL PS ST HIDVLMVI UCITS ETF	0	39.578	39.578

LISTA ESITO DELLE VOTAZIONE

Oggetto: Piano di incentivazione di Lango Termine 2020-2022 e disposizione di azioni proprie al servizio del Piano.
FAVOREVOLI

Badge	Ragione Sociale	Proprio	Delega	Totale
**D	GREAT WEST INTERNATIONAL INDEX FUND	0	183.053	183.053
**D	PS FTSE RAFI DEVEL MAR EX US PORT	0	541.252	541.252
**D	POWERSHARES GLOBAL FUNDS IRELAND PIC	0	11.613	11.613
**D	PS FTSE RAFI EU UCITS ETF ENYMFCIL	0	5.613	5.613
**D	56053 IP GLOBAL EQUITIES I	0	127.861	127.861
**D	THE LONDON BOROUGH OF BROMLEY SUPERANNUATION FUND	0	140.399	140.399
**D	WILMINGTON MULTIMANAGER INTERNATIONAL FUND	0	26.745	26.745
**D	BNYMFCIL GLG EUROPEAN EQ ALTER TRAD	0	115.884	115.884
**D	FT DOW JONES GLOBAL SEL DIV IND FD	0	277.045	277.045
**D	ADVANCED SERIES TRUST AST NEW DISCOVERY ASSET	0	62.024	62.024
**D	AZL NFJ INTERNATIONAL VALUE FUND	0	145.718	145.718
**D	DOW NL BRANDES	0	44.444	44.444
**D	DWS INVESTMENT GMBH ON BEHALF OF DEAM FONDS ZDV	0	30.092	30.092
**D	CZ ANDELEN SSGA	0	2.862	2.862
**D	PGVF SSGA	0	51.657	51.657
**D	PCGF PG E QUALIFIED PANAGORA EAFE	0	36.946	36.946
**D	AIB GROUP IRISH PENSION SCHEME AIB	0	8.873	8.873
**D	AURION GLOBAL EQUITY FUND	0	29.773	29.773
**D	MINNESOTA LIFE INSURANCE COMPANY	0	14.706	14.706
**D	RIGF HGLD PBINF WLGTN CF	0	29.766	29.766
**D	HGHF HGLD PBINF WINGTN	0	1.080.117	1.080.117
**D	CITY OF NEW YORK DEFERRED COMPENSATION PLAN	0	459.042	459.042
**D	VANGUARD INVL HIGH DIV YLD INDEX FD	0	7.912	7.912
**D	NSNF PARA EAFE PI 2	0	6.478	6.478
**D	NSNF PARA EAFE PI 1	0	14.223	14.223
**D	NSNF PARA EAFE MONTI	0	2.975	2.975
**D	INVESCO FUNDS	0	829.661	829.661
**D	PUBLIC EMPLOYEE RETIREMENT SYSTEM OF IDAHO	0	77.687	77.687
**D	RAYTHEON MASTER PENSION TRUST	0	9.280	9.280
**D	PITTSBURGH THEOLOGICAL SEMINARY OF THE PRESBYTERIAN CHURCH	0	469.438	469.438
**D	PUBLIC EMPLOYEE RETIREMENT SYSTEM OF IDAHO	0	136.072	136.072
**D	PUBLIC EMPLOYEE RETIREMENT SYSTEM OF IDAHO	0	0	0
**D	LAWRENCE LIVERMORE NATIONAL SECURITY LLC AND LOS ALAMOS NATIONAL SECURITY LLC DEFINED BENEFIT PLAN GROUP TRUST	0	0	0
**D		75.056	0	75.056
**D	HRMF MFS INSTITUTIONAL AD	0	60.563	60.563
**D	ALASKA PERMANENT FUND CORPORATION	0	657.895	657.895
**D	3M ERIP-RAEI EAFE	0	127.189	127.189
**D	AP7 EQUITY FUND	0	2.590.395	2.590.395
**D	RZSF3002 NON US EQ MONDRIAN	0	354.092	354.092
**D	COUNTY/EMPLOYEES ANNUITY AND BENEFIT FUND OF COOK COUNTY	0	100.023	100.023
**D	QSBF PANAGORA	0	45.997	45.997
**D	DEUTSCHE XTRK MSCI STB EUR HDG ETF	0	2.508	2.508
**D	AZL INTERNATIONAL INDEX FUND	0	271.784	271.784

84573 1897

84573 48980

LISTA ESITO DELLE VOTAZIONE

Oggetto: Piano di incentivazione di Lungo Termine 2020-2022 e disposizione di azioni proprie al servizio del Piano.

FAVOREVOLI

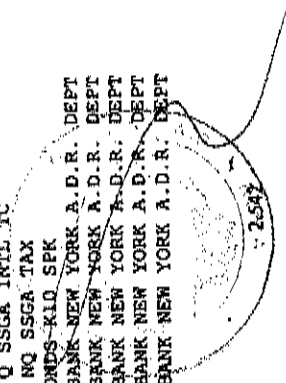
Badge	Ragione Sociale	Proprio	Delega	Totale
**D	MONDRIAN EMERGING MARKETS EQUITY TREASURER OF THE STATE OF NORTH CAROLINA EQUITY INVESTMENT FUND POOLED TRUST	0	0	3.671.770
**D	BLACKROCK ACWI USIMI	0	790.790	790.790
**D	WELLINGTON DIVERSIFIED INTL	0	1.089.847	1.089.847
**D	DIOCESE OF VENICE PENSION PLAN AND TRUST	0	3.387	3.387
**D	UFJF NCM MSCI WORLD FD	0	31.610	31.610
**D	FIRE AND POLICE PENSION ASSOCIATION OF COLORADO	0	44.662	44.662
**D	ROWF GT ALPHAXTERE	0	95.697	95.697
**D	WF AND CO CASH PLN MONDN INV PT	0	498.231	498.231
**D	ALICRY BLACKROCK GBL EQUITY	0	9.807	9.807
**D	GS KOKUSAI EQTY MASTER FD BNYMTCIL	0	18.241	18.241
**D	IOWA PUBLIC EMPLOYEES RETIREMENT SYSTEM	0	782.890	782.890
**D	IOWA PUBLIC EMPLOYEES RETIREMENT SYSTEM	0	237.405	237.405
**D	THE EUROPEAN CENTRAL BANK	0	131.073	131.073
**D	FIDELITY PURITAN TRUST FIDELITY LOW PRICED STOCK K6 FUND	0	391.633	391.633
**D	AL TRUST H3 FONDS SPK	0	133.357	133.357
**D	AL TRUST FONDS SP 7 SPK	0	259.191	259.191
**D	SHELL PENSION TRUST	0	52.869	52.869
**D	TENNESSEE VALLEY AUTHORITY	0	43.987	43.987
**D	LFJF FISHER ASSET MGMT	0	73.070	73.070
**D	SHELL PENSION TRUST	0	81.699	81.699
**D	MWVF SSGA INTL EQUITY	0	12.781	12.781
**D	CTJ RE STANLIB GLOBAL EQUITY FD AB	0	24.089	24.089
**D	BNYD CF CANLIFE GLOBAL EQ INC FUND	0	45.978	45.978
**D	FFI OVERSEAS FD PMC	0	131.945	131.945
**D	PFJ GLOBAL DIV INCOME FD FGI VALUE	0	108.970	108.970
**D	VY TEMPLETON FOREIGN EQUITY	0	238.778	238.778
**D	VOYA INTERNATIONAL HIGH DIVIDEND EQUITY INCOME FUND	0	25.871	25.871
**D	PGTF DR NON US EQUITY GT	0	45.475	45.475
**D	DBX FTSE DEV EX US COMP FACTOR	0	1.475	1.475
**D	DEUTSCHE XTRKS MSCI EAFE CCYHDE	0	755.568	755.568
**D	TGW PANAGORA INTL EQ	0	15.004	15.004
**D	FARMERS GROUP INC 401 K SAVINGS PLAN	0	285.510	285.510
**D	ROWF GT ACWI EX US	0	309.140	309.140
**D	ROWF GT ACWI EX US	0	1.343.141	1.343.141
**D	SBSA GEPF BLACKROCK EQUITY	0	233.515	233.515
**D	BOA PENSION PLAN MONDRIAN	0	748.538	748.538
**D	BELLSOUTH CORP RFA VEDA TRUST	0	37.633	37.633
**D	SPARTAN INTL INDEX	0	4.906.028	4.906.028
**D	TTPF PANAGORA DYN INTL EQ	0	4.912	4.912
**D	BOA PENSION SSGA	0	127.027	127.027
**D	SCEF MONDRIAN	0	183.609	183.609
**D	SAEF SCE PANAGORA QUAL	0	78.848	78.848

LISTA ESITO DELLE VOTAZIONE

Oggetto: Piano di incentivazione di Lango Termine 2020-2022 e disposizione di azioni proprie al servizio del Piano.
FAVOREVOLI

Badge	Ragione Sociale	Proprio	Delega	Totale
**D	CLSF TEMPLETON	0	66.271	66.271
**D	ECSEEG	0	116.194	116.194
**D	BNYM INTL EQUITY INCOME FUNDD	0	211.370	211.370
**D	DREYFUS INDEX FUNDS INC DREYFUS INTERNATIONAL STOCK INDEX FUND	0	102.842	102.842
**D	BLL AQUILA LIFE FTSE RAFI DEVELOPED	0	640.860	640.860
**D	DEUTSCHE XTRKS MSCI EURO CCYHDG	0	155.579	155.579
**D	POWERSHARES PUREBETA FTSE DEVELOPED EX NORTHAMERICA PORTFOLIO	0	387	387
**D	BLL AQUILA LIFE EUROPEAN EQUITY	0	1.652.339	1.652.339
**D	BLL AQUILA LIFE MSCI WORLD FUND	0	491.767	491.767
**D	BLL AQUILA LIFE GLOBAL MINIMM	0	66.135	66.135
**D	AIF 21104 LPI AKT EUROPA II	0	34.597	34.597
**D	INVESTINGFORENINGEN LAEGERNES INVEST,	0	18.273	18.273
**D	AF81 LABOR SELECT INTL EQ	0	695.679	695.679
**D	SEMPRA ENERGY PENSION MASTER TRUST	0	73.513	73.513
**D	SEATTLE CITY EMPLOYERS RETIREMENT SYSTEM	0	28.049	28.049
**D	DWS INVESTMENT GMBH	0	867.458	867.458
**D	PSEF STATE STREET INTL EQ	0	192.062	192.062
**D	GSK TEMPLETON	0	90.105	90.105
**D	GS ACTIVE BETA INTL EQUITY ETF	0	220.764	220.764
**D	DEUTSCHE XTRK MSCI EMU HDG EQ ETF	0	12.004	12.004
**D	GS ACTIVEBETA EUROPE ETF	0	3.624	3.624
**D	IQ 50 PERCENT HEDGED FTSE EURO ETF	0	2.492	2.492
**D	IQ 50 PERCENT HEDGED FTSE INTL ETF	0	51.255	51.255
**D	ALLSTATE INSURANCE CO BLACKROCK	0	22.733	22.733
**D	INWESCO S AND P EUROPE 350 EQUAL WEIGHT INDEX ETF	0	977	977
**D	INTERNATIONALE KAPITALANLAGESELLSCHAFT MBH	0	20.602	20.602
**D	THE AMERICAN UNIVERSITY IN CAIRO	0	100.345	100.345
**D	CC COL EAFE Q UN 2	0	4.946	4.946
**D	EMPLOYEES RETIREMENT SYSTEM OF THE CITY OF BALTIMORE	0	7.000	7.000
**D	MINISTERS AND MISSNRES BENEFIT BRD OF AMERICAN BPTST CHURCHES	0	11.719	11.719
**D	VOYA BALANCED PORT INTL VALUE	0	24.552	24.552
**D	VOYA INTERNATIONAL INDEX PORTFOLIO	0	8.791	8.791
**D	CC COL EAFE Q UN 1	0	427.400	427.400
**D	NMPF COL EAFE NMP Q	0	4.900	4.900
**D	DAEC Q SSGA INTL TC	0	11.300	11.300
**D	DAEC MQ SSGA TAX	0	4.795	4.795
**D	MI FOMPS-KID SPK	0	3.415	3.415
**D	CITIBANK NEW YORK A.D.R. DEPT	0	60.161	60.161
**D	CITIBANK NEW YORK A.D.R. DEPT	0	22.128.358	22.128.358
**D	CITIBANK NEW YORK A.D.R. DEPT	0	12.732.072	12.732.072
**D	CITIBANK NEW YORK A.D.R. DEPT	0	40.068	40.068
**D	CITIBANK NEW YORK A.D.R. DEPT	0	470.650	470.650
**D	CITIBANK NEW YORK A.D.R. DEPT	0	1.839.730	1.839.730

84573/1899



LISTA ESITO DELLE VOTAZIONE

Oggetto: Piano di incentivazione di Lungo Termine 2020-2022 e disposizione di azioni proprie al servizio del Piano.

FAVOREVOLI

Badge	Ragione Sociale	Proprio	Delega	Totale
**D	CITIBANK NEW YORK A.D.R. DEPT	0	2.336.916	2.336.916
**D	CITIBANK NEW YORK A.D.R. DEPT	0	2.850	2.850
**D	CITIBANK NEW YORK A.D.R. DEPT	0	156	156
**D	CITIBANK NEW YORK A.D.R. DEPT	0	24.080	24.080
**D	CITIBANK NEW YORK A.D.R. DEPT	0	18.378	18.378
**D	CITIBANK NEW YORK A.D.R. DEPT	0	43.760	43.760
**D	CITIBANK NEW YORK A.D.R. DEPT	0	66.702	66.702
**D	AMUNDI SGR SPA/ AMUNDI RISPARGIO ITALIA	0	673.993	673.993
**D	AMUNDI SGR SPA/ AMUNDI SVILUPPO ITALIA	0	2.570.305	2.570.305
**D	AMUNDI SGR SPA	0	890.593	890.593
**D	LA BANQUE POSTALE A M. ARCALIS	0	15.096	15.096
**D	NESTLE FRANCE EQUILIBRE	0	25.906	25.906
**D	SG DIVERSIFIE ISR	0	26.088	26.088
**D	SG ACTIONS INTERNATIONALES	0	100.626	100.626
**D	HALEVY A3	0	166.001	166.001
**D	HALEVY A2	0	120.383	120.383
**D	UF 6 A ACT	0	60.000	60.000
**D	CASSETTE DIVERSIFIE	0	81.836	81.836
**D	SG ACTIONS EUROPE MULTIGESTION	0	9.955	9.955
**D	DIVERSIFIE ACTIONS 50-65 DG CD	0	14.754	14.754
**D	OFI MARKET NEUTRAL EQUITY	0	47.644	47.644
**D	MATMUT ACTIONS EURO	0	23.000	23.000
**D	SG ACTIONS ENERGIE	0	52.715	52.715
**D	SG ACTIONS EURO VALUE	0	193.776	193.776
**D	SG ACTIONS EUROPE	0	63.921	63.921
**D	SG ACTIONS EUROPE LARGE CAP	0	14.067	14.067
**D	LYXOR MSCI EUROPE UCITS ETF	0	255.531	255.531
**D	LYX EUR STOXX 50 (DR) U E	0	2.116.873	2.116.873
**D	LYXOR INDEX FUND EURO	0	5.311	5.311
**D	ETOILE GESTION	0	30.400	30.400
**D	ETOILE ACTIONS RENDEMENT	0	122.459	122.459
**D	ETOILE ENERGIE EUROPE	0	84.000	84.000
**D	ANTARIUS ROTATION SECTORIELLE	0	8.684	8.684
**D	ETOILE MATIERES PREMIERES	0	33.433	33.433
**D	LYXOR EURO STOXX 300 (DR)	0	264.187	264.187
**D	LYXOR STOXX EUROPE 600 (DR)	0	321.186	321.186
**D	LYX FTSE EUR MIN VAR UC ETF	0	7.233	7.233
**D	MUL - LYXOR ITALIA EQUITY PIR	0	62.868	62.868
**D	IIP - LYXOR MSCI EMU VALUE DR	0	113.784	113.784
**D	LYXOR CORE MSCI EMU DR UCITS	0	123.482	123.482
**D	LYXOR CORE MSCI WORLD (DR) UCI	0	36.209	36.209
**D	LYXOR MSCI EUROPE CLIMATE	0	117	117
**D	LYXOR MSCI WORLD CLIMATE	0	69	69

LISTA ESITO DELLE VOTAZIONE

Objetto: Piano di incentivazione di Lungo Termine 2020-2022 e disposizione di azioni proprie al servizio del Piano.
FAVOREVOLI

Badge	Ragione Sociale	Proprio	Delega	Totale
**D	LYXOR EURO STOXX 50 (DR	0	96.897	96.897
**D	AMUNDI S.F.-EURO EQ MARKET PLU	0	29.124	29.124
**D	AM SOL IT-PROGETTO CED 04 2024	0	10.295	10.295
**D	PIONEER INVESTMENTS TOTAL RETU	0	36.044	36.044
**D	AMUNDI SOLUZ IT-PROG CED 05 20	0	58.178	58.178
**D	RWC FUNDS	0	430.043	430.043
**D	SEI GLOBAL MASTER FUND PLC- TH	0	34.327	34.327
**D	ALLIANCEBERNSTEIN FUND DYNAMIC	0	9.268	9.268
**D	KOKUSAI EQUITY INDEX FUND	0	61.642	61.642
**D	CONSULTING GROUP CAPITAL MARKE	0	60.759	60.759
**D	TRUST AND CUSTODY SERVICES BAN	0	14.982	14.982
**D	CONSULTING GROUP CAPITAL MARKE	0	322.840	322.840
**D	MULTI-ASSET ENHANCED VALUE FUN	0	980	980
**D	SEI GLOBAL MASTER FUND PLC - T	0	50.740	50.740
**D	BRIDGE BUILDER INTERNATIONAL E	0	5.768.510	5.768.510
**D	BRIDGE BUILDER INTERNATIONAL	0	5.832.596	5.832.596
**D	BLACKROCK GLOBAL SMALLCAP FUND	0	4.225	4.225
**D	AMUNDI SOL IT - PROG CED 06 20	0	38.632	38.632
**D	AMUNDI SOL IT-PROG CED 08 2020	0	47.040	47.040
**D	AMUNDI SOL IT -PROG CED 092020	0	42.504	42.504
**D	AMUNDI SF-DIVER TARG INC 11 21	0	5.517	5.517
**D	AMUNDI SOL IT-PROG CED 12 2020	0	19.011	19.011
**D	AMUNDI SOL IT-PROG CED 11 2020	0	33.639	33.639
**D	AMUNDI SOL IT-PROG CED 02 2021	0	16.477	16.477
**D	AMUNDI SOL IT-FROG CED 03 2021	0	21.198	21.198
**D	AMUNDI SOL IT-FROG CED 05 2021	0	20.921	20.921
**D	AMUNDI SOL IT-FROG CED 06 2021	0	16.413	16.413
**D	AMUNDI SOL IT-FROG CED 08 2021	0	9.602	9.602
**D	AMUNDI SOL IT-FROG CED 09 2021	0	14.974	14.974
**D	AMUNDI SF - DIV TGT INC 11 22	0	6.899	6.899
**D	AMUNDI SOL IT-PROG CED 11 2021	0	13.387	13.387
**D	AMUNDI SOL IT-PROG CED 12 2021	0	11.098	11.098
**D	AMUNDI SOL IT-PROG CED 02 2022	0	26.534	26.534
**D	AMUNDI SOL IT-PROG CED 03 2022	0	20.844	20.844
**D	AMUNDI SOL IT-PROG CED 04 2022	0	12.746	12.746
**D	AMUNDI SOL IT-PROG CED 05 2022	0	14.020	14.020
**D	AMUNDI SOL IT-PROG CED 05 2022	0	14.173	14.173
**D	AMUNDI SOL IT-PROG CED 10 2022	0	14.749	14.749
**D	AM SOL IT-FROG CED 12 2022	0	20.850	20.850
**D	ASI PROGETTO CEDOLA 04 2023	0	12.667	12.667
**D	AM SOL IT-PROG CED 05 2023	0	13.096	13.096
**D	AM SOL IT-PROG CED 06 2023	0	10.758	10.758
**D	ASI-PROGETTO CEDOLA 07 2023	0	9.642	9.642

84573/1901

LISTA ESITO DELLE VOTAZIONE

Oggetto: Piano di incentivazione di Lungo Termine 2020-2022 e disposizione di azioni proprie al servizio del Piano.
FAVOREVOLI

Badge	Regione Sociale	Proprio	Delega	Totale
**D	ASI-PROGETTO CEDOLA 09 2023	0	12.496	12.496
**D	ASI-PROGETTO CEDOLA 10 2023	0	12.936	12.936
**D	ASI-PROGETTO CEDOLA 12 2023	0	12.056	12.056
**D	AMUNDI S.F-EQ PLAN 60	0	8.196	8.196
**D	PI IF -EMU EQUITY	0	102.626	102.626
**D	PI IF -EUROPEAN EQUITY	0	166.310	166.310
**D	AMUNDI SOLUZ. IT-PROGETTO AZ	0	16.554	16.554
**D	AMUNDI SOL IT-PROG CED 09 2022	0	26.827	26.827
**D	AMUNDI SOL IT-PROG CED 07 2022	0	11.534	11.534
**D	OFI FUND - LYNX REAL ASSETS	0	16.981	16.981
**D	AMUNDI SIF GLOBAL ETHICAL EQUITIES	0	8.387	8.387
**D	AMUNDI ODIER FUNDS EUROPE RESPONSIBLE EQUITY ENHANCED	0	22.176	22.176
**D	LOMBARD ODIER FUNDS EUROPE RESPONSIBLE EQUITY ENHANCED	0	2.542	2.542
**D	SEEBOND EUROPE MARKET NEUTRAL	0	6.078	6.078
**D	SEEBOND EUROPE MARKET NEUTRAL	0	3.400	3.400
**D	RCO LUX MONTJOLY INVEST POOL RCG	0	420.548	420.548
**D	SEEBOND EUROPE MINVOL	0	2.935	2.935
**D	CANDRIAM QUANT EQUITIES MULTI-FACTOR EMU	0	23.360	23.360
**D	CLSOME INDEX EMJ EQUITIES	0	2.143	2.143
**D	CLEOME INDEX WORLD EQUITIES	0	4.059	4.059
**D	CLEOME INDEX GLOBAL EQUITIES	0	39.490	39.490
**D	CLEOME INDEX EUROPE EQUITIES	0	8.746	8.746
**D	STRUTTURA	0	1.079.264	1.079.264
**D	AMUNDI FUNDS EUROPEAN EQUITY TARGET INCO	0	103.383	103.383
**D	AMUNDI FDS GLOBAL MULTI-ASSET TARGET IMC	0	100.597	100.597
**D	AMUNDI FUNDS EUROPEAN EQUITY VALUE	0	922.656	922.656
**D	AMUNDI FUNDS GLOBAL EQUITY TARGET INCOME	0	200.000	200.000
**D	AMUNDI FUNDS REAL ASSETS TARGET INCOME	0	38.600	38.600
**D	AMUNDI FUNDS GLOBAL MULTI-ASSET	0	72.553	72.553
**D	AMUNDI FDS GLOB MULTI-ASSET CONSERVATIVE	0	300.688	300.688
**D	AMUNDI FUNDS EURO MULTI-ASSET TARGET IMC	0	10.500	10.500
**D	AMUNDI FUNDS NEW SILK ROAD	0	168	168
**D	AMUNDI FUNDS EQUITY GLOBAL RESOURCES	0	49.419	49.419
**D	AMUNDI EURO STOXX 50	0	4.441	4.441
**D	CPR INVEST GLOBAL EQUITY ESG	0	4.344	4.344
**D	AMUNDI MSCI EUROPE EX UK	0	4.735	4.735
**D	AMUNDI PRIME EUROPE - UCITS ETF DR	0	39.556	39.556
**D	AMUNDI PRIME EUROZONE	0	5.124	5.124
**D	AMUNDI PRIME GLOBAL - UCITS ETF DR	0	11.592	11.592
**D	CPR INVEST-EUROPE SPECIAL SITUATIONS	0	2.783	2.783
**D	AMUNDI FUNDS MULTI ASSET CONSERVATIVE	0	823	823
**D	AMUNDI FUNDS GLOBAL PERSPECTIVES	0	57.735	57.735
**D	AMUNDI FUNDS EQUITY EUROPE RISK PARITY	0	35.000	35.000
**D	AMUNDI FUNDS DYNAMIC MULTI FACTORS EURO	0		

84573/1902

LISTA ESITO DELLE VOTAZIONE

Oggetto: Piano di incentivazione di Lungo Termine 2020-2022 e disposizione di azioni proprie al servizio del Piano.
FAVOREVOLI

Badge	Ragione Sociale	Proprio	Delega	Totale
**D	AMUNDI INDEX MSCI EUROPE	0	38.574	38.574
**D	AMUNDI INDEX MSCI WORLD	0	2.555	2.555
**D	AMUNDI INDEX MSCI EMG	0	55.368	55.368
**D	AMUNDI FUNDS EQUITY EURO RISK PARITY	0	119.405	119.405
**D	AMUNDI INDEX EQUITY GLOBAL MULTI SMART ALLOCATION SCIENTIFIC BETA	0	605	605
**D	CENTRAL BANK OF IRELAND	0	17.791	17.791
**D	EDR FUND GLOBAL VALUE	0	139.400	139.400
**D	EDMOND DE ROTHSCHILD FUND EQUITY EURO CORE	0	513.740	513.740
**D	VISION FUND-EUROPE CORE	0	90.790	90.790
**D	CNPASSURANCES	0	3.391.758	3.391.758
**D	APSA-SRI ABSOL RETURN MULTI-ASSETS N1	0	4.552	4.552
**D	APSA-SRI ABSOL RETURN MULTI-ASSETS N2	0	566	566
**D	REGARD SELECTIF ACTIONS MONDE	0	25.000	25.000
**D	REGARD ACTIONS DEVELOPEMENT DURABLE	0	200.000	200.000
**D	REGARD SELECTIF ACTIONS EUROPEENNES	0	370.000	370.000
**D	ARRCO QUANT 2	0	82.823	82.823
**D	EDMOND DE ROTHSCHILD ASSET MANAGEMENT	0	242.470	242.470
**D	PEYREAU	0	8.000	8.000
**D	PJD	0	7.500	7.500
**D	UNIVERS CNP 1	0	87.271	87.271
**D	NATEXIS PERFORMANCE 09	0	42.694	42.694
**D	AAE MG	0	40.000	40.000
**D	VILLIERS DIAPASON	0	29.082	29.082
**D	ROTONDE	0	45.000	45.000
**D	UBP ACTIONS EURO RENDEMENT	0	50.688	50.688
**D	HAMELIN DIVERSIFIE FLEX 1	0	34.000	34.000
**D	RSI ACTIONS EUROPEENNES 2	0	165.000	165.000
**D	CONTI DIVERSIFIE	0	62.200	62.200
**D	ARRCO LONG TERME 8 NATIXIS INVEST MANAGERS INTERNAT	0	105.655	105.655
**D	ELAN ORCHESTRA	0	8.000	8.000
**D	EGEPARGNE 2	0	34.100	34.100
**D	IBM H	0	3.300	3.300
**D	R PHARMA DVSF	0	70.000	70.000
**D	BOURBON 1 ROTHSCHILD ET CIE GESTION	0	106.000	106.000
**D	SAFRAN DYNAMIQUE	0	28.285	28.285
**D	SAFRAN MIXTE SOLIDAIRE	0	5.825	5.825
**D	APOLLINE 4 ACTIONS	0	47.617	47.617
**D	TESLA POCHE ACTIONS	0	50.142	50.142
**D	HSBC GLOBAL ASSET MANAGEMENT	0	5.399	5.399
**D	CNP TOUQUEVILLE VALUE EUROPE ISR	0	280.485	280.485
**D	LBPAM ACTIONS OP-1 INDOCE EURO	0	12.671	12.671
**D	LBPAM STRATEGIE PER 2	0	70.311	70.311
**D	LBPAM ACTIONS EUROPE 50	0	66.266	66.266

LISTA ESITO DELLE VOTAZIONE

Objetto: Piano di incentivazione di Lungo Termine 2020-2022 e disposizione di azioni proprie al servizio del Piano.
FAVOREVOLI

Badge	Regione Sociale	Proprio	Delega	Totale
**D	LBPAM STRATEGIE PEA I	0	49.810	49.810
**D	TONI ACTIONS 100	0	137.731	137.731
**D	VIVACCIO ACTIONS	0	938.062	938.062
**D	LBPAM ACTIONS INDICE EURO	0	407.087	407.087
**D	LBPAM ACTIONS 80	0	133.250	133.250
**D	LBPAM ACTIONS EUROPE MONDE	0	88.781	88.781
**D	CARP - INDO	0	223.925	223.925
**D	LCL DYNAMIQUE	0	31.347	31.347
**D	VOCATION MARCHÉ ASIENSPACE CONSEIL DE SURVEILLANCE DU FCP	0	3.838	3.838
**D	LCL EQUILIBRE	0	33.791	33.791
**B	ICARE	0	15.095	15.095
**D	ROPS EURO P	0	432.805	432.805
**D	FORN AMUNDI	0	73.167	73.167
**D	TECHNIP EQUILIBRE	0	25.646	25.646
**D	TECHNIP DYNAMIQUE	0	22.523	22.523
**D	ADP DIVERSIFIE DYNAMIQUE	0	12.475	12.475
**D	ARRCO LONG TERME D ACTIONS	0	330.041	330.041
**D	AMUNDI LABEL EQUILIBRE ESR	0	31.922	31.922
**D	AMUNDI LABEL PRUDENCE ESR	0	18.845	18.845
**D	AMUNDI LABEL DYNAMIQUE ESR	0	22.025	22.025
**D	JUNON ACTIONS OBLIGATIONS	0	32.030	32.030
**D	N 1 RENDEMENT USINOR	0	12.171	12.171
**D	LV CHALLENGE	0	43.819	43.819
**D	EPARGNE PRUDENCE THALES	0	47.349	47.349
**D	L.S. DYNAMIQUE ET SOLIDAIRE	0	3.000	3.000
**D	ATOUT PULSATIONS	0	37.041	37.041
**D	FREDICA ISR EUROPE - ACTIONS	0	13.655	13.655
**B	VILLIERS ALTO	0	42.868	42.868
**D	AMUNDI HORIZON	0	24.512	24.512
**D	PREDIQUANT A2 ACTIONS EUROPE	0	76.000	76.000
**D	AP ACTIONS 1 EURO	0	134.525	134.525
**D	AP ACTIONS 3 MIN VOL	0	73.722	73.722
**D	ROPS-SMART INDEX EURO	0	656.365	656.365
**D	SG AMUNDI ASSET MANAGEMENT	0	24.978	24.978
**D	FCP CARPINKO EUROPE	0	100.401	100.401
**D	IBM FRANCE	0	26.000	26.000
**D	FCP HAMELIN DIVERSIFIE FLEX II	0	12.719	12.719
**D	REGARD ACTIONS EURO	0	400.000	400.000
**D	INDOSUEZ EUROPE PATRIMOINE	0	160.000	160.000
**D	INDOSUEZ EUROPE RENDEMENT	0	25.000	25.000
**D	INDOSUEZ ALLOCATION PEA	0	124.040	124.040
**D	ING RENDEMENT EUROPE	0	72.000	72.000
**D	ABN AMRO TOTAL RETURN GLOBAL	0	4.350	4.350

84573 figa

LISTA ESITO DELLE VOTAZIONE

Oggetto: Piano di incentivazione di Lungo Termine 2020-2022 e disposizione di azioni proprie al servizio del Piano.
FAVOREVOLI

Badge	Ragione Sociale	Proprio	Delega	Totale
**D	SEXYOND ACTIONS EUROPEENNES	0	167.888	167.888
**D	CNP ASSUR VALUE ET MOMENTUM	0	42.508	42.508
**D	NATIXIS LCR ACTIONS EURO	0	78.152	78.152
**D	DORVAL CONVICTIONS	0	76.543	76.543
**D	DORVAL CONVICTIONS PEA	0	31.608	31.608
**D	UNIGESTION	0	18.000	18.000
**D	SEXYOND EQUITY FACTOR INVESTING EURO	0	7.227	7.227
**D	BBM V-FLEX	0	59.136	59.136
**D	HSBC MULTI-ASSET DYNAMIC EURO	0	194.469	194.469
**D	HSBC EURO EQUITY VOL FOCUSED	0	102.647	102.647
**D	LA BANQUE POSTALE ASSET MANAGEMENT	0	2.912	2.912
**D	AMUNDI EQUITY EURO CONSERVATIVE	0	24.988	24.988
**D	CPR EUROLAND PREMIUM	0	90.325	90.325
**D	ATOUT EUROLAND RESTRUCTURATION	0	34.619	34.619
**D	ATOUT FRANCE CORE PLUS	0	26.561	26.561
**D	AMUNDI PATRIMOINE PEA	0	15.954	15.954
**D	AMUNDI RENDEMENT PLUS	0	23.084	23.084
**D	FDC A2 POCHE TITRES	0	79.556	79.556
**D	LCL ACTIONS EURO RESTRUCTURATION	0	11.810	11.810
**D	AMUNDI PATRIMOINE	0	1.166.638	1.166.638
**D	COLOMBES 6	0	71.000	71.000
**D	CPR CONSOMMATEUR ACTIONNAIRE	0	12.152	12.152
**D	AMUNDI STRATEGIES ACTIONS EUROPE RISK PARITY	0	8.491	8.491
**D	AMUNDI ACTIONS RESSOURCES NATURELLES	0	20.907	20.907
**D	PREDIQUANT EUROCREISSANCE A2	0	128.030	128.030
**D	ASSURDIX	0	27.678	27.678
**D	AMUNDI RESA ESG ACTIONS EURO	0	290.041	290.041
**D	AMUNDI EUROPE MONDE	0	44.341	44.341
**D	AMUNDI RESA ACTIONS EURO	0	20.473	20.473
**D	ATOUT MODERATIONS	0	99.704	99.704
**D	AMUNDI RESA ACTIONS EUROPE	0	12.954	12.954
**D	AMUNDI ACTIONS RESTRUCTURATIONS	0	13.936	13.936
**D	AMUNDI ACTIONS EURO ISR	0	24.254	24.254
**D	CPR EUROLAND	0	350.438	350.438
**D	CPR EUROPE NOUVELLE	0	14.878	14.878
**D	CPR EUROPE	0	17.034	17.034
**D	RENDEMENT DIVERSIFIE M	0	29.623	29.623
**D	EDMOND DE ROTHSCHILD EQUITY EUROPE SOLVE	0	277.552	277.552
**D	EDMOND DE ROTHSCHILD ASSET MANAGEMENT (EDRAM)	0	43.610	43.610
**D	EPOQUE	0	137.770	137.770
**D	EURGPA	0	270.000	270.000
**D	AMUNDI DIVIDENDO ITALIA	0	1.155.000	1.155.000
**D	AMUNDI BILANCIATO EURO	0	15.668	15.668

84573/1905

LISTA ESITO DELLE VOTAZIONE

Oggetto: Piano di incentivazione di Lungo Termine 2020-2022 e disposizione di azioni proprie al servizio del Piano.

FAVOREVOLI

Badge	Ragione Sociale	Proprio	Delega	Totale
**D	AMUNDI BEST SELECTION PLUS	0	49.075	49.075
**D	AMUNDI BEST SELECTION TOP	0	21.684	21.684
**D	AMUNDI BEST SELECTION CLASSIC	0	27.372	27.372
**D	AMUNDI DISTRIBUZIONE ATTIVA	0	7.127	7.127
**D	AMUNDI CEDOLA 2021	0	6.406	6.406
**D	AMUNDI OBIETTIVO RISPARMIO 2022	0	1.123	1.123
**D	AMUNDI OBIETTIVO CRESCITA 2022	0	8.151	8.151
**D	AMUNDI OBIETTIVO RISPARMIO 2022 DUE	0	1.102	1.102
**D	AMUNDI OBIETTIVO CRESCITA 2022 DUE	0	8.385	8.385
**D	AMUNDI OBIETTIVO RISPARMIO 2022 TRE	0	974	974
**D	AMUNDI VALORE ITALIA PIR	0	120.000	120.000
**D	AMUNDI OBIETTIVO RISPARMIO 2022 QUATTRO	0	920	920
**D	AMUNDI ACCUMULAZIONE ITALIA PIR 2023	0	230.000	230.000
**D	UNION INVESTMENT LUXEMBOURG SA	0	342.031	342.031
**D	MAN MULTI-STRATEGY MASTER FUND C/O MAN SOLUTIONS LTD	0	15	15
**D	MAN QUALIFYING INVESTOR FUNDS PLC-MAN GLG ELS MASTER QIF C/O GLG PARTNERS LP	0	67	67
**D	GLG EUROPEAN LONG-SHORTFUND C/O GLG PARTNERS LP	0	26	26
**D	MAN FUNDS XII SPC - MAN 1783 II SP MAPLES CORPORATE SERVICES LIMITED	0	3.723	3.723
**D	MAN GLG TOPAZ LIMITED C/O GLG PARTNERS LP	0	34	34
**D	AHL INSIGHT LIMITED	0	230	230
**D	NORGES BANK	0	874.152	874.152
**D	GOVERNMENT OF NORWAY	0	55.409.506	55.409.506
**D	JANA PASSIVE GLOBAL SHARE TRUST	0	129.923	129.923
**D	MLC INVESTMENTS, MLC LIMITED	0	202.581	202.581
**D	VICTORIAN SUPERANNUATION FUND	0	81.276	81.276
**D	CARE SUPER	0	324.814	324.814
**D	TASPLAN SUPERANNUATION FUND.	0	96.530	96.530
**D	EQUIPSUPER	0	162.628	162.628
**D	AUSTRALIAN NATIONAL UNIVERSITY	0	65.573	65.573
**D	KL EUROSTOXX50 DE	0	47.431	47.431
**D	UBS FUND MANAGEMENT (LUXEMBOURG) SA	0	7.060	7.060
**D	UBS FUND MANAGEMENT (LUXEMBOURG) SA	0	10.009	10.009
**D	UBS FUND MANAGEMENT (LUXEMBOURG) SA	0	11.995	11.995
**D	UBS FUND MANAGEMENT (LUXEMBOURG) SA	0	9.025	9.025
**D	UBS FUND MANAGEMENT (LUXEMBOURG) SA	0	22.000	22.000
**D	UBS FUND MANAGEMENT (LUXEMBOURG) SA	0	29.027	29.027
**D	UBS FUND MANAGEMENT (LUXEMBOURG) SA	0	49.739	49.739
**D	UBS FUND MANAGEMENT (LUXEMBOURG) SA	0	6.016	6.016
**D	UBS (LUX) EQUITY SICAV - EUROPEAN - HIGH DIVIDEND (EUR)	0	177.404	177.404
**D	UBS FUND MANAGEMENT (SWITZERLAND) AG.	0	340.224	340.224
**D	UBS FUND MANAGEMENT (SWITZERLAND) AG.	0	238.411	238.411
**D	UBS FUND MGT (CH) AG CH0467/UBSCHIF2-EQ GLOB	0	1.025	1.025
**D	UBS FUND MGT (CH) AG CH1250	0	12.976	12.976

84573/1906

LISTA ESITO DELLE VOTAZIONE

Oggetto: Piano di incentivazione di Lungo Termine 2020-2022 e disposizione di azioni proprie ai servizio del Piano.
FAVOREVOLI

Badge	Ragione Sociale	Proprio	Delega	Totale
**D	UBS FUND MGT (CH) AG CH1270B / 2019 IF - AKT WELT - UBS	0	27.502	27.502
**D	UBS ASSET MANAGEMENT (U.K.) LTD FUND MANAGEMENT SWITZERLAND	0	1.264	1.264
**D	UBS FUND MANAGEMENT (SWITZERLAND) AG.	0	1.204.419	1.204.419
**D	UBS FUND MANAGEMENT	0	90.190	90.190
**D	BAPTIST FOUNDATION OF TEXAS DBA HIGHGROUND ADVISORS	0	147.447	147.447
**D	BERESFORD FUNDS PLC - SETANTA INCOME OPPORTUNITIES FUND	0	17.699	17.699
**D	BRANDES INVESTMENT PARTNERS LP.	0	107	107
**D	ASSET MANAGEMENT EXCHANGE UCITS CCF	0	3.292	3.292
**D	STICHTING DELA DEPOSITARY AND MANAGEMENT OUDE STADSGRACHT	0	493.462	493.462
**D	STICHTING PENSIOENFONDS ING	0	107.192	107.192
**D	LEGAL AND GENERAL CCF	0	5.641	5.641
**D	CAMPBELL PENSION PLANS MASTER RETIREMENT TRUST	0	65.909	65.909
**D	FRESNO COUNTY EMPLOYEES' RETIREMENT ASSOCIATION	0	71.063	71.063
**D	FIREMEN'S ANNUITY AND BENEFIT FUND OF CHICAGO	0	106.883	106.883
**D	SPARTAN GROUP TRUST FOR EMPLOYEE BENEFIT PLANS	0	900.930	900.930
**D	EDINBURGH PARTNERS GLOBAL OPPORTUNITY TRUST PLC	0	254.575	254.575
**D	FIREMEN'S RETIREMENT SYSTEM OF ST. LOUIS	0	33.261	33.261
**D	NYCC WELLINGTON EUROPE CONTRAALAN VALUE FUND	0	26.059	26.059
**D	NUCLEAR ELECTRIC INSURANCE LIMITED	0	209.736	209.736
**D	MICHELIN NORTH AMERICA INC. MASTER RETIREMENT TRUST	0	30.016	30.016
**D	USAA MASTER TRUST (PENSION AND RSP)	0	12.931	12.931
**D	BRANDES INTERNATIONAL EQUITY FUND	0	1.375.435	1.375.435
**D	IBM DIVERSIFIED GLOBAL EQUITY FUND	0	69.096	69.096
**D	NATIONAL WESTMINSTER BANK PLC AS TRUSTEE OF KES STRATEGIC INVESTMENT FUND	0	17.526	17.526
**D	EDINBURGH PARTNERS OPPORTUNITIES FUND PLC	0	39.719	39.719
**D	ELO MUTUAL PENSION INSURANCE COMPANY ELO MUTUAL PENSION INSURANCE COMPANY	0	688.346	688.346
**D	STICHTING HEINEKEN PENSIOENFONDS	0	185.358	185.358
**D	BT PENSION SCHEME LLOYDS CHAMBERS	0	5.585.453	5.585.453
**D	STICHTING PENSIOENFONDS SAGITTARIUS	0	91.864	91.864
**D	IBM PENSION PLAN	0	19.967	19.967
**D	THE BOARD OF THE PENSION PROTECTION FUND RENAISSANCE	0	120.465	120.465
**D	LOTHIAN PENSION FUND	0	1.120.111	1.120.111
**D	STICHTING PENSIOENFONDS VAN DE METALEKTRO (PME)	0	1.398.215	1.398.215
**D	CHEVRON UK PENSION PLAN	0	25.074	25.074
**D	STRATHCLYDE PENSION FUND	0	3.258.194	3.258.194
**D	PUBLIC EMPLOYEES RETIREMENT ASSOCIATION OF COLORADO	0	2.462.701	2.462.701
**D	FUTURE FUND BOARD OF GUARDIANS FOR AND ON BEHALF OF THE MEDICAL RESEARCH FUTURE FUND	0	75.825	75.825
**D	FUTURE FUND BOARD OF GUARDIANS FOR AND ON BEHALF OF FUTURE FUND	0	529.441	529.441
**D	NORTHERN TRUST UCITS COMMON CONTRACTUAL FUND	0	1.079.919	1.079.919
**D	COLONIAL FIRST STATE INVESTMENT FUND 50	0	155.769	155.769
**D	COLONIAL FIRST STATE WHOLESAL INDEXED GLOBAL SHARE FUND	0	102.791	102.791
**D	MUNICIPAL EMPLOYEES ANNUITY AND BENEFIT FUND OF CHICAGO	0	5.880	5.880

2.542

Azionisti in delega:

84573/1904

84573/1908

LISTA ESITO DELLE VOTAZIONE

Oggetto: Piano di incentivazione di Lungo Termine 2020-2022 e disposizione di azioni proprie al servizio del Piano.
FAVOREVOLI

Badge	Ragione Sociale	Proprio	Delega	Totale
**D	UNITED NATIONS RELIEF AND WORKS AGENCY FOR PALESTINE REFUGEES IN THE NEAR EAST UNRWA HEADQUARTERS BAYADER WADI AL-SEER A	12.785	0	12.785
**D	ERIKA GLAZER	0	11.200	11.200
**D	US RETIREMENT TRUST	0	31.255	31.255
**D	RETIREMENT PLAN FOR CITY OF TAMPA GENERAL EMPLOYEES	0	48.262	48.262
**D	THOMAS L. WALTON FAMILY TRUST UAD 03/19/13	0	4.652	4.652
**D	WHEELS COMMON INVESTMENT FUND	0	21.272	21.272
**D	VIRGINIA C.MARS REVOCABLE TRUST DATED AUGUST 6, 1991	0	2.775	2.775
**D	SAMFORD UNIVERSITY PENSION PLAN TRUST	0	2.423	2.423
**D	HRW TESTAMENTARY TRUST NO. 7	0	20.813	20.813
**D	STEWART L. WALTON FAMILY TRUST UAD 3/19/13	0	9.673	9.673
**D	EXELON CORPORATION NUCLEAR DECOMMISSION TRUST - NON TAX QUALIFIED	0	2.291	2.291
**D	CLINTON NUCLEAR POWER PLANT QUALIFIED FUND CLINTON NUCLEAR POWER PLANT QUALIFIED FUND	0	5.909	5.909
**D	DAUGHTERS OF CHARITY OF ST VINCENT DE PAUL PROVINCE OF THE WEST	0	66.865	66.865
**D	CITY OF AUSTIN EMPLOYEES RETIREMENT SYSTEM	0	3.998	3.998
**D	CULTURAL INSTITUTIONS PENSION PLAN TRUST CULTURAL INSTITUTIONS RETIREMENT SYSTEM	0	12.867	12.867
**D	DOMINION RESOURCES INC. MASTER TRUST	0	113.965	113.965
**D	JOSHUA GREEN CORPORATION 1425	0	4.035	4.035
**D	FUNDO DE PENSÕES ALAMEDA DE CARLOS D' ASSUMPCAQ	0	29.766	29.766
**D	TRUST FOR THE PENSION PLAN OF THE CHUBB CORPORATION	0	79.689	79.689
**D	CYSTIC FIBROSIS FOUNDATION	0	96.839	96.839
**D	ARVEST FOUNDATION	0	1.361	1.361
**D	BECHTEL NR PROGRAM PENSION MASTER TRUST	0	24.315	24.315
**D	LTW INVESTMENTS LLC	0	217.700	217.700
**D	GUIDESTONE FUNDS INTERNATIONAL EQUITY FUND	0	661.812	661.812
**D	MASTER TRUST AGREEMENT BETWEEN PFIZER INC AND THE NORTHERN TRUST COMPANY	0	764.399	764.399
**D	OLIN PENSION PLANS MASTER RETIREMENT TRUST	0	21.034	21.034
**D	MNPP CONTRACTOR DB MASTER TRUST	0	180.801	180.801
**D	NEW CHURCH INVESTMENT FUND	0	2.696	2.696
**D	JCW 1987 ARTICLE II DESC TRUST FBO JMW DTD 1/1/2012	0	1.102	1.102
**D	ALICE A PROIETTI FAMILY TRUST UAD 09/27/13	0	5.374	5.374
**D	JCW 1987 ARTICLE II DESC TRUST FBO TIM	0	1.080	1.080
**D	HSBC UCITS COMMON CONTRACTUAL FUND	0	36.361	36.361
**D	HONG KONG SAR GOVERNMENT EXCHANGE FUND	0	3.463.213	3.463.213
**D	BEAT DRUGS FUND ASSOCIATION	0	3.668	3.668
**D	HOSPITAL AUTHORITY PROVIDENT FUND SCHEME	0	341.238	341.238
**D	PUBLIC PENSION AGENCY	0	628.856	628.856
**D	PUBLIC PENSION AGENCY	0	657.063	657.063
**D	PLURIBUS LABS GLOBAL CORE EQUITY MASTER FUND LP	0	1.127	1.127
**D	BRANDES GLOBAL EQUITY INCOME FUND	0	2.589	2.589
**D	BRANDES GLOBAL EQUITY FUND	0	305.548	305.548
**D	OVERSTONE COMMON CONTRACTUAL FUND	0	756.241	756.241
**D	HPE GLOBAL EQUITY SUB FUND	0	1.543.808	1.543.808

LISTA ESITO DELLE VOTAZIONE

Oggetto: Piano di incentivazione di Lungo Termine 2020-2022 e disposizione di azioni proprie al servizio del Piano.
FAVOREVOLI

Badge	Ragione Sociale	Proprio	Delega	Totale
**D	OVERSTONE FUND PLC	0	1.854.403	1.854.403
**D	ILA CLI FUND 2011	0	22.083	22.083
**D	ORIZABA, LP	0	17.955	17.955
**D	OMEGA FTIP LIMITED PARTNERSHIP	0	574	574
**D	82A HOLDINGS, LLC	0	1.023	1.023
**D	LTW GROUP HOLDINGS, LLC	0	161.739	161.739
**D	LEHMAN-STAMM FAMILY PARTNERS LLC LEHMAN-STAMM FAMILY PARTNERS LLC	0	891	891
**D	LEGAL AND GENERAL MSCI EAFE FUND LLC	0	252.312	252.312
**D	LAKE AVENUE INVESTMENTS LLC	0	92.703	92.703
**D	THE JBUT MASTER INVESTMENT PARTNERS HIP LLP C/O JACOBUS WEALTH MANAGEMENT	0	34.728	34.728
**D	NTGI-QM COMMON DAILY EAFE INDEX FUND - NON LENDING	0	257.033	257.033
**D	801 INVESTMENTS LLC	0	119.100	119.100
**D	PRO-GEN INVESTMENTS LLC	0	35.740	35.740
**D	MALACHITE 35 TRUST	0	6.068	6.068
**D	SHIMODA HOLDINGS, LLC	0	2.301	2.301
**D	FCM INTERNATIONAL LLC	0	8.743	8.743
**D	NTGI-QM COMMON DAILY ALL COUNTRY WORLD EX-US INVESTABLE MARKET INDEX FUND - NON LENDING	0	75.546	75.546
**D	MA 94 B SHARES, LP	0	93.687	93.687
**D	RDW LIQUID LLC	0	39.122	39.122
**D	CINDY SPRINGS, LLC	0	39.959	39.959
**D	SENTINEL INTERNATIONAL FUND	0	36.194	36.194
**D	SALIX, LLC	0	11.130	11.130
**D	SLW PORTFOLIO, LLC	0	83.683	83.683
**D	LEGAL AND GENERAL ASSURANCE SOCIETY LIMITED	0	188.062	188.062
**D	WAM INVESTMENTS, LLC	0	7.382	7.382
**D	GLOBAL BOND FUND WAYCROSSE INC	0	232.015	232.015
**D	MS FUND LP	0	32.869	32.869
**D	SIM GLOBAL BALANCED TRUST	0	2.291	2.291
**D	THYSSEN GLOBAL INVESTMENTS CORP	0	1.376	1.376
**D	INTERNATIONAL EXPATRIATE BENEFIT MASTER TRUST	0	12.050	12.050
**D	THE HARRY I. BRADLEY JR. TRUSTS MASTER INVESTMENT PARTNERSHIP LLP C/O JACOBUS WEALTH MANAGEMENT	0	9.217	9.217
**D	LEGAL AND GENERAL EUROPEAN EQUITY INCOME FUND	0	759.000	759.000
**D	BETTER BE GOOD, LLC	0	2.516	2.516
**D	CARNELIAN INVESTMENT MANAGEMENT LLC	0	47.461	47.461
**D	CHCP GLOBAL SECURITIES LP	0	1.235	1.235
**D	EVA VALLEY MAI LLC	0	17.102	17.102
**D	LEGG MANSON QS INVESTORS GLOBAL RESPONSIBLE INVESTMENT FUND	0	1.491	1.491
**D	FISHER INVESTMENTS TRUST	0	63.245	63.245
**D	DYNASTY INVEST LTD	0	4.959	4.959
**D	DELFINCO LP	0	16.034	16.034
**D	CHESSE INTERNATIONAL PROPERTIES, LTD.	0	2.023	2.023
**D	NTGI - QM COMMON DAILY ALL COUNTRY WORLD EX-US EQUITY INDEX FUND - LENDING	0	140.779	140.779
**D	NTCC COLLECTIVE FUNDS FOR GRANTOR TRUST	0	16.075	16.075

84573/1909

LISTA ESITO DELLE VOTAZIONE

Oggetto: Piano di incentivazione di Lungo Termine 2020-2022 e disposizione di azioni proprie al servizio del Piano.
FAVOREVOLI

84573/1910

Badge	Ragione Sociale	Proprio	Delega	Totale
**D	K INVESTMENTS SH LIMITED	0	382.367	382.367
**D	LEGAL AND GENERAL DEVELOPED MULTI-FACTOR SL FUND LLC	0	28.310	28.310
**D	WTGI-QM COMMON DAILY EAFE INDEX FUND - LENDING	0	205.383	205.383
**D	PERMANENT FUND INVESTMENTS LLC	0	18.796	18.796
**D	BRANDES INSTITUTIONAL EQUITY TRUST	0	1.045.186	1.045.186
**D	ASCENSION ALPHA FUND, LLC	0	11.484	11.484
**D	UNITED NATIONALS JOINT STAFF PENSION FUND	0	1.700.000	1.700.000
**D	INTERNATIONAL MONETARY FUND STAFF RETIREMENT PLAN	0	7.956	7.956
**D	INTERNATIONAL MONETARY FUND STAFF RETIREMENT PLAN 700	0	43.974	43.974
**D	THE PUBLIC INSTITUTION FOR SOCIAL SECURITY	0	431.454	431.454
**D	THE PUBLIC INSTITUTION FOR SOCIAL SECURITY	0	95.138	95.138
**D	THE PUBLIC INSTITUTION FOR SOCIAL SECURITY	0	129.882	129.882
**D	INTERNATIONAL MONETARY FUND RETIRED STAFF BENEFITS INVESTMENT ACCOUNT 700	0	10.147	10.147
**D	MASTER TRUST FOR CERTAIN TAX-QUALIFIED BECHTEL RETIREMENT PLANS QUALIFIED BECHTEL RETIREMENT PLANS 56.348	0	0	56.348
**D	NATIONAL COUNCIL FOR SOCIAL SEC FUND	0	5.214	5.214
**D	NATIONAL COUNCIL FOR SOCIAL SECURITY FUND.	0	35.008	35.008
**D	NATIONAL COUNCIL FOR SOCIAL SECURITY FUND.	0	35.894	35.894
**D	NGEE ANN POLYTECHNIC	0	694	694
**D	NATIONAL COUNCIL FOR SOCIAL SEC FUND	0	155.178	155.178
**D	NATIONAL COUNCIL FOR SOCIAL SEC FUND	0	495.925	495.925
**D	FIDELITY SALEM STREET TRUST FIDELITY SERIES GLOBAL EX U.S. INDEX FUND	0	1.778.371	1.778.371
**D	FIDELITY SALEM STREET TRUST: FIDELITY FLEX INTERNATIONAL INDEX FUND	0	53.340	53.340
**D	FISHER INVESTMENTS GLOBAL TOTAL RETURN UNIT TRUST FUND	0	1.609	1.609
**D	HALIFAX REGIONAL MUNICIPALITY MASTER TRUST	0	1.072	1.072
**D	PUBLIC SECTOR PENSION INVESTMENT BOARD	0	1.387.606	1.387.606
**D	MICHELIN NORTH AMERICA (CANADA) INC. MASTER TRUST	0	63	63
**D	HAGFORS LIMITED HE R AND H TRUST COMPANY LTD	0	21.553	21.553
**D	STICHTING BLUE SKY LIQUID ASSET FUNDS	0	289.162	289.162
**D	NEW ZEALAND SUPERANNUATION FUND	0	295.318	295.318
**D	STATE UNIVERSITIES RETIREMENT SYSTEM	0	234.930	234.930
**D	MERCER PASSIVE INTERNATIONAL SHARES FUND	0	87.821	87.821
**D	ARIA CO PTY LTD AS TRUSTEE FOR COMBINED INVESTMENTS FUND	0	922.334	922.334
**D	COMMONWEALTH SUPERANNUATION CORPORATION AS TRUSTEE FOR ARIA INVESTMENTS TRUST	0	134.260	134.260
**D	MERCER OSS TRUST	0	13.458	13.458
**D	LORD MAYORS CHARITABLE FUND	0	2.062	2.062
**D	RIVER AND MERCANTILE GLOBAL HIGH ALPHA FUND	0	26.124	26.124
**D	QUEENSLAND INVESTMENT TRUST NO. 2	0	91.200	91.200
**D	QIC INTERNATIONAL EQUITIES FUND	0	71.155	71.155
**D	GOVERNMENT EMPLOYEES SUPERANNUATION BOARD	0	81.540	81.540
**D	DODDINGTON GLOBAL FUND LLC	0	161.482	161.482
**D	GOVERNMENT EMPLOYEES SUPERANNUATION BOARD	0	363.431	363.431
**D	TYCO ELECTRONICS CORPORATION RETIREMENT SAVINGS AND INVESTMENT PLAN	0	19.553	19.553

LISTA ESITO DELLE VOTAZIONE

Oggetto: Piano di incentivazione di Lungo Termine 2020-2022 e disposizione di azioni proprie al servizio del Piano.
FAVOREVOLI

Badge	Ragione Sociale	Proprio	Delega	Totale
**D	SAMFORD UNIVERSITY	0	3.436	3.436
**D	S. ROBSON WALTON 1999 CHILDRENS TRUST	0	4.180	4.180
**D	NTCC COLLECTIVE FUNDS FOR EMPLOYEE BENEFIT TRUSTS	0	778.008	778.008
**D	TRINITY COLLEGE CAMBRIDGE	0	14.300	14.300
**D	THE TRUSTEES OF THE HENRY SMITH CHARITY	0	55.143	55.143
**D	HRW TESTAMENTARY TRUST NO 6	0	18.871	18.871
**D	WALTON FAMILY FOUNDATION INC	0	245.679	245.679
**D	HRW TESTAMENTARY TRUST NO 2	0	36.076	36.076
**D	HRW TESTAMENTARY TRUST NO. 8	0	13.426	13.426
**D	HRW TESTAMENTARY TRUST NO. 9	0	12.646	12.646
**D	HRW TESTAMENTARY TRUST NO 1	0	10.542	10.542
**D	HRW TESTAMENTARY TRUST NO. 10	0	26.454	26.454
**D	HRW TRUST NO 4 UAD 01/17/03	0	35.984	35.984
**D	HRW TESTAMENTARY TRUST NO. 12	0	24.284	24.284
**D	PRESBYTERIAN CHURCH (USA) FOUNDATION	0	21.551	21.551
**D	NORTHERN TRUST GLOBAL INVESTMENTS COLLECTIVE FUNDS TRUST	0	6.129.405	6.129.405
**D	FORD MOTOR COMPANY DEFINED BENEFIT MASTER TRUST	0	86.587	86.587
**D	FLORIDA COLLEGE SAVINGS PROGRAM	0	3.410	3.410
**D	EXELON PEACH BOTTOM UNIT 1 QUALIFIED FUND 10	0	1.985	1.985
**D	EXELON FITZPATRICK QUALIFIED FUND	0	12.298	12.298
**D	CATERPILLAR INC. GROUP INSURANCE PLAN TRUST	0	9.135	9.135
**D	CENTURYLINK, INC. DEFINED CONTRIBUTION PLAN MASTER TRUST	0	118.617	118.617
**D	CATERPILLAR INC MASTER RETIREMENT TRUST	0	161.300	161.300
**D	OMENS CORNING DEFINED BENEFIT MASTER TRUST	0	15.417	15.417
**D	NORTHERN FUNDS - INTERNATIONAL EQUITY INDEX FUND	0	854.409	854.409
**D	NEW IRELAND ASSURANCE COMPANY PLC	0	1.426.042	1.426.042
**D	ACTIVE M INTERNATIONAL EQUITY FUND	0	267.136	267.136
**D	MICHIGAN CATHOLIC CONFERENCE	0	3.823	3.823
**D	LOCKHEED MARTIN CORPORATION MASTER RETIREMENT TRUST	0	184.379	184.379
**D	COMMONWEALTH OF MASSACHUSETTS EMPLOYEES DEFERRED COMPENSATION PLAN	0	86.250	86.250
**D	MICHIGAN CATHOLIC CONFERENCE MASTER PENSION TRUST	0	8.267	8.267
**D	STATE OF IDAHO ENDOWMENT FUND INVESTMENT BOARD	0	108.130	108.130
**D	JTW TRUST NO. 2 UAD 9/19/02	0	11.424	11.424
**D	JTW TRUST NO. 4 UAD 9/19/02	0	16.255	16.255
**D	JTW TRUST NO. 1 UAD 9/19/02	0	8.181	8.181
**D	JTW TRUST NO. 3 UAD 9/19/02	0	12.024	12.024
**D	JTW TRUST NO. 5 UAD 9/19/02	0	7.575	7.575
**D	JOHN T WALTON FAMILY TRUST	0	21.689	21.689
**D	AON PENSION PLAN TRUST AON CORPORATION	0	11.925	11.925
**D	ALM 2010 FAMILY TRUST ALICE WALTON/O WALTON ENTERPRISES LLC	0	132.450	132.450
**D	THE BOBING COMPANY EMPLOYEE SAVINGS PLANS MASTER TRUST	0	221.886	221.886
**D	ACORN 1998 TRUST	0	2.651	2.651
**D	HRW TESTAMENTARY TRUST NO 3	0	19.529	19.529

84573/134

2.542

LISTA ESITO DELLE VOTAZIONE

Objetto: Piano di incentivazione di Lungo Termine 2020-2022 e disposizione di azioni proprie al servizio del Piano.
FAVOREVOLI

Badge	Regione Sociale	Proprio	Delega	Totale
**D	HRW TRUST NO 1 UAD 01/17/03	0	26.582	26.582
**D	HRW TESTAMENTARY TRUST NO. 11	0	22.762	22.762
**D	HRW TESTAMENTARY TRUST NO 4	0	9.994	9.994
**D	HRW TESTAMENTARY TRUST NO 5	0	11.377	11.377
**D	BRANDES INVESTMENT PARTNERS, LP 401(K) PLAN	0	67.951	67.951
**D	MILTON HERSHEY SCHOOL TRUST	0	18.060	18.060
**D	MONDRIAN ALL COUNTRIES WORLD EX-US EQUITY FUND LP	0	1.725.594	1.725.594
**D	CITY OF LOS ANGELES FIRE AND POLICE PENSION PLAN	0	201.118	201.118
**D	ILLINOIS MUNICIPAL RETIREMENT FUND	0	1.202.675	1.202.675
**D	ILLINOIS MUNICIPAL RETIREMENT FUND	0	1.127.565	1.127.565
**D	MERCY INVESTMENT SERVICES INC	1	105.790	105.790
**D	MARSH AND MCLENNAN MASTER RETIREMENT TRUST	0	6.131.216	6.131.216
**D	MONDRIAN INTERNATIONAL EQUITY FUND I.P.	0	16.159	16.159
**D	KISSAN NORTH AMERICA INC. EMPLOYEE RETIREMENT PLAN MASTER TRUST	0	113.310	113.310
**D	NEW YORK STATE NURSES ASSOCIATION PENSION PLAN	0	137.591	137.591
**D	GUIDESTONE FUNDS INTERNATIONAL EQUITY INDEX FUND	0	89.865	89.865
**D	GENERAL PENSION AND SOCIAL SECURITY AUTHORITY GPSSA	0	102.390	102.390
**D	CHEVRON MASTER PENSION TRUST	0	219.986	219.986
**D	FLORIDA PREPAID COLLEGE PROGRAM	0	11.843	11.843
**D	STICHTING INSTITUUT GAK	0	153.630	153.630
**D	EAST BAY MUNICIPAL UTILITY DISTRICT	0	661.117	661.117
**D	CITY OF MILWAUKEE EMPLOYEES RETIREMENT SYSTEM	0	99.939	99.939
**D	CENTURYLINK, INC. DEFINED BENEFIT MASTER TRUST	0	6.290	6.290
**D	WYOMING RETIREMENT SYSTEM	0	24.035	24.035
**D	WYOMING RETIREMENT SYSTEM	0	126.817	126.817
**D	UTAH STATE RETIREMENT SYSTEMS	0	76.260	76.260
**D	SALT RIVER PIMA-MARICOPA INDIAN COMMUNITY	0	7.255	7.255
**D	NATIONAL WESTMINSTER BANK PLC AS TRUSTEE OF STONERHAGE FLEMING UK EQUIT Y INCOME FUND	0	135.600	135.600
**D	HSCB GLOBAL EQUITY FUND	0	15.850	15.850
**D	FORD MOTOR COMPANY OF CANADA, LIMITED PENSION TRUST	0	92.427	92.427
**D	WORKPLACE HEALTH SAFETY AND COMPENSATION COMMISSION OF NEW BRUNSWICK	0	262.312	262.312
**D	HSCB INTERNATIONAL EQUITY POOLED FUND	0	356.392	356.392
**D	PEPSICO, INC. MASTER TRUST	0	115.017	115.017
**D	PEPSICO CANADA ULC MASTER TRUST	0	19.224	19.224
**D	OPSEU PENSION PLAN TRUST FUND	0	10.003	10.003
**D	LEGAL AND GENERAL GLOBAL EQUITY INDEX FUND	0	18.330	18.330
**D	LEGAL AND GENERAL FUTURE WORLD EQUITY FACTORS INDEX FUND	0	972	972
**D	LEGAL AND GENERAL FUTURE WORLD ESG DEVELOPED INDEX FUND	0	1.445.474	1.445.474
**D	LEGAL AND GENERAL EUROPEAN INDEX TRUST	0	171.026	171.026
**D	LEGAL AND GENERAL INTERNATIONAL INDEX TRUST	0	57.152	57.152
**D	STATE STREET GLOBAL ADVISORS GROSS ROLL UP UNIT TRUST	0	804.165	804.165
**D	OKLAHOMA PUBLIC EMPLOYEES RETIREMENT SYSTEM	0	7.694	7.694
**D	OYSTER CREEK ENVIRONMENTAL PROTECTION LLC QUALIFIED NUCLEAR DECOMMISS IONING TRUST	0		

84573/1912

LISTA ESITO DELLE VOTAZIONE

Oggetto: Piano di incentivazione di Lungo Termine 2020-2022 e disposizione di azioni proprie al servizio del Piano.
FAVOREVOLI

Badge	Regione Sociale	Proprio	Delega	Totale
**D	PAULA CARR	0	102.522	102.522
**D	PAVILION INTERNATIONAL FOCUSED EQUITY POOL	0	11.301	11.301
**D	BLACKROCK AUTHORISED CONTRACTUAL SCHEME I	0	1.946.258	1.946.258
**D	RAMI PARTNERS, LLC	0	146.764	146.764
**D	LEGAL AND GENERAL AUTHORISED CONTRACTUAL SCHEME	0	1.852	1.852
**D	LEGAL AND GENERAL ICAV	0	63.934	63.934
**D	BRITISH COLUMBIA INVESTMENT MANAGEMENT CORPORATION	0	101.657	101.657
**D	STATE TEACHERS RETIREMENT SYSTEM OF OHIO	0	848.600	848.600
**D	STATE TEACHERS RETIREMENT SYSTEM OF OHIO	0	1.086.705	1.086.705
**D	BANCO NACIONAL DE PANAMA, ACTING AS TRUSTEE OF THE FIDEICOMISO DE FONDO DE AHORRO DE PANAMA	0	9.772	9.772
**D	LGPS CENTRAL AUTHORISED CONTRACTUAL SCHEME	0	335.700	335.700
**D	BORDER TO COAST AUTHORISED CONTRACTUAL SCHEME	0	150.220	150.220
**D	UBS COMMON CONTRACTUAL FUND	0	706	706
**D	OSUPER	0	36.999	36.999
**D	BLACKROCK UCITS CCF. BLACKROCK ASSET MANAGEMENT IRELAND LIMITED	0	168.689	168.689
**D	INTERNATIONAL BANK FOR RECONSTRUCTION AND DEVELOPMENT ON BEHALF OF THE WORLD BANK GROUP TRUST FUNDS	0	0	12.037
**D	CLEARWATER INTERNATIONAL FUND	0	4.500	4.500
**D	KOMMUNAL LANDSPENSJONSKASSE GJENSIDIG FORSIKRINGSSELSKAP	0	142.124	142.124
**D	VERDIPAPIRFONDET KLP AKSJEUROPA INDEKS 1	0	141.057	141.057
**D	VERDIPAPIRFONDET KLP AKSJEGLOBAL INDEX 1	0	329.111	329.111
**D	UNIVEST	0	290.496	290.496
**D	STICHTING BEDRIJFSTAKPENSIOENFONDS VOOR HET SCHOONMAAK EN GLAZENWASSER SBEDRIJF	0	113.519	113.519
**D	STICHTING BEDRIJFSTAKPENSIOENFONDS VOOR HET BEROEPSVERVOER OVER DE WEG	0	1.034.724	1.034.724
**D	FUARDE AP-FONDEN	0	154.828	154.828
**D	STOREBRAND SICAV	0	7.121	7.121
**D	NORTHERN TRUST UCITS FGR FUND	0	470.594	470.594
**D	ANDRA AP-FONDEN	0	10.389	10.389
**D	ROBECO INSTITUTIONAL UMBRELLA FUND	0	339.849	339.849
**D	THE EUROPEAN ORGANIZATION FOR NUCLEAR RESEARCH PENSION FUND	0	394.816	394.816
**D	RBC PRIVATE OVERSEAS EQUITY POOL	0	89.968	89.968
**D	STICHTING BEDRIJFSTAKPENSIOEN FONDS VOOR DE DETAILHANDEL	0	465.674	465.674
**D	DANSKE INVEST SICAV GLOBAL INDEX	0	181.464	181.464
**D	INVESTIMO	0	115.038	115.038
**D	VONTOBEL ASSET MANAGEMENT S.A	0	133.126	133.126
**D	UNIVERSE THE CMI CONTINEN. EUROPEANEQUITY	0	240.769	240.769
**D	VONTOBEL FUND (CH) - VESCORE GLOBALEQUITY MULTIFACTOR OLIVIER SCHALBETTER VONTOBEL FONDS SERVICES AG	0	0	3.172
**D	PINNACLE ICAV	0	153.711	153.711
**D	SAN MARCO COUNTY EMPLOYEES' RETIREMENT ASSOCIATION	0	313.491	313.491
**D	SL MES LOW VOL GLOB-EQ FD	0	12.524	12.524
**D	STATES OF GUERNSEY SUPERANNUATION FUND	0	114.553	114.553
**D	STATES OF GUERNSEY SUPERANNUATION FUND	0	3.946	3.946

84573/1913

LISTA ESITO DELLE VOTAZIONE

Oggetto: Piano di incentivazione di Lungo Termine 2020-2022 e disposizione di azioni proprie al servizio del Piano.

FAVOREVOLI

Badge	Regione Sociale	Proprio	Delega	Totale
**D	CMLA INDEXED GLOBAL SHARE FUND	0	16.912	16.912
**D	LEGAL AND GENERAL ASSURANCE PENSIONS MANAGEMENT LIMITED	0	90.590	90.590
**D	IRISH LIFE ASSURANCE.	0	10.550	10.550
**D	IRISH LIFE ASSURANCE.	0	10.999	10.999
**D	IRISH LIFE ASSURANCE.	0	50.392	50.392
**D	IRISH LIFE ASSURANCE.	0	813.695	813.695
**D	IRISH LIFE ASSURANCE PLC	0	696.632	696.632
**D	ILA-LA WORLD ESG SCREENED FUND	0	21.773	21.773
**D	IRISH LIFE ASSURANCE PLC	0	969.427	969.427
**D	CANADA LIFE ASSURANCE EUROPE LIMITED	0	1.438.025	1.438.025
**D	OVERSTONE UCITS FUND PLC	0	72.968	72.968
**D	STICHTING PENSIOENFONDS METAAL EN TECHNIEK MN SERVICES	0	468.740	468.740
**D	STICHTING MN SERVICES	0	1.723.023	1.723.023
**D	THE DPA INTERNATIONAL VALUE SERIESA	0	3.426.705	3.426.705
**D	ZURICH LIFE ASSURANCE PLC	0	982.858	982.858
**D	OLD MUTUAL GLOBAL INVESTORS	0	8.226	8.226
**D	CFSIL ATE CMLA INTERNATIONAL SHARE FUND	0	31.515	31.515
**D	STICHTING MN SERVICES RAMDELENFONDS EUROPA.	0	250.830	250.830
**D	LEGAL AND GENERAL ASSURANCE PENSIONS MANAGEMENT LIMITED	0	272.246	272.246
**D	LEGAL AND GENERAL ASSURANCE PENSIONS MANAGEMENT LIMITED	0	2.292	2.292
**D	LEGAL AND GENERAL ASSURANCE PENSIONS MANAGEMENT LIMITED	0	21.316	21.316
**D	LEGAL AND GENERAL ASSURANCE PENSIONS MANAGEMENT LIMITED	0	5.893	5.893
**D	LEGAL AND GENERAL ASSURANCE PENSIONS MANAGEMENT LIMITED	0	14.015	14.015
**D	LEGAL AND GENERAL ASSURANCE PENSIONS MANAGEMENT LIMITED	0	7.156.953	7.156.953
**D	LEGAL AND GENERAL ASSURANCE PENSIONS MANAGEMENT LIMITED	0	116.486	116.486
**D	LEGAL AND GENERAL ASSURANCE PENSIONS MANAGEMENT LIMITED	0	520.465	520.465
**D	LEGAL AND GENERAL ASSURANCE PENSIONS MANAGEMENT LIMITED	0	406.966	406.966
**D	LEGAL AND GENERAL ASSURANCE PENSIONS MANAGEMENT LIMITED	0	94.125	94.125
**D	LEGAL AND GENERAL ASSURANCE PENSIONS MANAGEMENT LIMITED	0	17.549	17.549
**D	LEGAL AND GENERAL ASSURANCE PENSIONS MANAGEMENT LIMITED	0	211.355	211.355
**D	LEGAL AND GENERAL ASSURANCE PENSIONS MANAGEMENT LIMITED	0	30.347	30.347
**D	LEGAL AND GENERAL ASSURANCE PENSIONS MANAGEMENT LIMITED	0	5.792	5.792
**D	LEGAL AND GENERAL ASSURANCE PENSIONS MANAGEMENT LIMITED	0	4.442	4.442
**D	LEGAL AND GENERAL ASSURANCE PENSIONS MANAGEMENT LIMITED	0	15.917	15.917
**D	LEGAL AND GENERAL ASSURANCE PENSIONS MANAGEMENT LIMITED	0	2.878	2.878
**D	LEGAL AND GENERAL ASSURANCE PENSIONS MANAGEMENT LIMITED	0	57.276	57.276
**D	SUMMIT INVESTMENT FUNDS PLC IRISH LIFE INVESTMENT MANAGERS	0	66.403	66.403
**D	LEGAL AND GENERAL ASSURANCE PENSIONS MANAGEMENT LIMITED	0	40.579	40.579
**D	LEGAL AND GENERAL ASSURANCE PENSIONS MANAGEMENT LIMITED	0	59.622	59.622
**D	LEGAL AND GENERAL ASSURANCE PENSIONS MANAGEMENT LIMITED	0	72.725	72.725
**D	LEGAL AND GENERAL ASSURANCE PENSIONS MANAGEMENT LIMITED	0	154.364	154.364
**D	LEGAL AND GENERAL ASSURANCE PENSIONS MANAGEMENT LIMITED	0	72.620	72.620
**D	LEGAL AND GENERAL INVESTMENT MANAGEMENT	0	18.743	18.743

LISTA ESITO DELLE VOTAZIONE

Oggetto: Piano di incentivazione di Lungo Termine 2020-2022 e disposizione di azioni proprie al servizio del Piano.
FAVOREVOLI

Badge	Ragione Sociale	Proprio	Delega	Totale
**D	LEGAL AND GENERAL ASSURANCE PENSIONS MANAGEMENT LIMITED	0	119.930	119.930
**D	LEGAL AND GENERAL ASSURANCE PENSIONS MANAGEMENT LIMITED	0	108.169	108.169
**D	LEGAL AND GENERAL ASSURANCE PENSIONS MANAGEMENT LIMITED	0	68.538	68.538
**D	LEGAL AND GENERAL ASSURANCE PENSIONS MANAGEMENT LIMITED	0	1.234.452	1.234.452
**D	CITITRUST LTD	0	7.025	7.025
**D	LEGAL AND GENERAL ASSURANCE PENSIONS MANAGEMENT LIMITED	0	106.300	106.300
**D	MANULIFE GLOBAL FUND.	0	115.614	115.614
**D	AEGON CUSTODY B.V	0	5.638	5.638
**D	AEGON CUSTODY B.V	0	277.988	277.988
**D	THE NOMURA TRUST AND BANKING CO LTD	0	139.816	139.816
**D	THE NOMURA TRUST AND BANKING CO LTD	0	5.286	5.286
**D	SUMMIT MUTUAL FUNDS PUBLIC LIMITED COMPANY IRISH LIFE INVESTMENT MANAGERS	0	34.909	34.909
**D	BERESFORD FUNDS PLC	0	692.598	692.598
**D	CFSIL - COMMONWEALTH GLOBAL SHARE FUND 22	0	534.529	534.529
**D	CFSIL - COMMONWEALTH GLOBAL SHARE FUND 23	0	164.605	164.605
**D	STICHTING PGM DEPOSITARY	0	1.994.944	1.994.944
**D	STICHTING PGM DEPOSITARY	0	400.981	400.981
**D	INTERNATIONAL EQUITIES FUND	0	22.511	22.511
**D	NATIONAL COUNCIL FOR SOCIAL SECURITY FUND.	0	47.794	47.794
**D	AEGON CUSTODY B.V.	0	127.263	127.263
**D	CFSIL - COLONIAL FIRST STATE GLOBAL ASSET MANAGEMENT MULTI SECTOR TRUST 1	0	978	978
**D	SDA INTL EQUITY INDEX FD-WORLD	0	66.132	66.132
**D	CBOSC-CBGS-WGSS07	0	48.761	48.761
**D	JANUS HENDERSON CAPITAL FUNDS PLC	0	645	645
**D	CBOSC AFF CW BK GRP SUP WGSS08	0	59.104	59.104
**D	PINEBRIDGE FUND SERIES PINEBRIDGE EUROPE EQUITY FUND	0	29.086	29.086
**D	JOHN HANCOCK VARIABLE INSURANCE TRUST INTERNATIONAL EQUITY INDEX TRUST	0	98.316	98.316
**D	LEGAL AND GENERAL COLLECTIVE INVESTMENT TRUST..	0	864	864
**D	LEGAL AND GENERAL COLLECTIVE INVESTMENT TRUST..	0	5.580	5.580
**D	LEGAL AND GENERAL COLLECTIVE INVESTMENT TRUST..	0	574.326	574.326
**D	CFSIL RE COLONIAL FIRST STATE INVESTMENT FUND 10	0	119.737	119.737
**D	CFSIL RE COLONIAL FIRST STATE INVESTMENT FUND 10	0	32.924	32.924
**D	VICTORY MARKET NEUTRAL INCOME FUND	0	109.225	109.225
**D	NEWBURG NOMINEES LIMITED INVESTORS WHOLESALER GLOBAL EQUITY (INDEX) TRUST	0	30.160	30.160
**D	LATVIJAS BANKA	0	26.321	26.321
**D	JOHN HANCOCK FUNDS II INTERNATIONAL STRATEGIC EQUITY ALLOCATION FUND	0	40.208	40.208
**D	MACQUARIE MULTI FACTOR FUND	0	51.043	51.043
**D	HOSTPLUS POOLED SUPERANNUATION TRUST	0	4.926	4.926
**D	VICTORYSHARES DEVELOPER ENHANCED VOLATILITY WTD INDEX ETF	0	143	143
**D	VICTORYSHARES INTERNATIONAL VOLATILITY WTD INDEX ETF	0	16.174	16.174
**D	CITITRUST LIMITED AS TRUSTEE OF BLACKROCK PREMIER FUNDS-BLACKROCK WORLD EQUITY INDEX FUND	0	64.565	64.565
**D	VICTORYSHARES INTERNATIONAL HIGHDIV VOLATILITY WTD INDEX ETF	0	5.864	5.864
**D	INVESTOR POOLED INVESTMENT FUND-GLOBAL STRATEGIC EQUITY FUND	0	22.969	22.969
**D	WARMAN INVESTMENTS PTY LIMITED	0		

84573/1915

LISTA ESITO DELLE VOTAZIONE

Objetto: Piano di incentivazione di Lungo Termine 2020-2022 e disposizione di azioni proprie al servizio del Piano.
FAVOREVOLI

Badge	Ragione Sociale	Proprio	Delega	Totale
**D	STICHTING PGM DEPOSITARY	0	1.053.812	1.053.812
**D	STICHTING ALGEMEEN PENSIOENFONDS	0	96.298	96.298
**D	COLONIAL FIRST STATE INVESTMENT FUND.	0	53.709	53.709
**D	APPLAN ASSET MANAGEMENT	0	351.866	351.866
**D	ABERDEEN INVESTMENT FUNDS UK ICVC II - ABERDEEN EUROPEAN EQUITY TRACKER FUND	0	26.403	26.403
**D	USAA INTERNATIONAL FUND	0	669.990	669.990
**D	VICTORYSHARES USA MSCI INTERNATIONAL VALUE MOMENTUM ETF	0	64.270	64.270
**D	LEGAL AND GENERAL COLLECTIVE INVESTMENT TRUST.	0	4.984	4.984
**D	TIMOTHY PLAN INTERNATIONAL ETF.	0	8.522	8.522
**D	UNIFIED ACCUMULATIVE PENSION FUND JOINT STOCK COMPANY	0	21.073	21.073
**D	SUN LIFE MFS GLOBAL TOTAL RETURN FUND SUN LIFE GLOBAL INVESTMENTS (CANADA) INC	0	281.194	281.194
**D	INTERNATIONAL RESEARCH EQUITY EXTENDED MASTER FUND (CAYMAN) L.P. C/O INTERTRUST CORP SVCS (CAYMAN) LTD	0	194.409	194.409
**D	STATERA MASTER INVESTORS (CAYMAN) L.P.	0	151	151
**D	PANAGORA ASSET MANAGEMENT INC.	0	98	98
**D	PANAGORA ASSET MANAGEMENT INC	0	383	383
**D	STOCK SELECTOR GLOBAL EQUITY INCUBATOR	0	261	261
**D	TWO SIGMA EQUITY SPECTRUM PORTFOLIO - EUR A/C MSPB	0	364	364
**D	GOTHAM CAPITAL V LLC	0	145	145
**D	CORECOMMODITY MANAGEMENT-FOUNDERS II MASTER FUND LTD. DMS CORP. SERVICES LTD.	0	1.879	1.879
**D	CORECOMMODITY MANAGEMENT - FOUNDERS ABSOLUTE RETURN MASTER FUND LTD. C/O DMS CORPORATE SERVICES LTD	0	6.240	6.240
**D	THE MANZANITA FOUNDATION C/O SKP LLP	0	12.358	12.358
**D	VIA RAIL CANADA INC MASTER TRUST 3	0	23.793	23.793
**D	RBC QUBE LOW VOLATILITY ALLCOUNTRY WORLD EQUITY FUND	0	7.967	7.967
**D	RBC QUBE LOW VOLATILITY GLOBAL EQUITY FUND	0	801.711	801.711
**D	SL MFS LOW VOL INFL EQ FD	0	2.710	2.710
**D	THE TM OVERSTONE UCITS EQUITY INCOME FUND	0	324.698	324.698
**D	SUN LIFE MFS MONTHLY INCOME FUND	0	10.707	10.707
**D	TRANSAMERICA LIFE INSURANCE COMPANY	0	22.075	22.075
**D	CWB ONYX GLOBAL EQUITY FUND	0	35.589	35.589
**D	NBINC ERAE EQUITY INDEX FUND	0	61.603	61.603
**D	RR CPE GARDERIE QC	0	119.645	119.645
**D	RBC QUBE STABLE DIVIDEND GLOBAL	0	12.291	12.291
**D	MB HIGH INCOME EQUITY FUND	0	33.468	33.468
**D	NBIMC ERAE EQUITY INDEX FUND - CLASS N	0	3.589	3.589
**D	TREDJE AP-FONDEN	0	6.973	6.973
**D	ANTIPODES GLOBAL FUND	0	1.983.410	1.983.410
**D	ANTIPODES GLOBAL FUND - LONG	0	549.457	549.457
**D	PERPETUAL ECONOMIC DIVERSIFICATION GLOBAL EQUITY FUND	0	37.002	37.002
**D	THE ENDEAVOUR II FUND	0	6.296	6.296
**D	UNITED FOOD AND COMMERCIAL WORKERS UNION LOCAL 152 RETAIL MEAT PENSION PLAN	0	5.796	5.796
**D	ANTIPODES GLOBAL SHARES (QUOTED MANAGED FUND)	0	12.718	12.718

LISTA ESITO DELLE VOTAZIONE

Oggetto: Piano di incentivazione di Lungo Termine 2020-2022 e disposizione di azioni proprie al servizio del Piano.
FAVOREVOLI

Badge	Ragione Sociale	Proprio	Delega	Totale
**D	S AND W UK RES STG 474	0	2.240	2.240
**D	ATLAS MASTER LTD	0	6.314	6.314
**D	WELLINGTON MANAGEMENT COMPANY LLP	0	3.999	3.999
**D	LEGG MASON INC.	0	1.034	1.034
**D	CANADA LIFE ASSURANCE EUROPE PLC	0	25.697	25.697
**D	TEMPLETON SELECT GLOBAL EQUITY FUND	0	4.436	4.436
**D	MANULIFE INTERNATIONAL EQUITY FUND	0	419.919	419.919
**D	BALYASNY ASSET MANAGEMENT LP	0	136.432	136.432
**D	ARROWSTREET ACWI EX US ALPHA EXTENSION FUND VII	0	59.353	59.353
**D	SPARINVEST POOL - EUROPE EQUITY	0	252.970	252.970
**D	SPARINVEST EUROPEAN VALUE	0	226.805	226.805
**D	DWS INVESTMENT GMBH FOR VERMOEGENSMANAGEMENT	0	60.034	60.034
**D	DWS INVESTMENT GMBH FOR ALBATROSS FONDS	0	13.576	13.576
**D	DWS INVESTMENT GMBH FOR DWS VORSORGE AS (DYNAMIK)	0	31.599	31.599
**D	DWS INVESTMENT GMBH FOR DWS VORSORGE AS (FLEX)	0	12.917	12.917
**D	DWS INVESTMENT GMBH FOR DYNAMIC EUROPE BALANCE	0	22.965	22.965
**D	DWS INVESTMENT GMBH FOR MULTI-INDEX EQUITY FUND	0	18.978	18.978
**D	ACTIVE STOCK MASTER PORTFOLIO OF MASTER INVESTMENT PORTFOLIO	0	4.536	4.536
**D	ISHARES II PUBLIC LIMITED COMPANY	0	7.581.941	7.581.941
**D	ISHARES PUBLIC LIMITED COMPANY	0	962.207	962.207
**D	ISHARES V PUBLIC LIMITED COMPANY	0	48.418	48.418
**D	ISHARES III PUBLIC LIMITED COMPANY	0	2.001.105	2.001.105
**D	ISHARES VI PUBLIC LIMITED COMPANY	0	724.026	724.026
**D	ISHARES IV PUBLIC LIMITED COMPANY	0	1.573.131	1.573.131
**D	ISHARES VII PLC	0	5.817.862	5.817.862
**D	ABN AMRO MULTI-MANAGER FUNDS	0	1.798.390	1.798.390
**D	BLACKROCK AM DE AG FOR ISHS CORE EURO STOXX 50 UCITS ETF (DE)	0	5.325.969	5.325.969
**D	BLACKROCK AM DE FOR ISHARES EURO STOXX UCITS ETF (DE)	0	678.567	678.567
**D	BLACKROCK AM DE FOR ISHARES STOXX EUROPE 50 UCITS ETF (DE)	0	128.586	128.586
**D	BLACKROCK AM DE FOR ISHS STOXX EUROPE LARGE 200 UCITS ETF	0	30.832	30.832
**D	ISHARES I INV MIT TGV F ISHS ST EUROPE600 OIL+GAS UCITS ETF DE	0	3.176.614	3.176.614
**D	BLACKROCK AM DE FOR ISHARES STOXX EUROPE 600 UCITS ETF (DE)	0	1.800.458	1.800.458
**D	PARTNERS HEALTHCARE SYSTEM INC	0	195.854	195.854
**D	TEACHERS' RETIREMENT SYSTEM OF THE STATE OF ILLINOIS	0	708.956	708.956
**D	KAISER PERMANENT GROUP TRUST	0	979.572	979.572
**D	KAISER FOUNDATION HOSPITALS	0	421.430	421.430
**D	FIDELITY RUTLAND SQUARETRUST II: STRATEGIC ADVISERS INT	0	1.266.807	1.266.807
**D	BRUNY INVESTMENT AGENCY	0	30.102	30.102
**D	INTERNATIONALE KAPITALANLAGESELLSCHAFT MBH FOR ANP	0	6.611	6.611
**D	SCHWAB INTERNATIONAL EQUITY ETF	0	3.167.550	3.167.550
**D	SCHWAB FUNDAMENTAL INTERNATIONAL LARGE COMPANY INDEX ETF	0	2.081.540	2.081.540
**D	DUPONT PENSION TRUST	0	551	551
**D	JOHN HANCOCK VAR INS TRUST STRATEGIC EQUITY ALLOCATION	0	529.215	529.215

84573/1917

LISTA ESITO DELLE VOTAZIONE

Oggetto: Piano di incentivazione di Lungo Termine 2020-2022 e disposizione di azioni proprie al servizio del Piano.
FAVOREVOLI

Badge	Ragione Sociale	Proprio	Delega	Totale
**D	JOHN HANCOCK FUNDS II STRATEGIC EQUITY ALLOCATION FUND	0	256.896	256.896
**D	JOHN HANCOCK HEDGED EQUITY AND INCOME FUND	0	27.027	27.027
**D	PENSION BENEFIT GUARANTY CORPORATION	0	261.780	261.780
**D	INTERNATIONALE KAPITAL MBH FOR LH-PRIVATRENTE-AKTIE	0	160.000	160.000
**D	INTERNATIONAL PAPER CO COMMINGLED INVESTMENT GROUP	0	524.503	524.503
**D	BMO DISCIPLINED INTERNATIONAL EQUITY FUND	0	71.960	71.960
**D	INTERNATIONAL KAPITALANLAGESSELLSCHAFT MBH FOR	0	314.003	314.003
**D	DEKA INVESTMENT GMBH FOR KDF 1	0	36.445	36.445
**D	DEKA INVESTMENT GMBH FOR KDF 3	0	43.100	43.100
**D	MFS DEVELOPMENT FUNDS, LLC	0	5.633	5.633
**D	MFS EQUITY INCOME FUND	0	157.478	157.478
**D	MFS HERITAGE TRUST COMPANY COLLECTIVE INVESTMENT TRUST	0	547.394	547.394
**D	MFS LOW VOLATILITY GLOBAL EQUITY FUND	0	122.258	122.258
**D	MFS BLENDED RESEARCH INTERNATIONAL EQUITY FUND	0	271.837	271.837
**D	GOLDMAN SACHS TRST II - GOLDMAN SACHS MULTI-MNGR GLOBAL	0	29.082	29.082
**D	GOLDMAN SACHS TRUST II - MULTI-MANAGER INTERNL EQUITY FUND	0	197.106	197.106
**D	GOLDMAN SACHS TRUST COMPANY N A COLLECTIVE TRUST	0	14.753	14.753
**D	GOLDMAN SACHS TRUST - GOLDMAN SACHS GLOBAL	0	8.653	8.653
**D	ALLIANCEBERNSTEIN GLOBAL RISK ALLOCATION FUND INC	0	4.936	4.936
**D	ALLIANCEBERNST VAR PROD SER F INC.ALLIANCEB DYN ASSET	0	24.216	24.216
**D	THE MASTER TRUST BK OF JP LFD: HITACHI FOREIGN EQ INDEX MF	0	66.406	66.406
**D	SPDR MSCI WORLD QUALITY MIX FUND	0	959	959
**D	ALASKA ELECTRICAL PENSION PLAN	0	51.148	51.148
**D	IBM RETIREMENT PLAN	0	12.809	12.809
**D	INTERNATIONALE KAG MBH FOR 189600 LIPPENCO	0	11.000	11.000
**D	DWS INVESTMENT GMBH FOR DEAM FONDS BBS	0	11.400	11.400
**D	THORNBERG GLOBAL INVESTMENT PLC	0	35.836	35.836
**D	ARIZONA STATE RETIREMENT SYSTEM	0	91.362	91.362
**D	AMERICAN CENTURY STRATEGIC ASSET ALL, INC. STRAT ALL CONS F	0	17.612	17.612
**D	AMERICAN CENTURY STRAT ASSET ALL, INC. STRAT ALL MODERATE F	0	48.222	48.222
**D	AMERICAN CENTURY STRAT ASSET ALL, INC. STRATEGIC ALL AGGR F	0	43.278	43.278
**D	AMERICAN CENT WORLD MUT FDS, INC-NT NON-U.S.INTRINSIC VALUE FD	0	812.053	812.053
**D	AMERICAN CENTURY ETF TRUST - AMERICAN CENT QUALITY DIV INT	0	51.075	51.075
**D	AMERICAN CENTURY RETIREMENT DATE TRUST	0	455.308	455.308
**D	JP TR SERV BK LTD AFE MATB MSCI KOKUSAI INDEX MOTHER F	0	13.484	13.484
**D	ALPS INTERNATIONAL SECTOR DIVIDEND DOGS ETF	0	331.687	331.687
**D	ANIMA FUNDS PLC	0	100.717	100.717
**D	THE MASTER TRUST BK OF JP RE F RUSSELL INV (JP) INTL EQUITY F	0	15.760	15.760
**D	ARCHITAS MULTI-MANAGER GLOBAL FUNDS UNIT TRUST	0	110.014	110.014
**D	ARCHITAS MULTI-MANAGER GLOBAL FUNDS UNIT TRUST	0	78.000	78.000
**D	AXA ROSENBERG EQUITY ALPHA TRUST	0	56.969	56.969
**D	STATE OF ALASKA RETIREMENT AND BENEFITS PLANS	0	959.763	959.763
**D	THE WALT DISNEY COMPANY RETIREMENT PLAN MASTER TRUST	0	40.638	40.638

LISTA ESITO DELLE VOTAZIONE

Oggetto: Piano di incentivazione di Lungo Termine 2020-2022 e disposizione di azioni proprie al servizio del Piano.
FAVOREVOLI

Badge	Ragione Sociale	Proprio	Delega	Totale
**D	BRANDES INVESTMENT FUNDS PLC	0	637.685	637.685
**D	BMO MSCI EAFE INDEX ETF	0	504.704	504.704
**D	BMO MSCI EAFE VALUE INDEX ETF	0	1.844	1.844
**D	COLLEGE RETIREMENT EQUITIES FUND	0	1.178.559	1.178.559
**D	TIAA-CREF SOCIAL CHOICE INTERNATIONAL EQUITY FUND	0	202.865	202.865
**D	BRIGHTHOUSE FUNDS TRUST I - AB GLOBAL DYNAMIC ALLOCATION	0	220.087	220.087
**D	BRIGHTHOUSE FUNDS TRUST I - SCHROEDERS GLOBAL MULTI-ASSET	0	23.454	23.454
**D	UBS (US) GROUP TRUST	0	154.423	154.423
**D	CENTRAL PROVIDENT FUND BOARD	0	3.358	3.358
**D	CALVERT VP EAFE INTERNATIONAL INDEX PORTFOLIO	0	20.836	20.836
**D	XTRACKER (IE) PUBLIC LIMITED COMPANY	0	660.022	660.022
**D	CAISSE DE DEPOT ET PLACEMENT DU QUEBEC	0	3.441.533	3.441.533
**D	AMERICAN BERCON INTERNATIONAL EQUITY FUND	0	2.228.055	2.228.055
**D	THE REGENTS OF THE UNIVERSITY OF CALIFORNIA	0	1.047.167	1.047.167
**D	EATON VANCE TAX-MANAGED GLOBAL BUY-WRITE OPPORTUNITIES	0	26.016	26.016
**D	FISHER INVESTMENTS INSTITUTIONAL FUNDS PLC	0	8.668	8.668
**D	PARAMETRIC INTERNATIONAL EQUITY FUND	0	237.831	237.831
**D	FUNDO DE SEGURANCA SOC GOV. DA REGIAO ADM. ESPECIAL DE	0	120.074	120.074
**D	PROFESSIONALS' GLOBAL EQUITY FUND	0	80.763	80.763
**D	EAFOV VANCE EQUITY HARVEST FUND LLC	0	2.481	2.481
**D	U.S. LEGACY INCOME COMMON TRUST FUND	0	4.248	4.248
**D	TAX - MANAGED INTERNATIONAL EQUITY PORTFOLIO	0	21.212	21.212
**D	MERCER GE INTERNATIONAL EQUITY FUND	0	71.309	71.309
**D	RUSSELL INVESTMENT COMPANY MULTIFACTOR INTERNATIONAL EQUITY	0	13.371	13.371
**D	PARTNERS HEALTHCARE MASTER TRUST FOR ERISA ASSETS	0	21.728	21.728
**D	HARTFORD MULTIFACTOR INTERNATIONAL FUND	0	995	995
**D	HEALTHONE	0	25.317	25.317
**D	TRANSAMERICA INTERNATIONAL STOCK	0	44.506	44.506
**D	TRANSAMERICA INTERNATIONAL EQUITY INDEX VP	0	9.338	9.338
**D	TANGERINE BALANCED INCOME PORTFOLIO	0	6.362	6.362
**D	TANGERINE BALANCED PORTFOLIO	0	41.685	41.685
**D	TANGERINE EQUITY GROWTH PORTFOLIO	0	39.901	39.901
**D	TANGERINE EQUITY GROWTH PORTFOLIO	0	45.002	45.002
**D	MASSMUTUAL SELECT T. ROWE PRICE INTERNATIONAL EQUITY	0	194.194	194.194
**D	MM MSCI EAFE INTERNATIONAL INDEX FUND	0	41.342	41.342
**D	GMO RESOURCES FUND	0	143.288	143.288
**D	SPDR S+P GLOBAL NATURAL RESOURCES ETF	0	761.357	761.357
**D	J & J PENSION FUND OFF	0	184.335	184.335
**D	RUSSELL INVESTMENT COMPANY PLC	0	157.439	157.439
**D	JNL/MELLON/SBERNSTEIN DYNAMIC ASSET ALLOCATION FUND	0	23.785	23.785
**D	JNL/MELLON CAPITAL EUROPEAN 30 FUND	0	203.137	203.137
**D	JNL/MELLON CAPITAL MSCI WORLD INDEX FUND	0	19.720	19.720
**D	PENSIONSKASSE JOHNSON & JOHNSON SCHWEIZ	0	127.137	127.137

LISTA ESITO DELLE VOTAZIONE

Oggetto: Piano di incentivazione di Lungo Termine 2020-2022 e disposizione di azioni proprie al servizio del Piano.
FAVOREVOLI

Badge	Ragione Sociale	Proprio	Delega	Totale
**D	OPENWORLD PUBLIC LIMITED COMPANY	0	6.075	6.075
**D	RUSSELL INVESTMENTS INSTITUTIONAL FUNDS PLC	0	31.003	31.003
**D	MULTI-STYLE, MULTI-MANAGER FUNDS PLC	0	144.356	144.356
**D	STATE STREET GLOBAL ALL CAP EQUITY EX-US INDEX PORTFOLIO	0	231.320	231.320
**D	STATE STREET DISCIPLINED GLOBAL EQUITY PORTFOLIO	0	1.026	1.026
**D	STATE STREET INTERNATIONAL DEVELOPED EQUITY	0	643.355	643.355
**D	LOS ANGELES COUNTY EMPLOYEES RETIREMENT ASSOCIATION	0	714.130	714.130
**D	INTERNATIONALE KAPITALANLAGESELFSCHAFT MSH FOR DC	0	319.517	319.517
**D	SPDR PORTFOLIO MSCI GLOBAL STOCK MARKET ETF	0	10.510	10.510
**D	SPDR MSCI EAFE STRATEGICFACTORS ETF	0	25.385	25.385
**D	SPDR MSCI WORLD STRATEGICFACTORS ETF	0	1.064	1.064
**D	HARTFORD MULTIFACTOR DEVELOPED MARKETS	0	729.254	729.254
**D	HARTFORD MULTIFACTOR LOW VOLATILITY	0	1.353	1.353
**D	MARYLAND STATE RETIREMENT & PENSION SYSTEM	0	439.715	439.715
**D	RUSSELL INV MULTI-ASSET FACTOR EXPOSURE FUND	0	10.248	10.248
**D	THE PRUDENTIAL INSURANCE COMPANY OF AMERICA	0	201.800	201.800
**D	MDPM INTERNATIONAL EQUITY INDEX POOL	0	114.920	114.920
**D	MGI FUNDS PLC	0	139.292	139.292
**D	MERCER QIF CCF	0	114.495	114.495
**D	MERCER GLOBAL EQUITY FUND	0	81.042	81.042
**D	GTAA PANTHER FUND L.P	0	11.758	11.758
**D	MERCER QIF CCF	0	22.049	22.049
**D	MERCER QIF CCF	0	879.272	879.272
**D	MERCER UCITS COMMON CONTRACTUAL FUND	0	1.873	1.873
**D	MGI FUNDS PLC	0	162.971	162.971
**D	BRIGHTHOUSE FUNDS TRUST I - PANAGORA GLOBAL DIV RISK	0	4.165	4.165
**D	RUSSELL COMMON CONTRACTUAL FUND	0	7.737	7.737
**D	NORTHROP GRUMMAN CORPORATION VERA MASTER TRUST I	0	6.230	6.230
**D	STATE OF NEW JERSEY COMMON PENSION FUND D	0	1.279.333	1.279.333
**D	ONTARIO TEACHERS PENSION PLAN BOARD	0	2.296.517	2.296.517
**D	NEW SHIPS, INC. PENSION MASTER TRUST	0	141.832	141.832
**D	BRANDES GLOBAL OPPORTUNITIES FUND	0	200.827	200.827
**D	COSMOPOLITAN INVESTMENT FUND	0	121.332	121.332
**D	FIDELITY INTERNATIONAL HIGH DIVIDEND INDEX ETF	0	82.802	82.802
**D	PIMCO FUNDS: GLOBAL INVESTORS SERIES PLC	0	11.297	11.297
**D	PIMCO FUNDS: GLOBAL INVESTORS SERIES PLC	0	19.595	19.595
**D	PIMCO FUNDS: GLOBAL INVESTORS SERIES PLC	0	96.006	96.006
**D	PIMCO FUNDS: GLOBAL INVESTORS SERIES PLC	0	1.607	1.607
**D	PIMCO FUNDS: GLOBAL INVESTORS SERIES PLC	0	298	298
**D	PRINCIPAL EX-TRADED FUNDS-PRINC INT MUL-FACT CORE INDEX ETF	0	2.496	2.496
**D	PACIFIC SELECT FUND -PD INTERNATIONAL LARGE-CAP PORTFOLIO	0	86.205	86.205
**D	PACIFIC SELECT FUND-INTERNATIONAL EQUITY INCOME PORTFOLIO	0	176.876	176.876
**D	ARROWSTREET (CANADA) INT DEV MARKET EX US ALPHA	0	15.775	15.775

84573 1920

LISTA ESITO DELLE VOTAZIONI

Oggetto: Piano di incentivazione di Lungo Termine 2020-2022 e disposizione di azioni proprie al servizio del Piano.
FAVOREVOLI

Badge	Ragione Sociale	Proprio	Delega	Totale
**D	DWS INVESTMENT GMBH FOR DEAM-FONDS PPC GEO	0	4.704	4.704
**D	DWS INVESTMENT GMBH FOR DEAM-FONDS BW GERMANY	0	8.525	8.525
**D	DWS INVESTMENT GMBH FOR DEAM-FONDS BBR1	0	76.500	76.500
**D	DWS INVESTMENT GMBH FOR STIFTUNGSFONDS SVOP	0	9.404	9.404
**D	DWS INVESTMENT GMBH FOR STIFTUNGSFONDS SVC 1	0	7.986	7.986
**D	DWS INVESTMENT GMBH FOR DEAM-FONDS CPT	0	20.000	20.000
**D	PANAGORA DYNAMIC GLOBAL EQUITY (EX TOBACCO) FUND	0	21.340	21.340
**D	THRIVENT MODERATE ALLOCATION PORTFOLIO	0	19.161	19.161
**D	THRIVENT MODERATELY AGGRESSIVE ALLOCATION PORTFOLIO	0	5.493	5.493
**D	THRIVENT AGGRESSIVE ALLOCATION PORTFOLIO	0	2.118	2.118
**D	THRIVENT MODERATE ALLOCATION FUND	0	3.463	3.463
**D	THRIVENT MODERATELY AGGRESSIVE ALLOCATION FUND	0	6.740	6.740
**D	THRIVENT AGGRESSIVE ALLOCATION FUND	0	1.913	1.913
**D	THRIVENT PARTNER WORLDWIDE ALLOCATION FUND	0	48.880	48.880
**D	THRIVENT PARTNER WORLDWIDE ALLOCATION PORTFOLIO	0	89.634	89.634
**D	THRIVENT BALANCED INCOME PLUS FUND	0	8.617	8.617
**D	THRIVENT BALANCED INCOME PLUS PORTFOLIO	0	10.315	10.315
**D	THRIVENT GLOBAL STOCK FUND	0	124.904	124.904
**D	THRIVENT GLOBAL EQUITY PORTFOLIO	0	72.971	72.971
**D	THRIVENT CORE INTERNATIONAL EQUITY FUND	0	171.504	171.504
**D	THRIVENT DIVERSIFIED INCOME PLUS FUND	0	13.721	13.721
**D	THRIVENT DIVERSIFIED INCOME PLUS PORTFOLIO	0	10.548	10.548
**D	THRIVENT INTERNATIONAL INDEX PORTFOLIO	0	4.246	4.246
**D	RUSSELL INVESTMENTS CANADIAN DIVIDEND POOL	0	21.685	21.685
**D	RUSSELL INVESTMENTS GLOBAL EQUITY POOL	0	167.969	167.969
**D	RUSSELL INVESTMENTS OVERSEAS EQUITY POOL	0	92.848	92.848
**D	RUSSELL INVESTMENTS MULTI-FACTOR INTERNATIONAL EQUITY	0	1.179	1.179
**D	RUSSELL INVESTMENTS OVERSEAS EQUITY FUND	0	47.228	47.228
**D	RUSSELL INVESTMENTS OVERSEAS EQUITY FUND	0	102.129	102.129
**D	GOV OF HM THE SULTAN AND YANG DI-PERTUAN OF BRUNEI DARUSSALAM	0	77.059	77.059
**D	BIMCOR OVERSEAS POOLED FUND	0	424.100	424.100
**D	ALBERTA INVESTMENT MANAGEMENT CORPORATION	0	18.376	18.376
**D	DESJARDINS DEVEL EX-USA EX-CANADA MULTIF - CONTROLLED VOL ETF	0	80.250	80.250
**D	BANK OF KOREA	0	10.517	10.517
**D	BANK OF KOREA	0	254.197	254.197
**D	STATE STREET IRELAND UNIT TRUST	0	255.313	255.313
**D	SSGA SPDR ETFs EUROPE I PUBLIC LIMITED COMPANY	0	1.529.998	1.529.998
**D	SSGA SPDR ETFs EUROPE II PUBLIC LIMITED COMPANY	0	2.930	2.930
**D	SIR DAVID WRENCH FUND FOR RECREATION	0	4.174.700	4.174.700
**D	CALIFORNIA PUBLIC EMPLOYEES RETIREMENT SYSTEM	0	6.170	6.170
**D	DELTA SHARES S&P INTERNATIONAL MANAGED RISK ETF	0	7.719.115	7.719.115
**D	CALIFORNIA STATE TEACHERS RETIREMENT SYSTEM	0	4.096.015	4.096.015
**D	TEACHER RETIREMENT SYSTEM OF TEXAS	0	53.488	53.488
**D	DWS INVESTMENT GMBH FOR DEAM-FONDS PG EQ	0		

84573/1921

84573/1922

LISTA ESTO DELLE VOTAZIONE

Oggetto: Piano di incentivazione di Lungo Termine 2020-2022 e disposizione di azioni proprie al servizio del Piano.
FAVOREVOLI

Badge	Ragione Sociale	Proprio	Delega	Totale
**D	AXA INV MAN SCHWEIZ AG OBO AXA (CH) STRAT FD - GLOBAL EQ CHF	0	7.022	7.022
**D	PINEBRIDGE GLOBAL FUNDS	0	7.894	7.894
**D	DWS INVESTMENT GMBH FOR DEAM-FONDS GSK 1	0	32.004	32.004
**D	UNITED GLOBAL RESOURCES FUND	0	6.602	6.602
**D	UBS (IRL) ETF PLC	0	66.589	66.589
**D	SO CA UFCW UNIONS AND FOOD EMPLOYERS JOINT PENSION TRUST	0	238.262	238.262
**D	VANGUARD FTSE DEVELOPED EUROPE INDEX ETF	0	8.371	8.371
**D	VANECK VECTORS NATURAL RESOURCES ETF	0	21.215	21.215
**D	THE WELLINGTON TR COM NATIONAL ASS MULT COLLECT INV F	0	149.158	149.158
**D	THE WELLINGTON TR CO NAT ASS MULT C TR F TR, OPPORT EQ PTF	0	100.332	100.332
**D	WELLINGTON TR CO NAT ASS MULT COMM DIVER INFL HEDGED II	0	13.912	13.912
**D	THE WELLINGTON TR CO NAT ASS MULT COLLECTIVE INV F TRUST	0	147.355	147.355
**D	WELLINGTON TR CO NAT ASS MULT COMM TR FD TR GLB MAN RISK PORT	0	26.515	26.515
**D	WELLINGTON TST CO NAT ASS MUL COM TST FD TST CON VALUE INF	0	425.629	425.629
**D	WELLINGTON TST CO, NAT ASS MULT COMM T F - INT CON VA PORT	0	898.872	898.872
**D	WISDOMTREE ISSUER PUBLIC LIMITED COMPANY	0	60.687	60.687
**D	DIVERSIFIED MARKETS (2010) POOLED FUND TRUST	0	8.915	8.915
**D	WASHINGTON STATE INVESTMENT BOARD	0	3.992.826	3.992.826
**D	WISDOMTREE DYNAMIC CURRENCY HEDGED INTRNL EQUITY FUND	0	77.796	77.796
**D	WISDOMTREE INTERNATIONAL HIGH DIVIDEND FUND	0	165.785	165.785
**D	WISDOMTREE INTERNATIONAL EQUITY FUND	0	255.569	255.569
**D	WISDOMTREE GLOBAL HIGH DIVIDEND FUND	0	17.970	17.970
**D	WISDOMTREE INTERNATIONAL DIVIDEND EX-	0	127.038	127.038
**D	WISDOMTREE INTERNATIONAL LARGECAP DIVIDEND	0	227.004	227.004
**D	NEW YORK STATE TEACHERS RETIREMENT SYSTEM	0	1.330.884	1.330.884
**D	BMO CORPORATE CLASS INC.	0	99.821	99.821
**D	BMO MONTHLY INCOME FUND	0	92.996	92.996
**D	BMO GLOBAL EQUITY FUND	0	5.934	5.934
**D	BMO INTERNATIONAL EQUITY FUND	0	250.522	250.522
**D	BMO DIVERSIFIED INCOME PORTFOLIO	0	43.111	43.111
**D	PRUDENTIAL RETIREMENT INSURANCE AND ANNUITY COMPANY	0	80.000	80.000
**D	WELLINGTON MANAGEMENT FUNDS (IRELAND) PLC	0	13.419	13.419
**D	MANULIFE ASSET MANAGEMENT INTERNATIONAL EQUITY	0	101.221	101.221
**D	ZURICH INVEST ICAY	0	230.257	230.257
**D	SS BK AND TRUST COMPANY INV FUNDS FOR TAXEXEMPT	0	11.644.633	11.644.633
**D	RESOURCE STOCK INDEX COMMON TRUST FUND	0	194.710	194.710
**D	SSGA ACWI INTEG ALPHA SELECT NON-LENDING QP COMMON	0	7.207	7.207
**D	SSGA S+P GLB LARGEMIDCAP NAT RES INDEX NON-LEND QP	0	372.923	372.923
**D	SSGA FTSE RAFI DEVELOPED 1000 INDEX NON-LENDING COMMON	0	56.343	56.343
**D	STATE STREET GLOBAL MANAGED VOL ALPHA NON-LENDING COM	0	97.581	97.581
**D	SS FTSE DEV COMPREHENSIVE FACTOR IND NON-	0	2.608	2.608
**D	STATE STREET RAFI DEVELOP EX-US INDEX NON-LENDING COMMON	0	11.063	11.063
**D	SSGA MSCI EUROPE SCREENED INDEX NON-LENDING COMMON	0	250.750	250.750

LISTA ESITO DELLE VOTAZIONE

Oggetto: Piano di incentivazione di Lungo Termine 2020-2022 e disposizione di azioni proprie al servizio del Piano.
FAVOREVOLI

Badge	Ragione Sociale	Proprio	Delega	Totale
**D	MSCI EAFE PROV SCREENED INDEX NON - LENDING COMMON TR	0	55.383	55.383
**D	STATE STREET GLOBAL ADVISORS LUXEMBOURG SICAV	0	1.242.598	1.242.598
**D	DB X-TRACKERS	0	9.837.973	9.837.973
**D	DEUTSCHE AM MULTI ASSET PIR FUND	0	404.617	404.617
**D	DWS INVESTMENT S.A. FOR ZURICH GLOBAL EQUITY	0	9.827	9.827
**D	DWS INVESTMENT S.A. FOR ARERO - DER WELFFONDS	0	48.975	48.975
**D	MULTICOOPERATION SICAV	0	16.701	16.701
**D	UBS ETF	0	400.688	400.688
**D	UBS ETF	0	936.689	936.689
**D	UBS ETF	0	143.751	143.751
**D	UBS ETF	0	76.206	76.206
**D	UBS ETF	0	69.779	69.779
**D	UBS ETF	0	2.167	2.167
**D	UBS ETF	0	648	648
**D	UBS ETF	0	4.746	4.746
**D	UBS ETF	0	340	340
**D	UBS ETF	0	106.793	106.793
**D	SONOMA COUNTY EMPLOYEES RETIREMENT ASSOCIATION	0	2.097	2.097
**D	RUSSELL INVESTMENT COMPANY II PLC	0	121.643	121.643
**D	MFS VAR INSURANCE TRUST II-MFS GLOBAL TACTICAL ALLOCATION	0	28.311	28.311
**D	MFS RESEARCH INTERNATIONAL FUND	0	102.602	102.602
**D	MFS VARIABLE INSURANCE TRUST II - MFS RESEARCH INT	0	6.273.927	6.273.927
**D	IBM 401K PLUS PLAN	0	254.922	254.922
**D	OREGON PUBLIC EMPLOYEES RETIREMENT SYSTEM	0	466.704	466.704
**D	RUSSELL TRUST CO COMMINGLED EMPLOYEE BENEFIT FUNDS TRUST	0	1.149.059	1.149.059
**D	SAN DIEGO CITY EMPLOYEES' RETIREMENT SYSTEM	0	963.748	963.748
**D	GENERAL CONFERENCE CORPORATION OF SEVENTH DAY	0	370.361	370.361
**D	COLLEGE RETIREMENT EQUITIES FUND	0	66.977	66.977
**D	COLLEGE RETIREMENT EQUITIES FUND	0	1.267.516	1.267.516
**D	TIIA-CREF INTERNATIONAL EQUITY INDEX FUND	0	66.708	66.708
**D	BRIGHTHOUSE FUNDS TRUST I -MFS RESEARCH INTERNATIONAL PTF	0	2.491.248	2.491.248
**D	CONAGRA FOODS MASTER PENSION TRUST	0	981.425	981.425
**D	PACE INTERNATIONAL EQUITY INVESTMENTS	0	63.692	63.692
**D	RUSSELL INVESTMENT COMPANY - RUSSELL INTERN DEVELOPED MKT	0	553.173	553.173
**D	RUSSELL INVESTMENT COMPANY RUSSELL GLOBAL EQUITY FUND	0	685.274	685.274
**D	REGIME DE RETRAITE DE L'UNIVERSITE DE MONTREAL	0	246.845	246.845
**D	MERCY HEALTH	0	328.154	328.154
**D	BOSTON RETIREMENT SYSTEM	0	95.062	95.062
**D	VALIC COMPANY I - INTERNATIONAL EQUITIES INDEX FUND	0	126.320	126.320
**D	BRIGHTHOUSE FUNDS TRUST II - METLIFE MSCI EAFE INDEX PTF	0	209.546	209.546
**D	STATE OF MINNESOTA	0	181.060	181.060
**D	RUSSELL INVESTMENT FUNDS INTERNATIONAL DEVELOPED MARKETS	0	1.418.096	1.418.096
**D		0	127.121	127.121

84573/1923

2.542

84573/1924

LISTA ESITO DELLE VOTAZIONE

Oggetto: Piano di incentivazione di Lungo Termine 2020-2022 e disposizione di azioni proprie al servizio del Piano.
FAVOREVOLI

Badge	Ragione Sociale	Proprio	Delega	Totale
**D	ALAMEDA COUNTY EMPLOYEES' RETIREMENT ASSOCIATION	0	550.558	550.558
**D	MERCER NON-US CORE EQUITY FUND	0	525.406	525.406
**D	JOHN HANCOCK LIFE AND HEALTH INSURANCE COMPANY	0	136.070	136.070
**D	MASSMUTUAL SELECT OVERSEAS FUND	0	206.845	206.845
**D	SPDR MSCI ACWI EX-US ETF	0	167.369	167.369
**D	SPDR S+P INTERNATIONAL DIVIDEND ETF	0	1.161.267	1.161.267
**D	SPDR PORTFOLIO DEVELOPED WORLD EX-US ETF	0	907.818	907.818
**D	MORGAN STANLEY INSTITUTIONAL FD TR - GLOBAL STRATEGIST PTF	0	10.436	10.436
**D	MORGAN STANLEY VAR INS FUND, INC. GLOBAL STRATEGIST PORTFOLIO	0	1.280	1.280
**D	SIONNA STRATEGIC INCOME FUND	0	42.263	42.263
**D	PACIFIC SELECT FUND INTERNATIONAL VALUE PORTFOLIO	0	1.492.134	1.492.134
**D	PACIFIC SELECT FUND INTERNATIONAL LARGE CAP PORTFOLIO	0	800.049	800.049
**D	WELLINGTON DIVERSIFIED INFLATION HEDGES FUND	0	137.740	137.740
**D	EMPLOYEES RETIREMENT SYSTEM OF THE CITY OF PROVIDENCE	0	80.156	80.156
**D	MERCY HEALTH RETIREMENT TRUST	0	47.671	47.671
**D	WELLINGTON TR CO NAT ASS COM TR F TR DIVERS INFLATION HDG PTF	0	147.584	147.584
**D	SPDR STOXX EUROPE 50 ETF	0	46.593	46.593
**D	SPDR DJ EURO STOXX 50 ETF	0	1.605.475	1.605.475
**D	COMMON TRUST ITALY FUND	0	2.032.251	2.032.251
**D	WORLD INDEX OLUS SECURITIES LENDING COMMON TRUST FUND	0	11.963	11.963
**D	NATWEST TR AND DEP SERV LTD AS TRUSTEE O LF PRUD EURO QIS FD	0	411.983	411.983
**D	SPDR S+P WORLD EX AUSTRALIA FUND	0	6.549	6.549
**D	RUSSELL INVESTMENTS LOW CARBON GLOBAL SHARES FUND	0	25.246	25.246
**D	EMERGENCY SERVICES SUPERANNUATION SCHEME	0	11.281	11.281
**D	FIRST STATE SUPERANNUATION SCHEME	0	414.013	414.013
**D	FIRST STATE SUPERANNUATION SCHEME	0	63.527	63.527
**D	MFS LOW VOLATILITY GLOBAL EQUITY TRUST	0	892	892
**D	PANAGORA DYNAMIC GLOBAL EQUITY FUND	0	37.525	37.525
**D	NGS SUPER	0	214.427	214.427
**D	INTERNATIONAL EQUITIES SECTOR TRUST	0	3.296	3.296
**D	SUNSUPER SUPERANNUATION FUND	0	206.471	206.471
**D	UBS IQ MSCI WORLD EX AUSTRALIA ETHICAL ETF	0	7.795	7.795
**D	UBS IQ MSCI EUROPE ETHICAL ETF	0	1.607	1.607
**D	RUSSELL INVESTMENTS INTERNATIONAL SHARES FUND	0	12.557	12.557
**D	STATE STREET INTERNATIONAL EQUITIES INDEX TRUST	0	82.790	82.790
**D	BLACKROCK AM SCHWEIZ AG OBO BIFS WORLD EX SWITZ EQ	0	55.875	55.875
**D	PEOPLE'S BANK OF CHINA	0	8.196.737	8.196.737
**D	FLOURISH INVESTMENT CORPORATION	0	696.363	696.363
**D	PEOPLE'S BANK OF CHINA	0	1.229.981	1.229.981
**D	THE TRUSTEES OF BP PENSION FUND	0	382.700	382.700
**D	THE TRUSTEES OF CONOCOPHILLIPS PENSION PLAN	0	38.751	38.751
**D	FAMILY INVESTMENTS CHILD TRUST FUND	0	70.338	70.338
**D	FAMILY INVESTMENTS GLOBAL ICVC FAMILY BALANCED INT FUND	0	45.855	45.855

LISTA ESITO DELLE VOTAZIONE

Oggetto: Piano di incentivazione di Lungo Termine 2020-2022 e disposizione di azioni proprie al servizio del Piano.
FAVOREVOLI

Badge	Ragione Sociale	Proprio	Delega	Totale
**D	HSBC AS TRUSTEE FOR SSGA EUROPE EX UK EQUITY TRACKER FUND	0	2.335.856	2.335.856
**D	AMEC FOSTER WHEELER PENSION PLAN	0	187.856	187.856
**D	WATWEST TRU+DEP SERV LTD ATO ST. JAMES'S PL GL EQ UN TR	0	202.862	202.862
**D	MANAGED PENSION FUNDS LIMITED	0	1.532.342	1.532.342
**D	THE TRUSTEES OF JOHNSON & JOHNSON UK GROUP RETIREMENT	0	157.838	157.838
**D	OLD MUTUAL LIFE ASSURANCE COMPANY (SOUTH AFRICA) LIMITED	0	1.700	1.700
**D	THE TRUSTEES OF ELECTRONIC DATA SYSTEMS 1994 PENSION	0	5.874	5.874
**D	THE TRUSTEES OF ELECTRONIC DATA SYSTEMS LTD	0	22.477	22.477
**D	HBOS INTERNATIONAL INV FUNDS ICVC- EUROPEAN FUND	0	308.468	308.468
**D	HBOS INTERNATIONAL INV FUNDS ICVC- INTERNATIONAL	0	477.317	477.317
**D	BMO INVESTMENT FUNDS (UK) ICVC IV BMO GLOBAL EQUITY FUND	0	84.452	84.452
**D	THE TRUSTEES OF GOLDMAN SACHS UK RETIREMENT PLAN	0	8.770	8.770
**D	M+G INVESTMENT FUNDS (1)- M+G EUROPEAN INDEX	0	36.980	36.980
**D	M+G INVESTMENT FUNDS (1)- M+G EUROPEAN SELECT FUND	0	169.088	169.088
**D	THE TRUSTEES OF THE GK UK PENSION COMMON INVESTMENT	0	75.101	75.101
**D	NATIONAL TRUST FOR SCOTLAND	0	57.286	57.286
**D	THE TRUSTEES OF THE CARMEGIE TRUST FOR UNI OF SCOTLAND	0	208.566	208.566
**D	VANGUARD INV FDS ICVC-VANG FTSE DEV WOR LD EX - UK EQT IND	0	593.935	593.935
**D	VANGUARD INV F ICVC-VANGUARD FTSE DEV EUROPE EX-UK EQ INDEX	0	1.052.268	1.052.268
**D	VANGUARD INV FUNDS ICVC-VANGUARD FTSE GLOB ALL CAP IND FUND	0	23.719	23.719
**D	PUBLIC AUTHORITY FOR SOCIAL INSURANCE	0	19.740	19.740
**D	MULTI-MANAGER ICVC - MULTI-MANAGER UKEQUITY INCOME FUND	0	252.752	252.752
**D	SCOTTISH WIDOWS INV SOL F ICVC- FUNDAMENTAL INDEX	0	768.398	768.398
**D	INVESTEC FUNDS SERIES II GLOBAL ENERGY FUND	0	169.303	169.303
**D	INVESTEC FUNDS SERIES I - ENHANCED NATURAL RESOURCES FUND	0	72.693	72.693
**D	SCOTTISH WIDOWS OVERSEAS GROWTH INV F ICVC - EURO GROWTH	0	836.299	836.299
**D	SCOTTISH WIDOWS OVERSEAS GROWTH INV FUNDS ICVC-GLOBAL	0	239.298	239.298
**D	SCOTTISH WIDOWS INV SOLUTIONS F ICVC- EUROPEAN (EX UK) EQ FD	0	509.847	509.847
**D	ARROWSTREET ACM1 EX US ALPHA EXTENSION TRUST FUND U	0	184.173	184.173
**D	ARROWSTREET EAFE ALPHA EXTENSION TRUST FUND	0	92.312	92.312
**D	CATHOLIC ENDOWMENT FUND, LP	0	9.258	9.258
**D	PINEBRIDGE GLOBAL DYNAMIC ASSET ALLOCATION FUND LLC	0	385	385
**D	MONEYARY AUTHORITY OF SINGAPORE	0	1.160.013	1.160.013
**D	SPARINVEST GLOBAL VALUE	0	82.129	82.129
**D	MEDIOLANUM GESTIONE FONDI SGR - FLESSIBILE FUTURO ITALIA	0	5.000.000	5.000.000
**D	EPSILON SGR - EPSILON QVALUE	0	2.804	2.804
**D	EPSILON SGR - EPSILON FLESSIBILE AZIONI EURO FEBBRAIO 2021	0	1.080	1.080
**D	EPSILON SGR - EPSILON FLESSIBILE AZIONI EURO NOVEMBRE 2020	0	3.314	3.314
**D	EPSILON SGR - EPSILON FLESSIBILE AZIONI EURO SETTEMBRE 2020	0	4.515	4.515
**D	EPSILON SGR - EPSILON FLESSIBILE AZIONI EURO GIUGNO 2021	0	307	307
**D	EPSILON SGR - EPSILON FLESSIBILE AZIONI EURO APRILE 2021	0	465	465
**D	EURIZON CAPITAL SGR - EURIZON TOP SELEC EQUILIBRIO DIC 2024	0	8.739	8.739
**D	EURIZON CAPITAL SGR - EURIZON MULTIASSET REDDITO MARZO 2022	0	36.360	36.360

84573/1925

84573 1926

LISTA ESITO DELLE VOTAZIONE

Oggetto: Piano di incentivazione di Lungo Termine 2020-2022 e disposizione di azioni proprie al servizio del Piano.
FAVOREVOLI


Badge	Ragione Sociale	Proprio	Delega	Totale
**D	EURIZON CAPITAL SGR - EURIZON TOP SELECTION DICEMBRE 2023	0	17.741	17.741
**D	EURIZON CAPITAL SGR - EURIZON TOP SELEC EQUILIBRIO MAG 2024	0	7.057	7.057
**D	EURIZON CAPITAL SGR - EURIZON TOP SELEC PRUDENTE DIC 2023	0	1.401	1.401
**D	EURIZON CAPITAL SGR - EURIZON TOP SELECTION MAGGIO 2023	0	190.407	190.407
**D	EURIZON CAPITAL SGR - EURIZON TRAGUARDO 40 FEBBRAIO 2022	0	63.066	63.066
**D	EURIZON CAPITAL SGR - EURIZON TOP SELECTION MARZO 2023	0	199.351	199.351
**D	EURIZON CAPITAL SGR - EURIZON MULTIASSET REDDITO MARZO 2023	0	44.915	44.915
**D	EURIZON CAPITAL SGR - EURIZON GLOBAL MULTIASSET SEL SET 2022	0	10.400	10.400
**D	EURIZON CAPITAL SGR - EURIZON DISCIPLINA GLOBALE MARZO 2024	0	14.807	14.807
**D	EURIZON CAPITAL SGR - EURIZON MULTIASSET REDDITO OTT 2020	0	17.205	17.205
**D	EURIZON CAPITAL SGR - EURIZON MULTIASSET REDDITO MARZO 2024	0	2.965	2.965
**D	EURIZON CAPITAL SGR - EURIZON INCOME STRATEGY OTTOBRE 2024	0	190.253	190.253
**D	EURIZON CAPITAL SGR - EURIZON CEDOLA ATTIVA TOP GIUGNO 2023	0	97.404	97.404
**D	EURIZON CAPITAL SGR - EURIZON CEDOLA ATTIVA TOP APRILE 2023	0	30.913	30.913
**D	EURIZON CAPITAL SGR - EURIZON CEDOLA ATTIVA TOP APRILE 2021	0	13.532	13.532
**D	EURIZON CAPITAL SGR - EURIZON PROGETTO ITALIA 70	0	1.015.970	1.015.970
**D	EURIZON CAPITAL SGR - EURIZON MULTIASSET REDDITO NOV 2020	0	26.939	26.939
**D	EURIZON CAPITAL SGR - EURIZON MULTIASSET REDDITO LUGLIO 2022	0	72.101	72.101
**D	EURIZON CAPITAL SGR - EURIZON TOP STAR APRILE 2023	0	82.753	82.753
**D	EURIZON CAPITAL SGR - EURIZON TOP SELEC PRUDENTE GIU 2024	0	2.714	2.714
**D	EURIZON CAPITAL SGR - EURIZON DEFENSIVE TOP SELEC MAR 2025	0	1.697	1.697
**D	EURIZON CAPITAL SGR - EURIZON OPPORTUNITY SELECT LUGLIO 2023	0	17.640	17.640
**D	EURIZON CAPITAL SGR - EURIZON MULTIASSET REDDITO MAGGIO 2020	0	30.653	30.653
**D	EURIZON CAPITAL SGR - EURIZON TOP SELEC CRESCITA GIU 2024	0	11.701	11.701
**D	EURIZON CAPITAL SGR - EURIZON MULTIASSET REDDITO LUGLIO 2023	0	26.480	26.480
**D	EURIZON CAPITAL SGR - EURIZON DEFENSIVE TOP SELEC LUG 2024	0	2.562	2.562
**D	EURIZON CAPITAL SGR - EURIZON DEFENSIVE TOP SELEC OTT 2023	0	3.787	3.787
**D	EURIZON CAPITAL SGR - EURIZON MULTIASSET REDDITO GIUGNO 2020	0	20.299	20.299
**D	EURIZON CAPITAL SGR - EURIZON DISCIPLINA ATTIVA DIC 2022	0	21.912	21.912
**D	EURIZON CAPITAL SGR - EURIZON TOP SELEC CRESCITA SETT 2024	0	50.047	50.047
**D	EURIZON CAPITAL SGR - EURIZON AZIONI ITALIA	0	13.468	13.468
**D	EURIZON CAPITAL SGR - EURIZON TOP SELEC PRUDENTE DIC 2024	0	1.464.127	1.464.127
**D	EURIZON CAPITAL SGR - EURIZON CEDOLA ATTIVA TOP DIC 2020	0	2.695	2.695
**D	EURIZON CAPITAL SGR - EURIZON TOP SELEC EQUILIBRIO MAR 2024	0	6.047	6.047
**D	EURIZON CAPITAL SGR - EURIZON DISCIPLINA ATTIVA OTTOBRE 2021	0	9.636	9.636
**D	EURIZON CAPITAL SGR - EURIZON TOP SELEC CRESCITA DIC 2023	0	52.500	52.500
**D	EURIZON CAPITAL SGR - EURIZON TOP SELEC CRESCITA MAR 2025	0	3.676	3.676
**D	EURIZON CAPITAL SGR - EURIZON CEDOLA ATTIVA TOP OTTOBRE 2022	0	8.560	8.560
**D	EURIZON CAPITAL SGR - EURIZON TOP SELECTION DICEMBRE 2022	0	22.808	22.808
**D	EURIZON CAPITAL SGR - EURIZON CEDOLA ATTIVA TOP APRILE 2022	0	431.452	431.452
**D	EURIZON CAPITAL SGR - EURIZON MULTIASSET REDDITO MAGGIO 2023	0	34.420	34.420
**D	EURIZON CAPITAL SGR - EURIZON CEDOLA ATTIVA TOP MAGGIO 2023	0	41.437	41.437
**D	EURIZON CAPITAL SGR - EURIZON CEDOLA ATTIVA TOP MAGGIO 2023	0	33.559	33.559

LISTA ESITO DELLE VOTAZIONE

Oggetto: Piano di incentivazione di Lungo Termine 2020-2022 e disposizione di azioni proprie al servizio del Piano.
FAVOREVOLI

Badge	Ragione Sociale	Proprio	Delega	Totale
**D	EURIZON CAPITAL SGR - EURIZON MULTIASSET VALUTARIO MAR 2024	0	31.530	31.530
**D	EURIZON CAPITAL SGR - EURIZON MULTIASSET STRAT FLESS MAG 23	0	22.471	22.471
**D	EURIZON CAPITAL SGR - EURIZON DISCIPLINA ATTIVA MARZO 2022	0	26.505	26.505
**D	EURIZON CAPITAL SGR - EURIZON MULTIASSET REDDITO MAGGIO 2021	0	9.593	9.593
**D	EURIZON CAPITAL SGR - EURIZON MULTIASSET REDDITO MAGGIO 2022	0	43.205	43.205
**D	EURIZON CAPITAL SGR - EURIZON TOP SELECTION LUGLIO 2023	0	52.432	52.432
**D	EURIZON CAPITAL SGR - EURIZON MULTIASSET VALUTARIO DIC 2024	0	37.846	37.846
**D	EURIZON CAPITAL SGR - EURIZON DEFENSIVE TOP SELEC DIC 2024	0	728	728
**D	EURIZON CAPITAL SGR - EURIZON MULTIASSET REDDITO DIC 2019	0	8.276	8.276
**D	EURIZON CAPITAL SGR - EURIZON TOP SELEC PRUDENTE MARZO 2025	0	2.135	2.135
**D	EURIZON CAPITAL SGR - EURIZON CEDOLA ATTIVA TOP MAGGIO 2021	0	18.318	18.318
**D	EURIZON CAPITAL SGR - EURIZON TOP SELEC CRESCITA DIC 2024	0	12.525	12.525
**D	EURIZON CAPITAL SGR - EURIZON CEDOLA ATTIVA TOP MAGGIO 2020	0	5.223	5.223
**D	EURIZON CAPITAL SGR - EURIZON MULTIASSET VALUTARIO OTT 2024	0	104.984	104.984
**D	EURIZON CAPITAL SGR - EURIZON MULTIASSET STRAT FLESS OTT 23	0	17.201	17.201
**D	EURIZON CAPITAL SGR - EURIZON PROGETTO ITALIA 40	0	963.240	963.240
**D	EURIZON CAPITAL SGR - EURIZON DEFENSIVE TOP SELEC MAR 2024	0	5.540	5.540
**D	EURIZON CAPITAL SGR - EURIZON MULTIASSET STRAT FLESS GIU 23	0	19.666	19.666
**D	EURIZON CAPITAL SGR - EURIZON DEFENSIVE TOP SELEC MAG 2024	0	1.836	1.836
**D	EURIZON CAPITAL SGR - EURIZON MULTIASSET REDDITO DIC 2022	0	30.607	30.607
**D	EURIZON CAPITAL SGR - EURIZON DISCIPLINA GLOBALE MAGGIO 2024	0	3.612	3.612
**D	EURIZON CAPITAL SGR - EURIZON MULTIASSET VALUTARIO DIC 2023	0	18.164	18.164
**D	EURIZON CAPITAL SGR - EURIZON MULTIASSET REDDITO APRILE 2021	0	18.315	18.315
**D	EURIZON CAPITAL SGR - EURIZON DISCIPLINA ATTIVA MAGGIO 2022	0	53.191	53.191
**D	EURIZON CAPITAL SGR - EURIZON CEDOLA ATTIVA TOP GIUGNO 2022	0	21.140	21.140
**D	EURIZON CAPITAL SGR - EURIZON DISCIPLINA ATTIVA SETT 2022	0	54.636	54.636
**D	EURIZON CAPITAL SGR - EURIZON TOP SELEC EQUILIBRIO MAR 2025	0	9.643	9.643
**D	EURIZON CAPITAL SGR - EURIZON TOP SELEC CRESCITA MAG 2024	0	8.793	8.793
**D	EURIZON CAPITAL SGR - EURIZON CEDOLA ATTIVA TOP OTTOBRE 2020	0	8.489	8.489
**D	EURIZON CAPITAL SGR - EURIZON MULTIASSET REDDITO OTT 2022	0	85.205	85.205
**D	EURIZON CAPITAL SGR - EURIZON CEDOLA ATTIVA TOP GIUGNO 2020	0	3.753	3.753
**D	EURIZON CAPITAL SGR - EURIZON TOP SELEC EQUILIBRIO SETT 2024	0	13.979	13.979
**D	EURIZON CAPITAL SGR - EURIZON CEDOLA ATTIVA TOP NOV 2022	0	49.876	49.876
**D	EURIZON CAPITAL SGR - EURIZON DEFENSIVE TOP SELEC LUG 2023	0	7.246	7.246
**D	EURIZON CAPITAL SGR - EURIZON MULTIASSET REDDITO OTT 2021	0	36.287	36.287
**D	EURIZON CAPITAL SGR - EURIZON DISCIPLINA ATTIVA DIC 2021	0	24.167	24.167
**D	EURIZON CAPITAL SGR - EURIZON TOP SELECTION GENNAIO 2023	0	69.977	69.977
**D	EURIZON CAPITAL SGR - EURIZON MULTIASSET VALUTARIO LUG 2024	0	76.207	76.207
**D	EURIZON CAPITAL SGR - EURIZON MULTIASSET VALUTARIO MAR 2025	0	66.652	66.652
**D	EURIZON CAPITAL SGR - EURIZON TOP SELECTION SETTEMBRE 2023	0	38.336	38.336
**D	EURIZON CAPITAL SGR - EURIZON DISCIPLINA ATTIVA LUGLIO 2022	0	42.188	42.188
**D	EURIZON CAPITAL SGR - EURIZON TOP SELEC EQUILIBRIO GIU 2024	0	11.438	11.438
**D	EURIZON CAPITAL SGR - EURIZON TOP SELEC CRESCITA MARZO 2024	0	6.260	6.260

84573/1927



84573/1928

LISTA ESITO DELLE VOTAZIONE

Oggetto: Piano di incentivazione di Lungo Termine 2020-2022 e disposizione di azioni proprie al servizio del Piano. FAVOREVOLI

Badge	Ragione Sociale	Proprio	Delega	Totale
**D	EURIZON CAPITAL SGR - EURIZON HIGH INCOME DICEMBRE 2021	0	85.552	85.552
**D	EURIZON CAPITAL SGR - EURIZON TOP SELEC PRUDENTE MAGGIO 2024	0	2.698	2.698
**D	EURIZON CAPITAL SGR - EURIZON TOP SELEC PRUDENTE SETT 2024	0	2.773	2.773
**D	EURIZON CAPITAL SGR - EURIZON INCOME MULTISTRATEGY MAR 2022	0	18.485	18.485
**D	EURIZON CAPITAL SGR - EURIZON CEDOLA ATTIVA TOP OTTOBRE 2023	0	176.091	176.091
**D	EURIZON CAPITAL SGR - EURIZON MULTIASET REDDITO GIUGNO 2021	0	37.232	37.232
**D	EURIZON CAPITAL SGR - EURIZON MULTIASET VALUTARIO MAG 2024	0	33.826	33.826
**D	EURIZON CAPITAL SGR - EURIZON DEFENSIVE TOP SELEC DIC 2023	0	567	567
**D	EURIZON CAPITAL SGR - EURIZON CEDOLA ATTIVA TOP LUGLIO 2020	0	2.637	2.637
**D	EURIZON CAPITAL SGR - EURIZON MULTIASET REDDITO OTT 2023	0	8.191	8.191
**D	EURIZON CAPITAL SGR - EURIZON PIR ITALIA AZIONI	0	124.080	124.080
**D	EURIZON CAPITAL SGR - EURIZON DEFENSIVE TOP SELEC OTT 2024	0	2.187	2.187
**D	EURIZON CAPITAL SGR - EURIZON CEDOLA ATTIVA TOP MAGGIO 2022	0	39.701	39.701
**D	EURIZON CAPITAL SGR - EURIZON CEDOLA ATTIVA TOP LUGLIO 2021	0	21.620	21.620
**D	EURIZON CAPITAL SGR - EURIZON TOP SELEC CRESCITA MAG 2025	0	1.945	1.945
**D	EURIZON CAPITAL SGR - EURIZON MULTIASET REDDITO APRILE 2020	0	25.324	25.324
**D	EURIZON CAPITAL SGR - EURIZON TOP SELEC PRUDENTE MAG 2025	0	492	492
**D	EURIZON CAPITAL SGR - EURIZON CEDOLA ATTIVA TOP OTTOBRE 2021	0	9.673	9.673
**D	EURIZON CAPITAL SGR - EURIZON MULTIASET REDDITO DIC 2021	0	32.188	32.188
**D	EURIZON CAPITAL SGR - EURIZON CEDOLA ATTIVA TOP DIC 2021	0	10.856	10.856
**D	EURIZON CAPITAL SGR - EURIZON TOP SELEC EQUILIBRIO MAG 2025	0	2.306	2.306
**D	STG PFDS CORP EXPRESS MANDAT ALLIANCE CAPITA	0	15.894	15.894
**D	STICHTING PENSIOENFONDS PGB UBS- MSCI EUROPE EQUITY PASSIVE	0	1.186.807	1.186.807
**D	STICHTING PENSIOENFONDS PGB UBS- GLOBAL EQUAL WEIGHTED EQUITY	0	72.557	72.557
**D	STICHTING TELEGRAF PENSIOENFONDS 1959	0	19.834	19.834
**D	STICHTING BEDRIJFSPENSIOENFONDSVOOR DE LANDBOON MANDAT BLACKRO	0	217.733	217.733
**D	ONDERLINGE LEVENSVZERERING MAATSCHAPPIJ 'S-GRAVENHAGE UA	0	186.000	186.000
**D	STG PFDS ACHMEA MANDAT BLACKROCK	0	127.797	127.797
**D	STICHTING PENSIOENFONDS PGB	0	100.620	100.620
**D	STICHTING PENSIOENFONDS WOMEN	0	63.737	63.737
**D	THE CANADA LIFE ASSURANCE COMPANY	4		4
**D	THE CANADA LIFE ASSURANCE COMPANY	1		1
**D	CO-OPERATIVE SUPERANNUATION SOCIETY PENSION PLAN	1		1
**D	THE GREAT-WEST LIFE ASSURANCE COMPANY	0	136.915	136.915
**D	THE GREAT-WEST LIFE ASSURANCE COMPANY	0	8.674	8.674
**D	COUNSEL DEFENSIVE GLOBAL EQUITY	0	2.085	2.085
**D	COUNSEL GLOBAL LOW VOLATILITY EQU	0	66.421	66.421
**D	IPC MULTI-FACTOR INTERNATIONAL EQUITY	0	11.984	11.984
**D	INVESTORS LOW VOLATILITY GLOBAL EQUITY FUND	0	907.115	907.115
**D	IPROFILE INTERNATIONAL EQUITY POOL	0	526.492	526.492
**D	IUOE LOCAL 793 MEMBERS PENSION BENEFIT TRUST OF ONTARIO	0		
**D	LONDON LIFE INSURANCE COMPANY	1		1
**D	LONDON LIFE INSURANCE COMPANY	1		1

LISTA ESITO DELLE VOTAZIONE

Oggetto: Piano di incentivazione di Lungo Termine 2020-2022 e disposizione di azioni proprie al servizio del Piano.
FAVOREVOLI

Badge	Ragione Sociale	Proprio	Delega	Totale
**D	LONDON LIFE INSURANCE COMPANY	0	1	1
**D	LONDON LIFE INSURANCE COMPANY	0	1	1
**D	LONDON LIFE INSURANCE COMPANY	0	1	1
**D	LONDON LIFE INSURANCE COMPANY	0	1	1
**D	LEITH WHEELER INTERNATIONAL EQUITY PLUS FUND	0	1	1
**D	GLOBAL ALL CAP EQUITY FUND (SETANTA)	0	60.797	60.797
**D	GLOBAL LOW VOLATILITY FUND (ILIM)	0	11.289	11.289
**D	GROWTH AND INCOME FUND (GWLIM)	0	2.520	2.520
**D	LONDON LIFE PATHWAYS INTERNATIONAL EQUITY FUND	0	2.821	2.821
**D	GLOBAL DIVIDEND CLASS (SETANTA)	0	6.796	6.796
**D	GROWTH AND INCOME CLASS (GWLIM)	0	167.816	167.816
**D	GLOBAL DIVIDEND FUND (SETANTA)	0	22.986	22.986
**D	GLOBAL EQUITY CLASS (SETANTA)	0	158.588	158.588
**D	MCLEAN & PARTNERS PRIVATE INTERNATIONAL EQUITY PURPOSE FUND	0	49.988	49.988
**D	PURPOSE FUND CORP	0	228.000	228.000
**D	RESOLUTE FOREIGN EQUITY MASTER TRUST FUND	0	111.336	111.336
**D	PIER 21 GLOBAL EQUITY POOL (SETANTA PIER 21 GLOBAL EQUITY POOL)	0	15.549	15.549
**D	PIER 21 EAFE EQUITY POOL (SETANTA A)	0	558.599	558.599
**D	T. ROME PRICE INTL CONCENTRATE EQUITY POOL	0	110.823	110.823
**D	TD EMERALD INTERNATIONAL EQUITY INDEX FUND	0	31.100	31.100
**D	TD INTERNATIONAL INDEX FUND	0	2.637	2.637
**D	TD EUROPEAN INDEX FUND	0	1	1
**D	TD INTERNATIONAL EQUITY INDEX ETF	0	1	1
**D	TD SYSTEMATIC INTERNATIONAL EQUITY LOW VOLATILITY ETF	0	1	1
**D	TD Q GLOBAL DIVIDEND ETF	0	1	1
**D	IMPERIAL INTERNATIONAL EQUITY POOL	0	104.284	104.284
**D	FIRST ASSET MORNINGSTAR INTERNATIONAL VALUE INDEX ETF	0	131.292	131.292
**D	WINDWISE MSCI EAFE INDEX NON-LENDING, FUND FOR EXEMPT ORG.	0	121.868	121.868
**D	BMO PRIVATE INTERNATIONAL EQUITY PORTFOLIO	0	772.364	772.364
**D	CIBC INTERNATIONAL INDEX FUND	0	1	1
**D	CIBC EUROPEAN INDEX FUND	0	15.725	15.725
**D	AZ EURO INVESTMENTS S.A.	0	12.831	12.831
**D	AXA WORLD FUNDS	0	451.289	451.289
**D	BLACKROCK GLOBAL INDEX FUNDS	0	125.263	125.263
**D	INDEXIQ	0	8.552	8.552
**D	MFS MERIDIAN FUNDS	0	125.256	125.256
**D	MFS INVESTMENT FUNDS	0	1.748.842	1.748.842
**D	INVESTEC GLOBAL STRATEGY FUND	0	898.557	898.557
**D	ISHARES MSCI EAFE INTERNATIONAL INDEX FUND	0	1.215.994	1.215.994
**D	ISHARES MSCI ACWI ETF	0	1.073.957	1.073.957
**D	ISHARES MSCI ACWI EXCL US ETF	0	556.940	556.940
**D		0	439.950	439.950

84573/1829

LISTA ESITO DELLE VOTAZIONE

Objetto: Piano di incentivazione di Lungo Termine 2020-2022 e disposizione di azioni proprie al servizio del Piano.
FAVOREVOLI

Badge	Ragione Sociale	Proprio	Delega	Totale
**D	ISHARES GLOBAL ENERGY ETF	0	1.421.213	1.421.213
**D	ISHARES MSCI EUROZONE ETF	0	2.366.924	2.366.924
**D	ISHARES EUROPE ETF	0	423.798	423.798
**D	ISHARES MSCI EAFE ETF	0	9.360.438	9.360.438
**D	ISHARES MSCI EAFE VALUE ETF	0	2.077.171	2.077.171
**D	ISHARES MSCI KOKUSAI ETF	0	8.778	8.778
**D	ISHARES MSCI ITALY ETF	0	1.403.261	1.403.261
**D	ISHARES INTERNATIONAL SELECT DIVIDEND ETF	0	5.426.024	5.426.024
**D	ISHARES CORE MSCI EUROPE ETF	0	884.441	884.441
**D	ISHARES EDGE MSCI MIN VOL EUROPE ETF	0	3.466	3.466
**D	ISHARES EDGE MSCI INTL VALUE FACTOR ETF	0	143.113	143.113
**D	ISHARES EDGE MSCI INTL SIZE FACTOR ETF	0	572	572
**D	ISHARES ESG MSCI EAFE ETF	0	495.389	495.389
**D	ISHARES MSCI GLOBAL ENERGY PRODUCERS ETF	0	71.360	71.360
**D	ISHARES MSCI WORLD ETF	0	48.255	48.255
**D	ISHARES CORE MSCI EAFE ETF	0	10.981.295	10.981.295
**D	ISHARES CORE MSCI TOTAL INTERNATIONAL STOCK ETF	0	2.050.848	2.050.848
**D	ISHARES CORE MSCI INTERNATIONAL DEVELOPED MARKETS ETF	0	406.520	406.520
**D	ISHARES CORE MSCI EAFE IMI INDEX ETF	0	434.660	434.660
**D	ISHARES MSCI EUROPE IMI INDEX ETF	0	48.179	48.179
**D	ISHARES ESG MSCI EAFE INDEX ETF	0	3.190	3.190
**D	ISHARES INTERNATIONAL FUNDAMENTAL INDEX ETF	0	42.781	42.781
**D	ISHARES GLOBAL MONTHLY DIVIDEND INDEX ETF (CAD-HEGGED)	0	48.990	48.990
**D	CONNECTICUT GENERAL LIFE INSURANCE COMPANY	0	6.036	6.036
**D	TOTAL INTERNATIONAL EX U.S. INDEX MASTER PORTFOLIO OF MASTER INV	0	129.285	129.285
**D	ARROWSTREET INTERNATIONAL EQUITY EAFE TRUST FUND	0	159.007	159.007
**D	ARROWSTREET INTERNATIONAL EQUITY ACHI EX US TRUST FUND	0	915.726	915.726
**D	UNITED TECHNOLOGIES CORPORATION EMPLOYEE SAVINGS PLAN MASTER TRU	0	285.167	285.167
**D	BEAR CREEK INC.	0	7.851	7.851
**D	COMMONFUND DIRECT SERIES LLC - CF TROME PRICE EUROPEAN EQUITY SE	0	504.840	504.840
**D	CITY UNIVERSITY OF NEW YORK	0	3.394	3.394
**D	XTRACKERS (IE) PUBLIC LIMITED COMPANY	0	245.078	245.078
**D	MICROSOFT CORPORATION SAVINGS PLUS 401(K) PLAN	0	377.967	377.967
**D	MFS INTERNATIONAL EQUITY FUND II	0	827.691	827.691
**D	MFS INTERNATIONAL EQUITY FUND	0	266.564	266.564
**D	MFS GLOBAL EQUITY VALUE FUND	0	163.544	163.544
**D	PEG SELECT	0	100.989	100.989
**D	FEDEX CORPORATION EMPLOYEES PENSION TRUST	0	120.123	120.123
**D	FRANKLIN TEMPLETON ETF TRUST - FRANKLIN FTSE EUROPE ETF	0	65.250	65.250
**D	FRANKLIN TEMPLETON ETF TRUST - FRANKLIN FTSE ITALY ETF	0	23.241	23.241
**D	FRANKLIN FTSE EUROPE EX U.K. INDEX ETF	0	34.521	34.521
**D	FRANKLIN TEMPLETON ETF TRUST - FRANKLIN FTSE EUROPE HEDGED ETF	0	1.283	1.283
**D	FRANKLIN TEMPLETON ETF TRUST - FRANKLIN LIBERTY SYSTEMATIC STYLE P	0	13.980	13.980

LISTA ESITO DELLE VOTAZIONE

Oggetto: Piano di incentivazione di Lungo Termine 2020-2022 e disposizione di azioni proprie al servizio del Piano.
FAVOREVOLI

Badge	Ragione Sociale	Proprio	Delega	Totale
**D	HAND COMPOSITE EMPLOYEE BENEFIT TRUST	0	29.912	29.912
**D	PIMCO BALANCED INCOME FUND (CANADA)	0	3.994	3.994
**D	HARTFORD MULTI-ASSET INCOME FUND	0	5.977	5.977
**D	HARTFORD INTERNATIONAL EQUITY FUND	0	142.761	142.761
**D	THE HARTFORD INTERNATIONAL VALUE FUND	0	1.849.170	1.849.170
**D	THE HARTFORD GLOBAL REAL ASSET FUND	0	111.035	111.035
**D	ROCHE U.S. RETIREMENT PLANS MASTER TRUST	0	116.434	116.434
**D	KAISER FOUNDATION HEALTH PLAN INC RETIREE HEALTH AND WELFARE PLA	0	47.304	47.304
**D	FIRST CHURCH OF CHRIST SCIENTIST	0	11.372	11.372
**D	JANUS CAPITAL MANAGEMENT LLC	0	360	360
**D	INTECH GLOBAL ALL COUNTRY ENHANCED INDEX FUND LLC	0	1.694	1.694
**D	SUNAMERICA EQUITY FUNDS AIG INTERNATIONAL DIVIDEND STRATEGY FUND	0	69.019	69.019
**D	SUNAMERICA SPECIALTY SERIES AIG INCOME EXPLORER FUND	0	26.033	26.033
**D	SEASONS SERIES TRUST SA PUTNAM ASSET ALLOCATION DIVERSIFIED GROW	0	9.207	9.207
**D	SUNAMERICA SERIES TRUST SA JPM DIVERSIFIED BALANCED PORTFOLIO	0	3.338	3.338
**D	SEASONS SERIES TRUST SA MULTI-MANAGED INTERNATIONAL EQUITY PORTE	0	20.019	20.019
**D	SUNAMERICA SERIES TRUST SA BLACKROCK VCP GLOBAL MULTI ASSET PORT	0	1.769	1.769
**D	SUNAMERICA SERIES TRUST - SA SCHRODERS VCP GLOBAL ALLOCATION PORT	0	5.525	5.525
**D	SUNAMERICA SERIES TRUST - SA INTERNATIONAL INDEX PORTFOLIO	0	83.596	83.596
**D	SUNAMERICA SERIES TRUST SA TEMPLETON FOREIGN VALUE PORTFOLIO	0	547.648	547.648
**D	KP INTERNATIONAL EQUITY FUND	0	276.898	276.898
**D	CAYMAN ISLANDS CHAMBER OF COMMERCE PENSION FUND	0	22.366	22.366
**D	COUNTY OF LOS ANGELES DEFERRED COMPENSATION AND THRIFT PLAN	0	34.560	34.560
**D	LVIP MORDRIAN INTERNATIONAL VALUE FUND	0	1.741.130	1.741.130
**D	LVIP SSGA INTERNATIONAL INDEX FUND	0	596.325	596.325
**D	COUNTY OF LOS ANGELES SAVINGS PLAND THRIFT PLAN	0	127.277	127.277
**D	RHUMBLINE INTERNATIONAL POOLED INDEX TRUST	0	46.485	46.485
**D	ALLIANCEBERNSTEIN INTERNATIONAL ALL-COUNTRY PASSIVE SERIES	0	6.133	6.133
**D	TALCOTT RESOLUTION LIFE INSURANCE COMPANY	0	20.230	20.230
**D	NEW YORK STATE DEFERRED COMPENSATION PLAN	0	45.595	45.595
**D	NORTHWESTERN MUTUAL SERIES FUND, INC. - INTERNATIONAL EQUITY FOR	0	1.246.735	1.246.735
**D	NORTHWESTERN MUTUAL SERIES FUND, INC. - RESEARCH INTERNATIONAL C	0	445.100	445.100
**D	CITY OF NEW YORK GROUP TRUST	0	13.000	13.000
**D	CITY OF NEW YORK GROUP TRUST	0	15.000	15.000
**D	CITY OF NEW YORK GROUP TRUST	0	7.329	7.329
**D	CITY OF NEW YORK GROUP TRUST	0	9.679	9.679
**D	CITY OF NEW YORK GROUP TRUST	0	21.590	21.590
**D	CITY OF NEW YORK GROUP TRUST	0	14.329	14.329
**D	CITY OF NEW YORK GROUP TRUST	0	25.450	25.450
**D	CITY OF NEW YORK GROUP TRUST	0	21.060	21.060
**D	CITY OF NEW YORK GROUP TRUST	0	24.470	24.470
**D	CITY OF NEW YORK GROUP TRUST	0	337.158	337.158
**D	CITY OF NEW YORK GROUP TRUST	0	291.955	291.955

84573/1931

84573/1932

LISTA ESITO DELLE VOTAZIONE

Oggetto: Piano di incentivazione di Lungo Termine 2020-2022 e disposizione di azioni proprie al servizio del Piano.
FAVOREVOLI

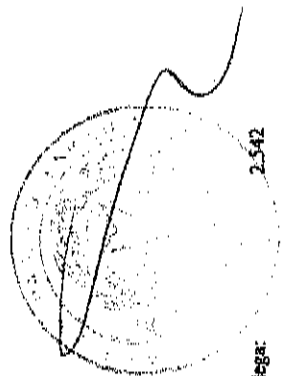
Badge	Regione Sociale	Proprio	Delega	Totale
**D	CITY OF NEW YORK GROUP TRUST	0	261.740	261.740
**D	CITY OF NEW YORK GROUP TRUST	0	21.930	21.930
**D	FIDELITY COVINGTON TRUST: FIDELITY INTL VALUE FACTOR ETF	0	6.571	6.571
**D	FIDELITY COVINGTON TRUST: FIDELITY TARGETED INVL FACTOR ETF	0	773	773
**D	PIMCO RAE INTERNATIONAL FUND LLC	0	239.284	239.284
**D	PIMCO EQUITY SERIES: PIMCO DIVIDEND AND INCOME FUND	0	55.718	55.718
**D	PIMCO EQUITY SERIES: PIMCO RAE INTERNATIONAL FUND	0	401.268	401.268
**D	PRINCIPAL DIVERSIFIED REAL ASSET CIT	0	70.820	70.820
**D	ARROWSTREET (CANADA) INTERNATIONAL DEVELOPED MARKET EX US FUND I	0	40.707	40.707
**D	PUTNAM WORLD TRUST	0	4.026	4.026
**D	PES:PIMCO RAEI DYNAMIC MULTI-FACTOR INTERNATIONAL EQUITY ETF	0	4.420	4.420
**D	ALASKA COMMON TRUST FUND	0	110.211	110.211
**D	RUSSELL INVESTMENTS INSTITUTIONAL FUNDS, LLC INTERNATIONAL EQUIT	0	7.605	7.605
**D	RUSSELL INVESTMENTS INSTITUTIONAL FUNDS, LLC GLOBAL EQUITY PLUS	0	433	433
**D	INTERNATIONAL PUBLIC EQUITY, LLC	0	81.402	81.402
**D	SSGA MSCI ACWI EX-USA INDEX NON-LENDING DAILY TRUST	0	57.097	57.097
**D	SERVICES GROUP OF AMERICA INC	0	660	660
**D	HARTFORD SCHROEDERS INTERNATIONAL MULTI-CAP VALUE FUND	0	898.301	898.301
**D	SIERRA/TEMPLETON INTERNATIONAL EQUITY TRUST	0	38.530	38.530
**D	OHIO NATIONAL FUND, INC. - ON INTERNATIONAL EQUITY PORTFOLIO	0	1.517	1.517
**D	WILMINGTON TRUST COLLECTIVE INVESTMENT TRUST	0	1.046.567	1.046.567
**D	ROMAN CATHOLIC BISHOP OF SPRINGFIELD A CORPORATION SOLE	0	1.746	1.746
**D	TEMPLETON INTERNATIONAL EQUITY FUND	0	887.233	887.233
**D	TENNESSEE CONSOLIDATED RETIREMENT SYSTEM	0	2.271.144	2.271.144
**D	VANGUARD FTSE DEVELOPED EUROPE ALL CAP INDEX ETF	0	36.025	36.025
**D	VANGUARD FTSE DEVELOPED ALL CAP EX NORTH AMERICA INDEX ETF	0	161.093	161.093
**D	VANGUARD DEVELOPED ALL-CAP EX NORTH AMERICA EQUITY INDEX POOLED	0	13.641	13.641
**D	VANGUARD GLOBAL VALUE FACTOR ETF	0	1.651	1.651
**D	VANGUARD FTSE DEVELOPED EX NORTH AMERICA HIGH DIVIDEND YIELD IND	0	4.218	4.218
**D	WELLS FARGO BK DECL OF TRUST ESTABL INVEST FUNDS EMPLOYEE BEN TR	0	88.114	88.114
**D	WELLINGTON TRUST COLLECTIVE INVESTMENT TRUST	0	13.891	13.891
**D	VANGUARD ENERGY FUND	0	273.089	273.089
**D	VANGUARD ENERGY FUND	0	195.191	195.191
**D	VANGUARD TOTAL WORLD STOCK INDEX FUND	0	1.556.280	1.556.280
**D	VANGUARD DEVELOPED MARKETS INDEX FUND	0	907.518	907.518
**D	HC CAPITAL TRUST- THE INSTITUTIONAL INTERNATIONAL EQUITY PORTFOL	0	16.096.177	16.096.177
**D	HC CAPITAL TRUST - THE ESG GROWTH PORTFOLIO	0	210.749	210.749
**D	HC CAPITAL TRUST- THE CATHOLIC SRI GROWTH PORTFOLIO	0	6.471	6.471
**D	ARKWRIGHT, LLC	0	3.820	3.820
**D	INTERNATIONAL MONETARY FUND	0	11.841	11.841
**D	PUTNAM VARIABLE TRUST - PUTNAM VT GLOBAL ASSET ALLOCATION FUND	0	156.511	156.511
**D	PUTNAM DYNAMIC ASSET ALLOCATION GROWTH FUND	0	4.148	4.148
**D		0	104.565	104.565

LISTA ESITO DELLE VOTAZIONE

Oggetto: Piano di incentivazione di Lungo Termine 2020-2022 e disposizione di azioni proprie al servizio del Piano.
FAVOREVOLI

Badge	Ragione Sociale	Proprio	Delega	Totale
**D	PUTNAM DYNAMIC ASSET ALLOCATION BALANCED FUND	0	68.741	68.741
**D	PUTNAM DYNAMIC ASSET ALLOCATION CONSERVATIVE FUND	0	22.190	22.190
**D	PUTNAM TOTAL RETURN TRUST	0	6.360	6.360
**D	PUTNAM RETIREMENT ADVANTAGE GAA GROWTH PORTFOLIO	0	67.787	67.787
**D	PUTNAM RETIREMENT ADVANTAGE GAA BALANCE PORTFOLIO	0	39.007	39.007
**D	PUTNAM RETIREMENT ADVANTAGE GAA CONSERVATIVE PORTFOLIO	0	11.034	11.034
**D	PUTNAM RETIREMENT ADVANTAGE GAA INCOME STRATEGIES PORTFOLIO	0	11.186	11.186
**D	PUTNAM RETIREMENT ADVANTAGE GAA EQUITY PORTFOLIO	0	22.292	22.292
**D	PUTNAM TOTAL RETURN FUND, LLC	0	4.583	4.583
**D	THE STATE OF NEVADA	0	8.971	8.971
**D	PUTNAM DYNAMIC ASSET ALLOCATION EQUITY FUND	0	2.331	2.331
**D	THORNBURG INVESTMENT INCOME BUILDER FUND	0	4.060.252	4.060.252
**D	CANADA PENSION PLAN INVESTMENT BOARD	0	10	10
2	AVV. DARIO TREVISAN RAPPRESENTANTE DESIGNATO IN QUALITA' DI DELEGATO E SUBDELEGATO AI SENSI DELL'ART. 135-NOVIES TUF	0	0	0
**D	CASSA DEPOSITI E PRESTITI S.P.A.	0	936.179.478	936.179.478
**D	MINISTERO DELL'ECONOMIA E DELLE FINANZE	0	157.552.137	157.552.137
**D	HC RENTE	0	23.656	23.656
**D	SIEMENS DC BALANCED SIEMENS FONDS INVEST GMBH	0	14.393	14.393
**D	SIEMENS-FONDS SIEMENS-RENTE SIEMENS FONDS INVEST GMBH	0	490.721	490.721
3	AVV. DARIO TREVISAN RAPPRESENTANTE DESIGNATO IN QUALITA' DI DELEGATO AI SENSI DELL'ART. 135-UNDECIES TUF	0	0	0
**D	FONDAZIONE ENPAM	0	18.252.116	18.252.116
**D	FONDAZIONE CASSA DI RISPARMIO DI MODENA	0	3.018.798	3.018.798
**D	CASSA NAZ. PREV. E ASS. INGEGNERI ARCH.L	0	12.687.050	12.687.050

Totale voti 2.043.442.197
 Percentuale votanti % 99,274058
 Percentuale Capitale % 56,228343



Azionisti in delega: 2.542

84573/1934

LISTA ESITO DELLE VOTAZIONE

Oggetto: Piano di incentivazione di Lungo Termine 2020-2022 e disposizione di azioni proprie ai servizi del Piano.
CONTRARI

Badge	Regione Sociale	Proprio	Delega	Totale
1	AVV. DARIO TREVISAN RAPPRESENTANTE DESIGNATO IN QUALITA' DI DELEGATO AI SENSI DELL'ART. 135-NOVIES TUF	0	0	0
**D	FIDELITY FOC VALUE UNCONSTRAINED	0	206	206
**D	INDEP ACTIONS CROISSANCE	0	309.000	309.000
**D	AMPLI MUTUELLE	0	17.400	17.400
**D	FCP KLESIA K ACTIONS EURO	0	9.400	9.400
**D	FCP KLESIA K RETRAITE EURO	0	550.000	550.000
**D	INDEP AM	0	33.000	33.000
**D	FCP VILFERS ACTIONS EUROPE CPR AM	0	283.139	283.139
**D	EXANE FUNDS 2	0	1.225.844	1.225.844
**D	PENSIONSKASSE DES BENDES PUBLICA	0	541.739	541.739
**D	FCP VILLIERS ACTIONS EUROPE SYST AGI	0	240.350	240.350
**D	CITIBANK NEW YORK A.D.R. DEPT	0	19.668	19.668
**D	CITIBANK NEW YORK A.D.R. DEPT	0	3.734	3.734
**D	CITIBANK NEW YORK A.D.R. DEPT	0	8.948	8.948
**D	CITIBANK NEW YORK A.D.R. DEPT	0	3.922	3.922
**D	CITIBANK NEW YORK A.D.R. DEPT	0	24.842	24.842
**D	CITIBANK NEW YORK A.D.R. DEPT	0	16.450	16.450
**D	CITIBANK NEW YORK A.D.R. DEPT	0	17.850	17.850
**D	CITIBANK NEW YORK A.D.R. DEPT	0	1.738	1.738
**D	CITIBANK NEW YORK A.D.R. DEPT	0	3.164	3.164
**D	CITIBANK NEW YORK A.D.R. DEPT	0	2.764	2.764
**D	ECOFI ACTIONS SCR	0	17.874	17.874
**D	CITY OF LOS ANGELES FIRE AND POLICE PENSION PLAN	0	2.047.920	2.047.920
**D	CHURCH OF ENGLAND INVESTMENT FUND FOR PENSIONS	0	72.277	72.277
**D	WEST YORKSHIRE PENSION FUND	0	500.000	500.000
**D	MERSEYSIDE PENSION FUND	0	100.000	100.000
2	AVV. DARIO TREVISAN RAPPRESENTANTE DESIGNATO IN QUALITA' DI DELEGATO E SUBDELEGATO AI SENSI DELL'ART. 135-NOVIES TUF	0	0	0
***	SONNESSA ALFREDO	0	1	1
***	TELESCA FRANCESCO SAVERIO	0	1	1
**D	FONDAZIONE FINANZA ETICA	0	80	80
***	BAYA MARCO GEREMIA CARLO	0	1	1
***	ROSMANIA ELMAN	0	2	2
**D	COM ARIA PULITA BAS ONLUS	0	1	1
**D	LIBERIAMO LA BASILICATA	0	1	1
Totale voti				6.051.316
Percentuale votanti %				0,293984
Percentuale Capitale %				0,166511

LISTA ESITO DELLE VOTAZIONE

Oggetto: Piano di incentivazione di Lungo Termine 2020-2022 e disposizione di azioni proprie al servizio del Piano.
ASTENUTI

Badge	Ragione Sociale	Proprio	Delega	Totale
1	AVV. DARIO TREVISAN RAPPRESENTANTE DESIGNATO IN QUALITA' DI DELEGATO AI SENSI DELL'ART. 135-NOVIES TUF	0	0	0
**D	HELABA INVEST KAPITALANLAGEGESELLSCHAFT	0	18.492	18.492
**D	ALLIANZGI FONDS APNIESA	0	78.335	78.335
**D	ALLIANZGI FONDS FEV	0	7.296	7.296
**D	ALLIANZ GI FONDS RAMW 11	0	50.000	50.000
**D	ALLIANZGI FONDS GANO 2	0	7.522	7.522
**D	ALLIANZGI FONDS PFD	0	1.976	1.976
**D	ALLIANZGI FONDS REINVEST	0	2.966	2.966
**D	ALLIANZGI FONDS MERT	0	3.500	3.500
**D	ALLIANZGI FONDS UGF	0	7.000	7.000
**D	ALLIANZGI FONDS DPF DILLINGER PENSIONSF0	0	19.249	19.249
**D	ALLIANZGI FONDS GANO	0	1.294	1.294
**D	ALLIANZGI FONDS FIB	0	40.000	40.000
**D	ALLIANZGI FONDS AVP	0	1.948	1.948
**D	DBI FONDS EBB	0	10.560	10.560
**D	ALLIANZGI FONDS TOB	0	7.930	7.930
**D	ALLIANZGI FONDS GDP	0	8.000	8.000
**D	ALLIANZGI FONDS NICO	0	1.854	1.854
**D	ALLIANZGI FONDS MAV	0	6.317	6.317
**D	ALLIANZGI FONDS PGD	0	10.842	10.842
**D	ALLIANZGI FONDS DUNHILL	0	6.520	6.520
**D	ALLIANZGI FONDS VSBW	0	30.025	30.025
**D	ALLIANZGI FONDS SIV	0	3.702	3.702
**D	SUEWE COFONDS	0	25.000	25.000
**D	ALLIANZGI FONDS PFI	0	9.887	9.887
**D	HF2H COFONDS	0	10.000	10.000
**D	ALLIANZGI FONDS PTV2	0	95.751	95.751
**D	ALLIANZGI FONDS AFE	0	60.699	60.699
**D	ALLIANZGI FONDS PF2	0	98.899	98.899
**D	ALLIANZGI FONDS SVKK	0	2.474	2.474
**D	KREBSHILFE 2 FONDS	0	4.210	4.210
**D	ALLIANZGI FONDS CAESAR	0	7.820	7.820
**D	ALLIANZGI FONDS DPWS	0	8.135	8.135
**D	ALLIANZGI FONDS OB PENSION	0	18.822	18.822
**D	SDK K3 FONDS	0	4.080	4.080
**D	ALLIANZGI FONDS DSPT	0	107.410	107.410
**D	BUREAU OF LABOR FUNDS-LABOR PENSION FUND	0	1.108	1.108
**D	BUREAU OF LABOR FUNDS-LABOR INSURANCE FU	0	1.825	1.825
**D	ALLIANZ CGI S&P500S EQUITIES	0	40.000	40.000
**D	SONDERVERMOEGEN ALLIANZGI-FONDS DSW-DREFO	0	6.822	6.822
**D	SONDERVERMOEGEN ALLIANZ ADAC AV FONDS	0	1.794.577	1.794.577
**D	ALLIANZ PV-WS RCM SYFFERO INDEXING EUROLAND	0	23.068	23.068

84573/1935

84573/1936

LISTA ESITO DELLE VOTAZIONE

Oggetto: Piano di incentivazione di Lungo Termine 2020-2022 e disposizione di azioni proprie al servizio del Piano.
ASTENUTI

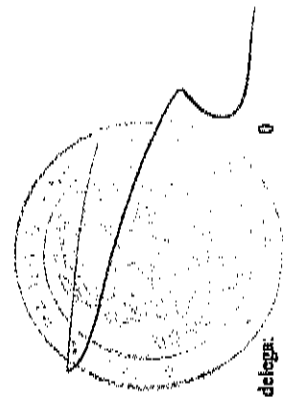
Badge	Regione Sociale	Proprio	Delega	Totale
**D	ALLIANZ FV-WS RCM SYSPRO VALUE EUROPE	0	153.576	153.576
**D	SONDERVERMOEGEN ALLIANZ VKA FONDS	0	401.320	401.320
**D	CENTRAL FINANCE BOARD METHODIST CHURCH	0	10.024	10.024
**D	ALLIANZ CHOICE BEST STYLES EUROPE FUND	0	62.100	62.100
**D	BEST INVESTMENT CORPORATION	0	98.912	98.912
**D	CITIBANK NEW YORK A.D.R. DEPT	0	17.272	17.272
**D	CITIBANK NEW YORK A.D.R. DEPT	0	3.762	3.762
**D	CITIBANK NEW YORK A.D.R. DEPT	0	15.214	15.214
**D	CITIBANK NEW YORK A.D.R. DEPT	0	5.328	5.328
**D	CITIBANK NEW YORK A.D.R. DEPT	0	3.270	3.270
**D	CITIBANK NEW YORK A.D.R. DEPT	0	452	452
**D	CHALLENGE FUNDS - CHALLENGE ITALIAN EQUITY	0	289.608	289.608
**D	TEACHERS' RETIREMENT SYSTEM OF OKLAHOMA	0	700.000	700.000
**D	CHALLENGE PROVIDENT FUND 2	0	66.929	66.929
**D	CHALLENGE PROVIDENT FUND 1	0	45.219	45.219
**D	MEDIO M STANLEY GLBL SFTN 1 -CASH	0	429.775	429.775
**D	CHALLENGE ENERGY FUND 2	0	111.150	111.150
**D	ALLIANZ GLOBAL INVESTORS GMBH FOR DEI-FONDS SFT 4	0	37.202	37.202
**D	ALLIANZ GLOBAL INV GMBH FOR ALLIANZGI-FONDS SFT2	0	14.750	14.750
**D	ALLIANZ GLOBAL INVESTORS GMBH FOR ALLIANZ VERM. EUROPA	0	51.716	51.716
**D	ALLIANZ GLOBAL INVESTORS GMBH FOR ALLIANZGI-FONDS VDB	0	593.075	593.075
**D	ALLIANZ SUISSE - STRATEGY FUND	0	16.911	16.911
**D	METALRENTRE FONDS PORTFOLIO	0	858.498	858.498
**D	RP RENDITE PLUS	0	5.553	5.553
**D	ALLIANZ AZIONI EUROPA	0	57.696	57.696
**D	ALLIANZ AZIONI ITALIA ALL STARS	0	12.128	12.128
**D	ALLIANZ ITALIA 50 SPECIAL	0	229.250	229.250
**D	AVV. DARIO TREVISAN RAPPRESENTANTE DESIGNATO IN QUALITA' DI DELEGATO E SUBDELEGATO AI SENSI DELL'ART. 135-NOVIES TUF	0	950.000	950.000
2	0	0	25.000	25.000
**D	ASS.NE CASSA NAZ. DI PREVIDENZA E ASS.ZA FAV. RAGIONIERI E FERITI COMMERCIALI	0	971.965	971.965
**D	CASSA NAZIONALE DEI RAGIONIERI	0	7.796	7.796

Totale voti 8.891.366
 Percentuale votanti % 0,431958
 Percentuale Capitale % 0,244659

LISTA ESITO DELLE VOTAZIONI

Oggetto: Piano di incentivazione di Lungo Termine 2020-2022 e disposizione di azioni proprie al servizio del Piano.
NON VOTANTI

Badge	Ragione Sociale	Proprio	Delega	Totale
Totale voti	0			
Percentuale votanti %	0,000000			
Percentuale Capitale %	0,000000			



Azionisti in delega: 0

84573/1937

84573/1938

LISTA ESITO DELLE VOTAZIONE

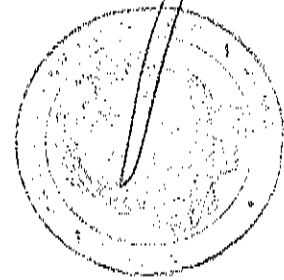
Objetto: Piano di incentivazione di Lungo Termine 2020-2022 e disposizione di azioni proprie al servizio del Piano.
VOTI ESCLUSI DAL QUORUM Deliberativo

Badge	Ragione Sociale	Proprio	Delega	Totale
1	AVV. DARIO TREVISAN RAPPRESENTANTE DESIGNATO IN QUALITA' DI DELEGATO AI SENSI DELL'ART. 135-NOVIES TUF	0	0	0
**D	BANCOPOSTA AZIONARIO EUR	0	268.371	268.371
**D	GIE ALLEANZA OBBLIGAZIONARIO	0	389.084	389.084
**D	BP AZION FLESSIBILE	0	62.816	62.816
**D	BANCOPOSTA GLOBAL EQUITY LTE BANCOPOSTA	0	3.589	3.589
**D	GENERALI INVESTMENTS SICAV	0	16.565	16.565
**D	GENERALI SMART FUNDS SICAV	0	120.198	120.198
**D	KAIROS INTERNATIONAL SICAV - ITALIA	0	500.000	500.000
**D	KAIROS INTERNATIONAL SICAV EUROPAESG	0	12.000	12.000
**D	KAIROS INTERNATIONAL SICAV - TARGET ITALY ALPHA	0	26.000	26.000
**D	POSTE INVESTO SOSTENIBILE BANCOPOSTA FON	0	9.598	9.598
**D	BP ORIZZONTE REDDITO	0	56.314	56.314
**D	GENERALI MULTIPORTFOLIO SOLUTIONS SICAV	0	214.477	214.477
**D	GENERALI INVESTMENTS SICAV	0	673.935	673.935
**D	INTERFUND SICAV INTERFUND EQUITY ITALY	0	119.000	119.000
**D	FIDEURAM ASSET MANAGEMENT (IRELAND) FONDITALIA EQUITY ITALY	0	2.623.000	2.623.000
**D	PRAMERICA SICAV	0	1.500.000	1.500.000
**D	FIDEURAM INVESTIMENTI SGR - FIDEURAM ITALIA	0	113.000	113.000
**D	FIDEURAM INVESTIMENTI SGR - PIANO AZIONI ITALIA	0	1.798.000	1.798.000
**D	FIDEURAM INVESTIMENTI SGR - PIANO BILANCIATO ITALIA 50	0	390.000	390.000
**D	FIDEURAM INVESTIMENTI SGR - PIANO BILANCIATO ITALIA 30	0	31.000	31.000
**D	EIS - FLEXIBLE EQUITY STRATEGY 2	0	414.860	414.860
**D	EIS - EURO EQUITY INSURANCE CAPITAL LIGHT	0	174.914	174.914
**D	EUF - CONSERVATIVE ALLOCATION	0	115.663	115.663
**D	ISE - VALORE CEDOLA GLOBALE - 09/2015	0	1.831	1.831
**D	EUF - ITALIAN EQUITY OPPORTUNITIES	0	281.295	281.295
**D	EUF - AZIONI STRATEGIA FLESSIBILE	0	4.055.820	4.055.820
**D	EUF - ACTIVE ALLOCATION	0	680.000	680.000
**D	ISE - DYNAMIC INCOME MULTITRENDER - 01/2016	0	1.397	1.397
**D	EUF - EQUITY EUROPE LES	0	138.001	138.001
**D	ISE - VALORE CEDOLA GLOBALE - 04/2015	0	3.148	3.148
**D	EUF - FLEXIBLE EUROPE STRATEGY	0	10.739	10.739
**D	EUF - EQUITY EURO LTE	0	62.364	62.364
**D	ISE - GLOBAL DYNAMIC MULTITRENDER - 06/2015	0	1.559	1.559
**D	EUF - EQUITY ITALY SMART VOLATILITY	0	86.318	86.318
**D	ISE - VALORE CEDOLA GLOBALE - 07/2015	0	1.856	1.856
Totale voti			14.956.712	
Percentuale votanti %			0,726624	
Percentuale Capitale %			0,411556	

LISTA ESITO DELLE VOTAZIONE

Oggetto: Piano di incentivazione di Lungo Termine 2020-2022 e disposizione di azioni proprie ai servizio del Piano.
VOTI ESCLUSI DAL QUORUM Deliberativo

Badge	Ragione Sociale	Proprio	Delega	Totale
-------	-----------------	---------	--------	--------



Azionisti in delega:

35

Pagina 66

F.to MARCEGAGLIA EMMA
F.to PAOLO CASTELLINI - Notaio

84573/1939

PAGINA ARROLLATA

Assemblea Ordinaria del 13 maggio 2020ALLEGATO "✓"
ROGITO 23955ESITO VOTAZIONE

Oggetto : Relazione sulla politica in materia di remunerazione e sui compensi corrisposti (I Sez.): politica in materia di remunerazione.

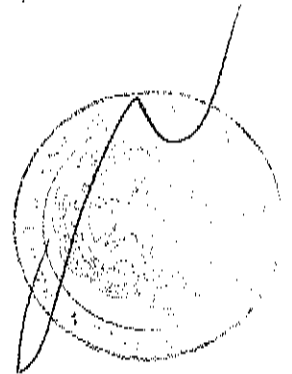
Hanno partecipato alla votazione:

- n° 2.646 azionisti,
- portatori di n° 2.058.384.879 azioni ordinarie, tutte ammesse al voto,
- pari al 56,639513% del capitale sociale.

Hanno votato:

	Voti	% su Azioni Ordinarie che hanno espresso il voto
Favorevoli	1.961.165.800	95,276924
Contrari	81.293.249	3,949371
SubTotale	<u>2.042.459.049</u>	99,226295
Astenuti	<u>15.925.830</u>	0,773705
Totale	<u>2.058.384.879</u>	100,000000
(Non Votanti)	14.956.712	

F.to MARCEGAGLIA EMMA
F.to PAOLO CASTELLINI - Notaio



84573 / 1941

LISTA ESITO DELLE VOTAZIONE

Oggetto: Relazione sulla politica in materia di remunerazione e sui compensi corrisposti (1 Sez.): politica in materia di remunerazione. FAVOREVOLI

Badge	Ragione Sociale	Proprio	Delega	Totale
1	AVV. DARIO TREVISAN RAPPRESENTANTE DESIGNATO IN QUALITA' DI DELEGATO AI SENSI DELL'ART. 135-NOVIES TUF	0	0	0
**D	ARCA FONDI SGR - FONDO ARCA AZIONI ITALIA	0	1.780.000	1.780.000
**D	ARCA FONDI SGR - FONDO ARCA ECONOMIA REALE BILANCIATO ITALIA 55	0	150.000	150.000
**D	FRANKLIN TEMPLETON INVESTMENT FUNDS	0	671.477	671.477
**D	MORGAN STANLEY INVESTMENT FUNDS	0	17.117	17.117
**D	T. ROWE PRICE FUNDS SICAV	0	3.688	3.688
**D	T. ROWE PRICE FUNDS SICAV	0	61	61
**D	T. ROWE PRICE FUNDS SICAV	0	2.293	2.293
**D	T. ROWE PRICE FUNDS SICAV	0	187.472	187.472
**D	T. ROWE PRICE FUNDS SICAV	0	115.027	115.027
**D	T. ROWE PRICE FUNDS SICAV	0	10.311	10.311
**D	T. ROWE PRICE FUNDS SICAV	0	117.778	117.778
**D	ARK LIFE ASSURANCE COMPANY LIMITED	0	1.397.882	1.397.882
**D	BLACKROCK INDEX SELECTION FUND	0	1.349	1.349
**D	BLACKROCK FUNDS I ICNAV	0	68.927	68.927
**D	SCHRODER ALTERNATIVE SOLUTIONS	0	163.935	163.935
**D	JPMORGAN INVESTMENT FUNDS	0	13.357.247	13.357.247
**D	SCHRODER INTERNATIONAL SELECTION FUND	0	1.533	1.533
**D	JPMORGAN FUNDS (IRELAND) ICNAV	0	34.063	34.063
**D	ZURICH COMPANHIA SEGUROS SA	0	1.798.783	1.798.783
**D	UNIVERSAL INVEST SICAV	0	170.000	170.000
**D	II SICAV INSTITUTIONNELLE DE DROIT BELGE	0	201.040	201.040
**D	DPAM CAPITAL B	0	102.290	102.290
**D	CREDIT SUISSE INDEX FUND (LUX) - CSIF (LUX) EQUITY EMU	0	1.026.439	1.026.439
**D	CREDIT SUISSE INDEX FUND (LUX) - CSIF (LUX) EQUITY EMU BLUE	0	899.111	899.111
**D	CREDIT SUISSE INDEX FUND (LUX) - CSIF (LUX) EQUITY EURO STOXX MULTI PREMIA	0	11.759	11.759
**D	CS INDEX FUND (LUX) - CSIF (LUX) EQUITY WORLD FACTOR MIX	0	2.211	2.211
**D	CREDIT SUISSE INDEX FUND (LUX) - CSIF (LUX) EQUITY WORLD MINIMUM VOLATILITY	0	3.075	3.075
**D	CSIF2 CS (LUX) PORTFOLIO FUND GLOBAL YIELD USD	0	6.000	6.000
**D	FINREON WORLD EQUITY MULTI PREMIA DEFENSIVE (PENSION) CREDIT SUISSE FUNDS AG	0	11.394	11.394
**D	PK CSG WORLD EQUITY CREDIT SUISSE FUNDS AG	0	146.515	146.515
**D	CSIF (CH) III EQUITY WORLD EX CH VALUE WEIGHTED - PENSION FUND CREDIT SUISSE FUNDS AG	0	20.153	20.153
**D	AXA VORSORGE FONDS II - EQUITIES GLOBAL MARKETS CREDIT SUISSE FUNDS AG	0	569.798	569.798
**D	BALOISE FUND INVEST 2 (CH)-IF AKTIEN WELT EX SCHWEIZ CREDIT SUISSE FUNDS AG	0	26.109	26.109
**D	FINREON WORLD EQUITY ISOPRO (PENSION) CREDIT SUISSE FUNDS AG	0	15.256	15.256
**D	AXA VORSORGE FONDS - EQUITIES GLOBAL MARKETS III CREDIT SUISSE FUNDS AG	0	26.910	26.910
**D	CSIF (CH) III EQUITY WORLD EX CH MINIMUM VOLATILITY - PF CREDIT SUISSE FUNDS AG	0	86.025	86.025
**D	CREDIT SUISSE FUNDS AG	0	28.627	28.627
**D	BALOISE FUND INVEST (CH)-AKTIEN WELT EX SCHWEIZ PASSIV CREDIT SUISSE FUNDS AG	0	6.081	6.081
**D	CSIF (CH) EQUITY EMU CREDIT SUISSE FUNDS AG	0	398.265	398.265
**D	AXA VORSORGE FONDS II - EQUITIES GLOBAL MARKETS PASSIVE CREDIT SUISSE FUNDS AG	0	233.907	233.907
**D	PROFOND UMBRELLA - AKTIEN AUSLAND MINIMUM VOLATILITY CREDIT SUISSE FUNDS AG	0	32.008	32.008

LISTA ESITO DELLE VOTAZIONE

Oggetto: Relazione sulla politica in materia di remunerazione e sui compensi corrisposti (I Sez.): politica in materia di remunerazione.
FAVOREVOLI

Badge	Ragione Sociale	Proprio	Delega	Totale
**D	CREDIT SUISSE INVESTMENT FUNDS 2 - CREDIT SUISSE (LUX) PORTFOLIO FUND GLOBAL BALANCED USD	0	20.000	20.000
**D	CSIF 4 - CREDIT SUISSE (LUX) GLOBAL HIGH INCOME FUND USD	0	20.000	20.000
**D	BERNISCHE PENSIONSKASSE	0	360.197	360.197
**D	EHP ADVANTAGE INTERNATIONAL ALTERNA FUND	0	2.000	2.000
**D	SCHWAB INTERNATIONAL INDEX FUND	0	1.130.070	1.130.070
**D	THE MASTER TRUST BANK OF JAPAN LTD	0	11.400	11.400
**D	JAPAN TRUSTEE SERVICES BANK LTD	0	18.265	18.265
**D	JAPAN TRUSTEE SERVICES BANK LTD	0	5.525	5.525
**D	FIDELITY FUNDS SICAV	0	178.807	178.807
**D	ME PICTET MULTI ASSET FUND	0	42.228	42.228
**D	JAPAN TRUSTEE SERVICES BANK LTD	0	36.061	36.061
**D	THE MASTER TRUST BANK OF JAPAN LTD	0	11.052	11.052
**D	THE MASTER TRUST BANK OF JAPAN LTD	0	41.709	41.709
**D	FIDELITY SAL ST FIDELITY GLOBAL EX US IN	0	653.184	653.184
**D	VANGUARD FUNDS PLC	0	1.930.729	1.930.729
**D	SCHWAB FUNDAMENTAL INTER LARGE COMP IN F	0	502.648	502.648
**D	FISHER INVESTMENTS ALL FOREIGN EQ COL FD	0	9.697	9.697
**D	FISHER INVESTMENTS FOREIGN EQUITY COL F	0	147.671	147.671
**D	SEI INSTITUT MANAGED TRUS MULTI AS ACC F	0	26.389	26.389
**D	VANGUARD INVESTMENT SERIES PLC	0	1.288.894	1.288.894
**D	VANGUARD INVESTMENT SERIES PLC	0	1.125.981	1.125.981
**D	VANGUARD INVESTMENT SERIES PLC	0	113.021	113.021
**D	VANGUARD INVESTMENT SERIES PLC	0	82.395	82.395
**D	VANGUARD INVESTMENT SERIES PLC	0	628.982	628.982
**D	FIDELITY SALEM STR T FID TOTAL INT IND F	0	435.837	435.837
**D	THE MASTER TRUST BANK OF JAPAN LTD	0	59.440	59.440
**D	THE MASTER TRUST BANK OF JAPAN LTD	0	4.927	4.927
**D	DEVELOPED INTERNATIONAL EQUITY SELECT ETF	0	3.651	3.651
**D	MONDRIAN INT EQ COLLECTIVE INV TRUST	0	632.665	632.665
**D	FID SAL STR TRU: FID SAI INT VAL IND FUN	0	938.562	938.562
**D	FIDELITY UCITS II ICAV	0	10.068	10.068
**D	VARIABLE INSURANCE PRODUCTS FUND II: INTERNATIONAL INDEX PORTFOLIO	0	14.978	14.978
**D	FIDELITY SALEM STREET TRUST: FIDELITY ZERO INTERNATIONAL INDEX FUND	0	163.980	163.980
**D	FIDELITY CONCORD STREET TRUST: FIDELITY SERIES INTERNATIONAL INDEX FUND	0	22.310	22.310
**D	SIX CIRCLES INTERNAT UNCONSTRAIN EQ FUND	0	1.201.942	1.201.942
**D	SIX CIRCLES MANAGED EQUITY POR	0	525.502	525.502
**D	THE MASTER TRUST BANK OF JAPAN LTD	0	58.290	58.290
**D	THE MASTER TRUST BANK OF JAPAN LTD	0	2.579	2.579
**D	LACM WORLD EQ DIVDN	0	4.589	4.589
**D	LACM WORLD EQ DEFE	0	871	871
**D	THE MASTER TRUST BANK OF JAPAN LTD	0	104	104
**D	EUROPEAN EQUITY FUND OF KOKUSAI TRUST INTERTRUST TRUSTEES	0	109.254	109.254
**D		0	18.379	18.379

84573/1962

84573/1943

LISTA ESITO DELLE VOTAZIONE

Oggetto: Relazione sulla politica in materia di remunerazione e sui compensi corrisposti (I Sez.): politica in materia di remunerazione.
FAVOREVOLI

Badge	Regione Sociale	Proprio	Delega	Totale
**D	FISHER INVEST ALL WORLD EQ COLLECTIVE FD	0	453.005	453.005
**D	GLOBAL X SCIENTIFIC BETA EUROPE ETF	0	577	577
**D	THE MASTER TRUST BANK OF JAPAN LTD	0	231.204	231.204
**D	FIRST TRUST RIVERFRONT DYNAMIC EUROPE ET	0	22.297	22.297
**D	FIRST TRUST RIVERFRONT DYN DEV INT ETF	0	74.089	74.089
**D	MONDRIAN ALL COUN WORLD EX US EQ CO IN T	0	533.654	533.654
**D	MONDRIAN INTERNATIONAL EQUITY FUND	0	994.657	994.657
**D	ZURICH INSURANCE COMPANY LTD	0	12.563	12.563
**D	ZURICH INVESTMENTS LIFE S.P.A.	0	450.789	450.789
**D	SAEV MASTERFONDS INKA	0	111.383	111.383
**D	HI MANPT FONDS	0	132.037	132.037
**D	SIVE	0	40.225	40.225
**D	HI PNWL DIVIDENDE PLUS FONDS	0	1.001.105	1.001.105
**D	HI-AXEL SPRINGER MASTER FONDS	0	19.518	19.518
**D	UNIVERSAL-OCO	0	67.950	67.950
**D	BI FINANZFONDS	0	22.315	22.315
**D	AXA EURO DIVIDEND D	0	6.400	6.400
**D	HI R MASTER FONDS	0	8.718	8.718
**D	HI RSNPT BAP FONDS	0	4.524	4.524
**D	HI BGMH AR MASTERFONDS	0	47.767	47.767
**D	BORDE-UI-FONDS	0	111.077	111.077
**D	ZURICH INSURANCE PLC	0	61.429	61.429
**D	ZURICH VIDA COMP DE SEGUROS Y REASEG SA	0	13.982	13.982
**D	FONDAZIONE ROMA SIF	0	11.757	11.757
**D	JANUS HEND INSTIT EUROP INDEX ORP FUND	0	20.805	20.805
**D	AMERICAN HEART ASSOCIATION INC	0	8.462	8.462
**D	CARILION CLARIVEST INTERNATIONAL STOCK F	0	4.982	4.982
**D	GUIDEMARK WORLD EX - US FUND	0	26.279	26.279
**D	VIDENT INTERNATIONAL EQUITY FUND	0	94.557	94.557
**D	PACIFIC GLOBAL INTERNATIONALEQUITY INCOM	0	9.177	9.177
**D	BPTCJ DPF REVEH CITIBK RH FD SERV JERSEY	0	2.091	2.091
**D	STANDARD LIFE WEALTH INTERNATIONAL LTD	0	1.500	1.500
**D	BFCB DPF ECCLESTON G	0	36.203	36.203
**D	EMAM (INTERNATIONAL) LIMITED	0	15.200	15.200
**D	BROOKS MACDONALD ASSET MANAGEMENT	0	2.308	2.308
**D	ENHANCED INDEX INTERNATIONAL SHARE FUND	0	239.334	239.334
**D	AUSTRALIAN CATHOLIC SUPERAN RETIREM FUND	0	36.420	36.420
**D	AMP CAP UNHEGDED GL SHS MULTI MAN FUND	0	43.129	43.129
**D	AMP INTERNATIONAL EQUITY INDEX FUND HEDG	0	299.268	299.268
**D	IPAC SPEC INV STR INT SHARESTRATEGY NO 1	0	6.853	6.853
**D	UNISUPER	0	22.135	22.135
**D	AMP CAPITAL GLOBAL QUALITY FUND	0	30.020	30.020
**D	WHOLESALE UNIT TRU MSCI GLOB IND SHAR FU	0	13.910	13.910

LISTA ESITO DELLE VOTAZIONE

Oggetto: Relazione sulla politica in materia di remunerazione e sui compensi corrisposti (I Sez.): politica in materia di remunerazione.
FAVOREVOLI

Badge	Regione Sociale	Proprio	Delega	Totale
**D	STRATEGIC INTERNATIONAL EQUITY FUND	0	80.979	80.979
**D	WHOLESALE INTERNATIONAL CORE EQUITIES	0	14.343	14.343
**D	MERCER UNHEDGED OVERSEAS SHARES TRUST	0	11.448	11.448
**D	BNZ WHOLESALE INTERN EQUITIES INDEX FUND	0	32.824	32.824
**D	LEMBAGA TABUNG AMANAH PEKERJA	0	31.622	31.622
**D	BDF-FONDS E ACT. EUROP.	0	48.718	48.718
**D	FCPE BDF FONDS S SOLIDAIRE	0	10.244	10.244
**D	CALCIUM QUANT	0	82.594	82.594
**D	SODIUM 1	0	235.514	235.514
**D	GINJER ACTIFS 360	0	644.800	644.800
**D	ARABELLE INVESTISSEMENTS	0	4.600	4.600
**D	AXA INDICE EURO	0	188.200	188.200
**D	AXA OR E MATIERES PREMIERES	0	102.335	102.335
**D	AXA AA DIVERSIFIE INDICIEL 1	0	213.400	213.400
**D	FCP FCE INVEST EURO	0	602.729	602.729
**D	FCP FRANCE INVEST. INTER	0	195.358	195.358
**D	ROSENBERG EUROBLOCK	0	126.164	126.164
**D	CARDIF ASSURANCE VIE	0	346	346
**D	ROTHSCHILD AND CO ASSET MANAGEMENT EUROPE	0	26.500	26.500
**D	FCP SAKKARAH 6	0	56.200	56.200
**D	STICHT BEDRIJFST FONDS VOOR DE MEDIA PNO	0	208.531	208.531
**D	STICHTING AHOUD DELHAIZE PENSIOEN	0	207.557	207.557
**D	FRANCE INVESTISSEMENT CAPITALISATIONS MOYENNES	0	299.966	299.966
**D	FCP FPI ESG	0	23.522	23.522
**D	FCP FPE ESG	0	420.830	420.830
**D	FONDS DE RESERVE POUR LES	0	83.308	83.308
**D	JANUS HENDERSON ADAPTIVE GLOBAL ALLOCATI	0	1.937	1.937
**D	WORLD TRADE ORGANIZATION PENSION PLAN	0	22.445	22.445
**D	PICTET CH INSTITUTIONAL - EUROPEAN	0	179.690	179.690
**D	PICTET CH-GLOBAL EQUITIES	0	25.006	25.006
**D	SWISS LIFE LUXEMBOURG SA	0	147.377	147.377
**D	RAFFEISEN INDEX FONDS EURO STOXX 50	0	47.574	47.574
**D	TURICUM AKTIEN UND IMMOBILIENWERTSCHRIFT	0	159.768	159.768
**D	PICTET-EUROLAND INDEX	0	136.390	136.390
**D	PICTET-EUROPE INDEX	0	458.139	458.139
**D	FOREIGN STOCK-INDEX MOTHER FUND ONAL DEVELOPED COUNTRIES INDEX MOTHER FUNDD	0	81.300	81.300
**D	NOMURA TRUST BANKING TRUSTEE MIKRO GLOBA	0	148.077	148.077
**D	SHINKO GLOBAL EQUITY INDEX MOTHER FUND	0	1.163	1.163
**D	KAPAN PENSIONER FORSAKINGSFORENING	0	146.533	146.533
**D	INVESTERINGSFORENINGEN PFA INVEST	0	48.027	48.027
**D	INVESTERINGSFORENINGEN BANKINVEST EUROPA SMALL CAP AKTIER KL	0	133.492	133.492
**D	GLØBALE AKSJER AS	0	437	437
**D	GLØBALE ESG AS	0	47.947	47.947

84573/1964

84573/1945

LISTA ESITO DELLE VOTAZIONE

Objetto: Relazione sulla politica in materia di remunerazione e sui compensi corrisposti (1 Sez.): politica in materia di remunerazione. FAVOREVOLI

Badge	Regione Sociale	Proprio	Delega	Totale
**D	VERDIPAPIRFONDET EQUINOR AKSJER EUROPA	0	27.000	27.000
**D	EUROBEN LIFE PENSION DAC	0	7.283	7.283
**D	EQUINOR INSURANCE A S	0	30.500	30.500
**D	EQUINOR PENSJON	0	155.000	155.000
**D	INT.: VERDIPAPIRFONDET STOREBRAND GLOBAL ESG GAR: JP MORGAN LUXC/OBPPS	0	8.770	8.770
**D	VERDIPAPIRFONDET STOREBRAND INDEKS-NORGE	0	14.017	14.017
**D	INT.: VERDIPAPIRFONDET STOREBRAND GLOBAL ESG GAR: JP MORGAN LUXC/OBPPS	0	53.361	53.361
**D	INT.: VERDIPAPIRFONDET STOREBRAND GLOBAL ESG GAR: JP MORGAN LUXC/OBPPS	0	412.879	412.879
**D	VERDIPAPIRFONDET STOREBRAND GLOBAL ESG P	0	63.314	63.314
**D	MOMENTUM INVESTMENT FUNDS SICAV-SIF	0	80.560	80.560
**D	ROBECO UMBRELLA FUND I N.V.	0	123.779	123.779
**D	FUNDRACO CALOUSTE GULBENKIAM	0	708	708
**D	MOMENTUM GLOBAL FUNDS	0	19.645	19.645
**D	INVESTERINGSFORENINGEN PFA INVEST	0	4.068	4.068
**D	BLACKROCK INSTITUTIONAL POOLED FUNDS PLC	0	347.978	347.978
**D	PENSIONSKASSE SBB	0	99.489	99.489
**D	NFS LIMITED TRAFALGAR COURT ADMIRAL PARK ST. PETER PORT	0	28.635	28.635
**D	BRITISH COAL STAFF SUPERANNUATION SCHEME	0	130.570	130.570
**D	H.E.S.T. AUSTRALIA LIMITED	0	96.578	96.578
**D	LGIA SUPER TRUSTEE AS TRUSTEE FOR LGIA	0	66.416	66.416
**D	VANGUARD INTERNATIONAL SHARE INDEX FUND	0	67.901	67.901
**D	MINE SUPERANNUATION FUND	0	78.445	78.445
**D	AUSTRALIANSUPER	0	5.094	5.094
**D	VANGUARD INTERNATIONAL SHARE INDEX FUND	0	759.899	759.899
**D	CONSTRUCTION AND BUILDING UNIONS SUPER F	0	199.785	199.785
**D	VANGUARD GLOBAL VALUE EQUITY FUND	0	327	327
**D	TEACHERS' RETIREMENT SYSTEM OF THE CITY OF NEW YORK	0	140.059	140.059
**D	SAS TRUSTEE CORPORATION POOLED FUND	0	6.311	6.311
**D	SAS TRUSTEE CORPORATION POOLED FUND	0	110.962	110.962
**D	UBS ASSET MANAGEMENT LIFE LTD	0	1.641.458	1.641.458
**D	MANAGEMENT BOARD PUBLIC SERVICE PENSION	0	8.455	8.455
**D	MANAGEMENT BOARD PUBLIC SERVICE PENSION	0	14.388	14.388
**D	CONNECTICUT GENERAL LIFE INSURANCE COMPANY	0	31.127	31.127
**D	CONNECTICUT GENERAL LIFE INSURANCE COMPANY	0	30.800	30.800
**D	LUCRE PTY LTD FOR THE LABOUR UNION CO-OPERATIVE RETIREMENT FUND	0	46.691	46.691
**D	BANCO CENTRAL DE TIMOR-LESTE (BCTL)	0	596.415	596.415
**D	ROCKEFELLER & CO., INC	0	17.000	17.000
**D	CTIVP DFA INTERNATIONAL VALUE FUND	0	194.821	194.821
**D	PFA PENSION FORSIKRINGSKTIETSELSKAB	0	15.780	15.780
**D	JPMORGAN CHASE BANK - PB - UNITED STATES INDIVIDUALS	0	3.921	3.921
**D	JPMORGAN CHASE BANK - PB - UNITED STATES TRUSTS	0	5.179	5.179
**D	JPMORGAN CHASE BANK - PB - UNITED STATES PARTNERSHIP	0	1.970	1.970
**D	BRUNEL SHELL RETIREMENT BENEFIT FUND	0	3.314	3.314

LISTA ESITO DELLE VOTAZIONE

Oggetto: Relazione sulla politica in materia di remunerazione e sui compensi corrisposti (1 Sez.): politica in materia di remunerazione.
FAVOREVOLI

Badge	Ragione Sociale	Proprio	Delega	Totale
**D	TELSTRA SUPERANNUATION SCHEME	0	16.310	16.310
**D	FRANKLIN INTERNATIONAL CORE EQUITY FUND	0	254.968	254.968
**D	TEMPLETON INTERNATIONAL STOCK TRUST	0	102.515	102.515
**D	JEFFREY LLC	0	9.875	9.875
**D	ANZ WHOLESALE INTERN. SHARE NO. 1 FUND	0	8.459	8.459
**D	TCORP/M INTERNATIONAL SHARE (UNHEDED) F	0	149.401	149.401
**D	ISHARES WHOLESale SCREENED INT EQ ING F	0	16.039	16.039
**D	ISHARES EDGE MSCI WORLD MINIMUM VOLAT ET	0	3.074	3.074
**D	IEM PERSONAL PENSION PLAN TRUST	0	37.127	37.127
**D	ONEPATH LOW VOLATILITY GLOBAL EQ IN POOL	0	23.367	23.367
**D	ONEPATH GLOB SHARES LARGE CAP UNHED IN P	0	208.266	208.266
**D	ACCIDENT COMPENSATION CORPORATION	0	60.243	60.243
**D	SUPER FUNDS MANAG CORP SOUTH AUSTRALIA	0	24.816	24.816
**D	TEMPLETON GLOBAL GROWTH FUND LIMITED	0	198.556	198.556
**D	TEMPLETON INTERNATIONAL EQUITY TRUST	0	144.877	144.877
**D	TEMPLETON GLOBAL TRUST FUND	0	36.210	36.210
**D	JP MORGAN CHASE RETIREMENT PLAN	0	132.028	132.028
**D	MEBJ DAIDO LIFE FOREIGN EQUITY MOTHER FD	0	3.510	3.510
**D	ISHARES WHOLESale INTERN EQ INDEX FUND	0	176.150	176.150
**D	SUPERANNUATION FUNDS MANAGEMENT CORP	0	4.384	4.384
**D	SUPERANNUATION FUNDS MANAGEMENT CORPORAT	0	17.095	17.095
**D	BT WHOLESale MULTI MANAG INTL SHARE FUND	0	63.376	63.376
**D	WSSP INTERNATIONAL EQUITIES TRUST	0	248.441	248.441
**D	KOOKMIN BANK ACTING AS TRUSTEE OF KIM PRIVATE NOBLE CLASS GLOBAL EQUITY MASTER INVESTMENT TRUST	0	7.146	7.146
**D	QANTAS SUPERANN. LTD AFF QANTAS SUP.PLAN	0	17.554	17.554
**D	THE BOEING COMPANY EMPLOYEE RETIREMENT P	0	159.810	159.810
**D	ISHARES ALLCOUNTRY EQUITY INDEX FUND	0	10.128	10.128
**D	BAPTIST HEALTH SOUTH FLORIDA INC	0	326.228	326.228
**D	BLACKROCK FISSION INDEXED INTL EQUITY FD	0	19.595	19.595
**D	ADVANCE INTERNATIONAL SHARE INDEX FUND	0	214.269	214.269
**D	UBS FTSE RAFI DEVELOPED 1000 INDEX FUND	0	34.423	34.423
**D	UBS MSCI WORLD MINIMUM VOLATILITY IND FD	0	5.807	5.807
**D	RETIREMENT INCOME PLAN OF SAUDI ARABIAN OIL COMPANY	0	3.023	3.023
**D	NVIT INTERNATIONAL INDEX FUND	0	352.827	352.827
**D	FRANKLIN TEMPLETON VARLAB. INSURANCE	0	535.991	535.991
**D	SOUTHERN COMPANY SYSTEM MASTER RETIREMEN	0	654.283	654.283
**D	T. ROWE PRICE INT.F. INC. T.R.P. INT.VAL.EQ	0	6.031.446	6.031.446
**D	EQ ADVISORS TRUST-AXA INTL.VALUE MANAGED	0	217.833	217.833
**D	MINISTRY OF ECONOMY AND FINANCE	0	3.191	3.191
**D	MINISTRY OF ECONOMY AND FINANCE	0	244.640	244.640
**D	T ROWE PRICE INTERNATIONAL EQUITY INDEX	0	179.545	179.545
**D	FLEXSHAR.MORN.DEV.MARK.EX-US FAC.TILT IN	0	95.703	95.703
**D	SBC MASTER PENSION TRUST	0	430.345	430.345

84573/1946

84573 1967

LISTA ESITO DELLE VOTAZIONE

Oggetto: Relazione sulla politica in materia di remunerazione e sui compensi corrisposti (I Sez.): politica in materia di remunerazione. FAVOREVOLI

Badge	Regione Sociale	Proprio	Delega	Totale
**D	EQ ADV. TRUST AXA INFL.CORE MANAGED VOLA	0	127.819	127.819
**D	SBC MASTER PENSION TRUST 208	0	60.755	60.755
**D	T ROME CONCENTRATED INTERNAT EQUITY FUND	0	401.415	401.415
**D	FLEXSHARES MORNINGSTAR GLOBAL UPSTREAM N	0	479.482	479.482
**D	EQ ADVISORS TRUST EQ-GLOBAL EQUITY MANAG	0	100.968	100.968
**D	EQ ADVISORS TRUST - EQ/INTERNATIONAL MAN	0	360.602	360.602
**D	EQ ADVISORS TRUST - ATM INTERNATIONAL MA	0	260.316	260.316
**D	JNL/MELLON CAPITAL INTRNL INDEX FUND	0	292.064	292.064
**D	FLEXSHARES INTERNATIONAL QUALITY DIVIDEND DEFENSIVE INDEX FUND	0	4.448	4.448
**D	SBC MASTER PENSION TRUST	0	97.666	97.666
**D	T. ROME PRICE INTERNATIONAL CONCENTRATED	0	488.973	488.973
**D	T ROME PRICE GLOBAL ALLOCATION FUND INC	0	57.503	57.503
**D	FLEXSHARES STOXX GLOBAL ESG IMPACT INDEX	0	358	358
**D	GOLDMAN SACHS TRUST - GOLDMAN SACHS ABSOLUTE RETURN TRACKER FUND	0	1.300	1.300
**D	GOLDMAN SACHS INTER EQUITY INSIGHTS FUND	0	258.081	258.081
**D	GOLDMAN SACHS VARIABLE INS TRUST - G SACHS STRATEGIC INTER EQUITY FUND	0	13.476	13.476
**D	PUBLIC EMPLOYEES RETIREMENT SYSTEM OF OHIO	0	1.137.493	1.137.493
**D	MTB GOVERNMENT PENSION INVESTMENT FUND 4	0	9.331.437	9.331.437
**D	THE MASTER TRUST BANK OF JAPAN LTD	0	2.986.129	2.986.129
**D	NATIONAL FARMERS UNION MUTUAL INSURANCE	0	111.801	111.801
**D	JOHN LEWIS PARTNERSHIP TRUST FOR PENSION	0	78.043	78.043
**D	THE BARCLAYS BANK UK RETIREMENT FUND	0	39.735	39.735
**D	THE MASTER TRUST BANK OF JAPAN, LTD. AS TRUSTEE FOR MUTB400045792	0	1.521.723	1.521.723
**D	VANGUARD FID COMPANY EUROPEAN STOCK INDEX	0	119.089	119.089
**D	VANGUARD TOTAL INTERNATIONAL STOCK INDEX	0	43.551.836	43.551.836
**D	MTB FOR GOVERNMENT PENSION FD45828	0	236.011	236.011
**D	THE MASTER TRUST BANK OF JAPAN LTD	0	4.989.801	4.989.801
**D	STATE OF CALI SAV PLUS PROG MASTER TRUST	0	178.237	178.237
**D	INTERNATIONALE KAPITALSANLAGEGESELLSCHAFT	0	25.000	25.000
**D	SUEBIA FONDS	0	145.317	145.317
**D	OB 2	0	84.803	84.803
**D	EPS	0	54.024	54.024
**D	BMW AG	0	56.579	56.579
**D	NATIONAL PENSION INSURANCE FUND	0	4.291	4.291
**D	NATIONWIDE INTERNATIONAL INDEX FUND	0	228.836	228.836
**D	T ROME PRICE EUROPEAN STOCK FUND	0	1.261.122	1.261.122
**D	TEMPLETON INSTIT.FUNDS-INFL.EQUITY SERIE	0	753.707	753.707
**D	NVIT GS INTERNATIONAL EQUITY INSIGHTS FU	0	161.558	161.558
**D	EQ ADVISORS TR EQ TEMPLE GLOB EQ M VC P	0	23.572	23.572
**D	FLEXSHARES INTERNATIONAL QUALITY DIVIDEND DYNAMIC INDEX FUND	0	64.881	64.881
**D	NVIT MULTI-MANAGER INTERNATIONAL VALUE F	0	12.093	12.093
**D	EQ ADVISORS TRUST - 1290 VT SMARTBETA EQ	0	2.100	2.100
**D	VANTAGE TRUST III MAST COLLECT INVE FU TR	0	166.399	166.399

LISTA ESITO DELLE VOTAZIONE

Oggetto: Relazione sulla politica in materia di remunerazione e sui compensi corrisposti (I Sez.): politica in materia di remunerazione. FAVOREVOLI

Badge	Ragione Sociale	Proprio	Delega	Totale
**D	BBP INKA	0	25.134	25.134
**D	THE NATIONAL FARMERS UNION MUTUAL INS LINK PEN	0	24.418	24.418
**D	THE MASTER TRUST BANK OF JAPAN LTD	0	88.533	88.533
**D	THE MASTER TRUST BANK OF JAPAN LTD	0	192.790	192.790
**D	BUREAU OF LABOR FUNDS - LABOR RETIREMENT FUND	0	4.290	4.290
**D	NEW YORK STATE COMMON RETIREMENT FUND	0	63.300	63.300
**D	STATE OF WYOMING	0	125.801	125.801
**D	MINERWORKERS PENSION SCHEME	0	568.998	568.998
**D	FIDELITY INV.FUNDS-FIDELITY INDEX WORLD	0	117.051	117.051
**D	FIDELITY INV. FIDELITY INDEX EUROPE EX U	0	159.340	159.340
**D	T.ROME PRICE FUNDS OEIC - CONTINENTAL EU	0	4.604	4.604
**D	THE MASTER TRUST BANK OF JAPAN LTD	0	17.506	17.506
**D	BLACKROCK INTERNATIONAL INDEX V.I.FUND OF BLACKROCK VARIABLE SERIES FUNDS INC.	0	32.371	32.371
**D	BLACKROCK MANAG.VOL.V.I. F.Of BLACK.VAR.	0	5.598	5.598
**D	BLACKROCK TACTICAL OPP FD OF BLACK FDS	0	24.865	24.865
**D	THE MASTER TRUST BANK OF JAPAN LTD	0	212.349	212.349
**D	THE MASTER TRUST BANK OF JAPAN LTD	0	1.126.158	1.126.158
**D	BLACKROCK INSTITUTIONAL TRUST COMPA	0	4.774.289	4.774.289
**D	BLACKR INS T COMP NA INV F FOR EMP BEN F	0	16.872.411	16.872.411
**D	BLACKROCK MSCI EAFE EQUITY INDEX NON-LENDABLE FUND	0	618.506	618.506
**D	TRUST AND CUSTODY SERVICES BANK LIMITED	0	211.633	211.633
**D	TRUST AND CUSTODY SERVICES BANK, LTD. AS TRUSTEE FOR MRYB AS TRUSTEE FOR MAM INTERNATIONAL EQUITY INDEX MOTHER FUND	0		
	18.956	18.956		
**D	VANGUARD INTERNATIONAL VALUE FUND 1	0	5.778.704	5.778.704
**D	VFTC INST TOTAL INT STOCK MARKET IND TRU	0	1.175.052	1.175.052
**D	EUROPE EX-UK ALPHA TILTS ESG SCREEN	0	4.360	4.360
**D	EUROPE EQUITY INDEX ESG SCREENED FU	0	163.302	163.302
**D	MSCI EUROPE EQUITY INDEX FUND B (EU	0	2.108.103	2.108.103
**D	MSCI EUROPE EQUITY ESG SCREENED INDEX FUND B	0	2.933	2.933
**D	MSCI WORLD EQUITY ESG SCREENED INDE	0	510.819	510.819
**D	MSCI WORLD MINIMUM VOLATILITY ESG SCREEN	0	5.668	5.668
**D	TFL PENSION FUND	0	37.442	37.442
**D	BLACKROCK MSCI EMU IMI INDEX FD B (SMUIM	0	2.014	2.014
**D	MSCI ACWI EX-U.S. IMI INDEX FUND B2	0	171.036	171.036
**D	THRIFT SAVINGS PLAN	0	8.892.943	8.892.943
**D	BLACKROCK CDN WORLD INDEX FUND	0	131.838	131.838
**D	BLACKROCK CDN MSCI EAFE INDEX PLUS FUND	0	19.162	19.162
**D	BLACKROCK CDN-MSCI EAFE EQUITY INDEX FUN	0	1.125.712	1.125.712
**D	CDN/MSCI WORLD EX-CANADA MIN VOLA IND FD	0	51.195	51.195
**D	STICHLING PENSIONFONDS VOOR HUISARTSEN	0	70.350	70.350
**D	T.ROME PRICE RETIREMENT HYBRID TRUST	0	478.377	478.377
**D	T.ROME PRICE INTERNATIONAL VALUE EQUITY	0	3.717.470	3.717.470
**D	COLUMBIA CAPITAL ALLOCAT MODER CONSER FO	0	3.158	3.158

84573/1968

LISTA ESITO DELLE VOTAZIONE

Objetto: Relazione sulla politica in materia di remunerazione e sui compensi corrisposti (I Sez.): politica in materia di remunerazione. FAVOREVOLI

Badge	Regione Sociale	Proprio	Delega	Totale
**D	COLUMBIA CAPITAL ALLOCATION MODER ACQ P	0	2.379	2.379
**D	COLUMBIA CAPITAL ALLOCATION MODERATE FOR	0	3.412	3.412
**D	COLUMBIA CAPITAL ALLOCATION CONSERVAT FO	0	2.064	2.064
**D	COLUMBIA CAPITAL ALLOCATION AGGRESSIVE P	0	2.818	2.818
**D	KATHERINE C. MOORE CHARITABLE LEAD ANNUITY TRUST II	0	337	337
**D	STATE OF NEW MEXICO STATE INVEST COUNCIL	0	408.870	408.870
**D	NEW YORK LIFE INSURANCE AND ANNUITY CO	0	7.265	7.265
**D	MULTI-MANAGER DIRECTIONAL ALTERNATIVE STRATEGIES FUND	0	5.345	5.345
**D	EQ ADVISORS TRUST - EQ/WELLINGTON E	0	8.101	8.101
**D	MULTI-MANAGER INTERNATIONAL EQUITY STRATEGIES FUND	0	310.593	310.593
**D	JNL FRANKLIN TEMPLETON GRO ALLOCATION FU	0	49.672	49.672
**D	PROVEDA GLOBAL EQUITY, LP	0	1.610	1.610
**D	RETIREMENT PLAN FOR EMPLOYEES OF AETNA INC	0	61.738	61.738
**D	THE KATHERINE MOORE REVOCABLE TRUST	0	12.723	12.723
**D	JAB CONSOLIDATED LTD	0	1.265	1.265
**D	FM KIRBY DTD TRUST 1/3/75 FBO JEFFERSON W KIRBY	0	1.035	1.035
**D	FM KIRBY TRUST DTD 1/3/75 FBO S DILLARD KIRBY	0	3.532	3.532
**D	GLG INVESTMENTS UMBRELLA QIF PLC SUB FUND ELS QIF MASTER	0	236	236
**D	GLG MULTI-STRATEGY FUND	0	24	24
**D	GLG EUROPEAN LONG-SHORT FUND LTD	0	83	83
**D	MAN GLG TOPAZ LIMITED C/O MAPLES CORPORATE SERVICES LIMITED	0	128	128
**D	JAPAN TRUSTEE SERVICES BANK LTD	0	90.905	90.905
**D	FIDELITY PURITAN FF LOW PRICE STOCK FUND	0	4.795.060	4.795.060
**D	JAPAN TRUSTEE SERVICES BANK LTD	0	3.846	3.846
**D	NEUBERGER BERMAN INVESTM FUNDS PLC	0	1.971	1.971
**D	JPMORGAN EFTS (IRELAND) ICNV	0	2.064	2.064
**D	FIDELITY GROUP TRUST FOR EMPLOYEE BEN PL	0	743.952	743.952
**D	SCHRODER INTERNAT MULTI-CAP EQUITY TRUST	0	710.803	710.803
**D	THE MASTER TRUST BANK OF JAPAN LTD	0	51.414	51.414
**D	ANIMA SGR SPA - ANIMA VISCONTEC PLUS	0	213.016	213.016
**D	ANIMA SGR SPA	0	109.498	109.498
**D	ANIMA SGR SPA ANIMA CRESCITA ITALIA	0	539.468	539.468
**D	ANIMA ITALIA ANIMA SGR	0	1.898.034	1.898.034
**D	ANIMA VISCONTEC ANIMA SGR SPA	0	1.147.277	1.147.277
**D	ANIMA SPORZESCO ANIMA SGR SPA	0	559.209	559.209
**D	ANIMA SGR SPA - GESTIELLE PRO ITALIA	0	35.000	35.000
**D	ALETTI GES ABS RE	0	72.284	72.284
**D	ALETTI GES C MT IV	0	8.714	8.714
**D	ALETTI GES C MF V	0	142.217	142.217
**D	WHOLESALE UNIT TRUST GLOBAL SHS FUND 5	0	17.706	17.706
**D	MERCER UNHEDGED OVERSEAS SHARES TRUST	0	34.208	34.208
**D	FD INTERNATIONAL SHARE FUND 1	0	43.699	43.699
**D	AMP CAPITAL SPEC INTERN SHARE FUND	0	22.058	22.058

LISTA ESITO DELLE VOTAZIONE

Oggetto: Relazione sulla politica in materia di remunerazione e sui compensi corrisposti (I Sez.): politica in materia di remunerazione.
FAVOREVOLI

Badge	Regione Sociale	Proprio	Delega	Totale
**D	ACTIAM RESPONSIBLE INDEX FUND EQUITY EUR	0	525.437	525.437
**D	CM EUROPE ACTIONS	0	31.235	31.235
**D	FCP GAILLON NATURAL RESOURCES	0	20.000	20.000
**D	FCP CM-CIC EURO ACTIONS	0	147.594	147.594
**D	FCP CM FRANCE ACTIONS	0	958.746	958.746
**D	FCP UNION FRANCE	0	138.274	138.274
**D	FCP UNION EUROPE	0	330.657	330.657
**D	FCP UNI 1	0	16.608	16.608
**D	VALORATIONS	0	28.000	28.000
**D	FCP SAINT ARBOGAST	0	1.611	1.611
**D	FCPE ACCOR DIVERSIFIE	0	3.245	3.245
**D	FCP SCORE SIGMA	0	3.810	3.810
**D	FCP SCORE SAXE	0	1.879	1.879
**D	FCP SCORE 620	0	692	692
**D	FCP TROUVU	0	217	217
**D	FCPE LAGARDERE PUBLICITE AUDIO	0	156	156
**D	OTIS EP DIVERSIFIE	0	6.257	6.257
**D	FCP ES GESTION EQUILIBRE	0	95.257	95.257
**D	FCP ES DYNAMIQUE	0	58.791	58.791
**D	FCP SCORE 2012	0	1.129	1.129
**D	ADREA DIVERSIFIE FRANCHE COMTE	0	1.054	1.054
**D	FCP MARIE	0	2.467	2.467
**D	FCP SCORE M A R S	0	83	83
**D	FCP ARPEGS ACTIONS	0	4.178	4.178
**D	FCP EPTA	0	3.317	3.317
**D	FCP FAMILLE FERRAND	0	949	949
**D	FCP PYRENEES GLOBAL	0	4.696	4.696
**D	FCP ASSOC GROUPE SAINT SAUVEUR	0	1.782	1.782
**D	FCPE GROUPE SAMSE	0	8.008	8.008
**D	FAMEM F	0	1.091	1.091
**D	FCP CONGREGATION DES SOEURS DE LA CROIX	0	373	373
**D	FCPE CONVERGENCE ACTIONS EUROPE	0	200	200
**D	FCPE FONCIL	0	9.265	9.265
**D	FCP OFFENSIF AIR LIQUIDE EXPANS	0	8.843	8.843
**D	RP FAMILY	0	764	764
**D	FCP PRIEURE MARQUET	0	1.697	1.697
**D	FCP TEM-DIVERSIFICATION	0	643	643
**D	FCP C.A.R.A. 68	0	716	716
**D	F F M 26	0	1.469	1.469
**D	FCP SEQUOIA	0	2.000	2.000
**D	FCPE AI DIVERSIFIE	0	1.610	1.610
**D	FCRE FCP OCC	0	7.632	7.632
**D	FCP DOSKONIEV	0	700	700

84573/1950

84573/1954

LISTA ESITO DELLE VOTAZIONE

Oggetto: Relazione sulla politica in materia di remunerazione e sul compensi corrisposti (I Sez.): politica in materia di remunerazione.
FAVOREVOLI

Badge	Ragione Sociale	Proprio	Delega	Totale
**D	FCP SACRE COEUR	0	2.000	2.000
**D	DIVINE PROVIDENCE JMM	0	1.000	1.000
**D	FCP TWN 2018	0	1.000	1.000
**D	FCP SCORE ACTIONS	0	1.000	1.000
**D	STOCKS FINANCES	0	1.500	1.500
**D	1504 FCP TRALES AVIONICS	0	2.412	2.412
**D	STABULI 80 20 CREDIT MUTUEL FCPE	0	8.000	8.000
**D	STABULI 50 50 CREDIT MUTUEL FCPE	0	5.000	5.000
**D	FCP SCORE THANNY	0	606	606
**D	FCP SCORE SAINT JOSEPH	0	575	575
**D	FCP SCORE PILLAUD	0	849	849
**D	FCP SCORE ORMESSON	0	2.320	2.320
**D	FCP SCORE M O	0	643	643
**D	FCP SCORE GALIEN	0	2.831	2.831
**D	FCP SCORE AUMEX	0	1.776	1.776
**D	FCP SCORE AD BESANCON	0	1.992	1.992
**D	FCP PIPE LINE SUD EUROPEEN	0	1.384	1.384
**D	FCP PATRIMOINE PLACEMENT 5	0	1.036	1.036
**D	FCP PATRIMOINE PLACEMENT 3	0	2.174	2.174
**D	FCP PATRIMOINE PLACEMENT 2	0	653	653
**D	LEXMARK DYNAMIQUE	0	2.371	2.371
**D	FCP GUTENBERG	0	2.377	2.377
**D	FCP GROUPE FORD FRANCE	0	2.119	2.119
**D	FCP GESTION PLACEMENT 1	0	743	743
**D	1515 FCP GERARD PERRIER	0	1.629	1.629
**D	1448 FCPE GE FACTOFRANCE	0	1.828	1.828
**D	FREESCALE DIVERSIFIE	0	6.763	6.763
**D	1584 FCP FERTILSODEBO	0	2.751	2.751
**D	FCP EUROP ASSISTANCE DIVERSIFIE	0	875	875
**D	FCP ESSO DIVERSIFIE	0	40.000	40.000
**D	FCP CRYOSTAR FRANCE	0	267	267
**D	FCP CH RIVER LABORATOIRES FRANCE	0	1.694	1.694
**D	FCP CAPSUGEL	0	3.875	3.875
**D	FCP PROVENCE DIVERSIFIE	0	230	230
**D	1262 FCP BEHR FRANCE	0	58	58
**D	FCPE AREVA ACTIONS	0	17.982	17.982
**D	ACM ACTIONS PLUS	0	1.235	1.235
**D	ACM ACTIONS	0	1.682	1.682
**D	KUWAIT FUND FOR ARAB ECONOMIC DEVELOPME	0	1.210	1.210
**D	SCHRODER GLOBAL ENHANCED INDEX FUND	0	156.459	156.459
**D	AXA EQUITABLE LIFE INSURANCE CO	0	40.932	40.932
**D	SCHRODER GLOBAL ACTIVE VALUE FUND	0	28.148	28.148
**D		0	32.131	32.131

LISTA ESITO DELLE VOTAZIONE

Oggetto: Relazione sulla politica in materia di remunerazione e sui compensi corrisposti (1 Sez.): politica in materia di remunerazione.
FAVOREVOLI

Badge	Ragione Sociale	Proprio	Delega	Totale
**D	SCHRODER GLOBAL RECOVERY FUND	0	907.079	907.079
**D	SCHRODER PENSION MANAGEMENT LTD	0	35.146	35.146
**D	EQ ADVISORS TRUST - EQ/AB DYNAMIC MODERA	0	102.922	102.922
**D	MFS GLOBAL TOTAL RETURN FUND	0	509.461	509.461
**D	EQ ADV TRUST EQ/INT. EQ. INDEX PORTFOLIO	0	550.559	550.559
**D	EQ ADVISORS TRUST - EQ/WELLINGTON E	0	21.574	21.574
**D	MFS GLOBAL ALTERNATIVE STRATEGY FUND	0	5.664	5.664
**D	MFS INSTITUTIONAL INTERNATIONAL EQUITY F	0	6.116.128	6.116.128
**D	MFS DIVERSIFIED INCOME FUND	0	329.572	329.572
**D	JPM FUND ICVC-JPM MULTI-ASSET INCOME FD	0	13.339	13.339
**D	SCHRODER MOORGATE I FUND	0	123.014	123.014
**D	SCHRODER DIVERSIFIED GROWTH FUND	0	36.288	36.288
**D	EQ-ADVISORS TRUST-AXA/AB DYNAMIC GROWTH	0	23.287	23.287
**D	BUREAU OF LABOR FUNDS- LABOR PENSION FUND	0	1.138	1.138
**D	BUREAU OF LABOR FUNDS- LABOR PENSION FUND	0	377	377
**D	BUREAU OF LABOR FUNDS- LABOR PENSION FUND	0	207	207
**D	BUREAU OF LABOR FUNDS- LABOR PENSION FUND	0	13.032	13.032
**D	BUREAU OF LABOR FUNDS- LABOR PENSION FUND	0	8.212	8.212
**D	BUREAU OF LABOR FUNDS- LABOR PENSION FUND	0	34.717	34.717
**D	MISSOURI EDUCATION PENSION TRUST	0	562.164	562.164
**D	SCHRODER ADVANCED BETA GLOBAL EQUITY SMA	0	9.130	9.130
**D	SCHRODER INCOME FUND	0	3.250.416	3.250.416
**D	SCHRODER INCOME MAXIMSER	0	1.780.611	1.780.611
**D	SCHRODER RESPONSIBLE VALUE UK EQUITY FUN	0	160.731	160.731
**D	SCHRODER QEP GLOBAL ACTIVE VALUE FUND	0	247.673	247.673
**D	SCHRODER EUROPEAN RECOVERY FUND	0	804.874	804.874
**D	SCHRODER GLOBAL EQUITY INCOME FUND	0	1.129.384	1.129.384
**D	SCHRODER QEP GLOBAL CORE FUND	0	221.322	221.322
**D	TRUST AND CUSTODY SERVICES BANK LTD AS TRUSTEE FOR FEDERATION OF NATIONAL PUBLIC SERVICE PERSONNEL MUTUAL AID ASSOCIATIO	146.140	0	146.140
**D	JPMORGAN DIVERSIFIED RETURN GLOB EQ ETF	0	8.834	8.834
**D	JPMORGAN INSURANCE TRUST INCOME BUILD PO	0	1.038	1.038
**D	JPMORGAN INCOME BUILDER FUND	0	120.928	120.928
**D	JPMORGAN GLOBAL ALLOCATION FUND	0	6.343	6.343
**D	JPMORGAN BETABUILDERS EUROPE ETF	0	282.377	282.377
**D	JPMORGAN BETABUILDERS INTERNATIONAL	0	8.410	8.410
**D	JPMORGAN DIVERSIF RETURN INTERNAT EQ ETF	0	167.919	167.919
**D	JPMORGAN DIVERSIFIED RETURN EUROPE EQUITY ETF	0	3.981	3.981
**D	JPMORGAN DIVERSIFIED FUND	0	9.278	9.278
**D	MFS INTERNATIONAL RESEARCH EQUITY LLC	0	26.422	26.422
**D	VERMONT PENSION INVESTMENT COMMITTEE	0	185.155	185.155
**D	U S STEEL CORPO REPRES RETIREES BENEF TR	0	3.646	3.646
**D	MASTER TRUST FOR THE SIEMENS MEDICAL SOL	0	104.299	104.299

84573/1952

LISTA ESITO DELLE VOTAZIONE

Oggetto: Relazione sulla politica in materia di remunerazione e sui compensi corrisposti (1 Sez.): politica in materia di remunerazione.
FAVOREVOLI

Badge	Ragione Sociale	Proprio	Delega	Totale
**D	OPPERHEIMER GLOBAL MULTI-ASSET GROWTH FUND	0	11.943	11.943
**D	MASTER TRUST FOR SIEMENS PENSION PLANS	0	32.357	32.357
**D	MASTER TRUST FOR SIEMENS SAVINGS PLANS	0	157.478	157.478
**D	COMINGLED PENSION TRUST FUND (INTREPID INTERNATIONAL) OF JPMORGAN CHASE BANK	0	1.044.705	1.044.705
**D	SCHRODER GLOBAL MULTI-CAP VALUE PORTFOLIO I.P	0	9.096	9.096
**D	THE THALIDOMIDE CHILDRENS TRUST	0	22.630	22.630
**D	INTERNATIONALE KAPITALANLAGEGESELLSCHAFT MBH	0	1.892.665	1.892.665
**D	SONDERVERMOGEN INKA TERTIUS	0	10.863	10.863
**D	SONDERVERMOGEN PKMF INKA	0	64.805	64.805
**D	INTERNATIONALE KAPITALANLAGEGESELLSCHAFT MBH YORKSTR. 21, DSSELDORF, 40476 GERMANY	0	945.377	945.377
**D	FRANKLIN TEMPLETON SHARIAH FUNDS BA	0	69.056	69.056
**D	THE PRUDENTIAL ASSURANCE COMPANY LTD	0	1.775.031	1.775.031
**D	PRUDENTIAL PENSIONS LIMITED	0	124.897	124.897
**D	ROYAL LONDON GROUP PENSION SCHEME	0	38.621	38.621
**D	REASSURE LIMITED	0	681.672	681.672
**D	AI UK EQUITY INCOME FUND	0	100.423	100.423
**D	AI DISTRIBUTION LIFE FUND	0	46.850	46.850
**D	TEMPLETON EUROPEAN EQUITY MASTER FUND	0	4.167	4.167
**D	ATA GLOBAL MULTI-FACTOR EQUITY FUN HSCB FRANCE	0	2.628	2.628
**D	MARITIME AND PORT AUTHORITY OF SINGAPORE	0	1.010	1.010
**D	JPMORGAN MULTI BALANCED FUND	0	1.920	1.920
**D	SCHRODER IN.P.F.ADV.GI.EQUITY.FU	0	25.565	25.565
**D	JPMORGAN MULTI INCOME FUND	0	49.454	49.454
**D	HSCB GLOBAL POWER RESOURCES EQUITY FUND	0	59.397	59.397
**D	BEST INVESTMENT CORPORATION	0	364.682	364.682
**D	TRUST & CUSTODY SERVICES BANK LTD	0	342.752	342.752
**D	TRUST & CUSTODY SERVICES BANK LTD AS TRUSTEE FOR PENSION INVESTMENT FUND TRUST NUMBER 21	0	43.223	43.223
**D	MPTB (LJFX)/TMA UMBRELLA FUND-GLOBAL EQUI	0	11.000	11.000
**D	TMA UMBRELLA FD-TMA ACWI EX-JAPAN PORTF.	0	16.400	16.400
**D	INV. DANSKE INVEST EUROPA INDEKS KL	0	128.588	128.588
**D	INV DANSKE INVEST GLOBAL INDEKS KL	0	11.321	11.321
**D	INV DAN INV SEL GLOB EQUITY SOL ARK KL	0	49.742	49.742
**D	INV PROCAPTURE EUROPE INDEX FUND ACC KL	0	489.135	489.135
**D	GLOBAL AC INDEX FUND - ACCUMULATING KL	0	77.224	77.224
**D	PROFIL INVEST DANICA PENSION NORGE	0	106.440	106.440
**D	AFPELING DANICA LINK - INDEKS GLOBALE AKTIER	0	11.080	11.080
**D	KAPTALFOR DANSKE INVEST INSTITUT DANICA PENSIONS - AKTIER	0	390.687	390.687
**D	DANICA PENSION LIVSFORSIKRINGSAKTIESELSKAB	0	59.661	59.661
**D	DANSKE BANK PULJER	0	74.283	74.283
**D	SCOR SE PC SEGMENT	0	557.000	557.000
**D	SCOR SWITZERLAND ASSET SERVICES AG	0	215.000	215.000
**D	WIF-EUROPE OPPORTUNITIES FUND	0	62.320	62.320
**D	NMMS GHDE SCH ACCOUNT	0	560.200	560.200

LISTA ESITO DELLE VOTAZIONE

Oggetto: Relazione sulla politica in materia di remunerazione e sui compensi corrisposti (1 Sez.): politica in materia di remunerazione. FAVOREVOLI

Badge	Ragione Sociale	Proprio	Delega	Totale
**D	SWISS NATIONAL BANK	0	11.907.281	11.907.281
**D	ACH MUT FONDS GENERAL	0	459.900	459.900
**D	ACH IARD SA	0	277.590	277.590
**D	ACH VIE SA FONDS GENERAL	0	2.236.751	2.236.751
**D	SMITH CAMP; WILLIAMSON OVERSEAS	0	650	650
**D	ALPHA ARCHITECT INTERNATIONAL QUANTITATI	0	139.620	139.620
**D	FIDUCIARY TRUST COMPANY INTERNATIONAL AS AGENT FORUS CLIENTS	0	334	334
**D	KUTXABANK GESTION SCGIC S.A.	0	222.872	222.872
**D	VIDACAIXA, S.A.	0	834.434	834.434
**D	CAIXABANK ASSET MANAGEMENT SCGIC SA	0	390.547	390.547
**D	NATIONAL WESTMINSTER BANK	0	39.967	39.967
**D	RUSSELL INVESTMENTS INSTITUTIONAL FUNDS	0	16.789	16.789
**D	BLUEBAY GLOBAL CONVERTIBLE BOND FUND	0	75.176	75.176
**D	BLUEBAY US GLB CONV BND FND	0	2.650	2.650
**D	RBC FUNDS FOR BLUEBAY GLOBALMON THLY INCOME BOND FUND	0	36.893	36.893
**D	CENTRICA COMBINED COMMONINVESTMENT FUND LIMITED	0	37.474	37.474
**D	BLUEBAY FUNDS - BLUEBAY GLOBAL CONVERTIBLE BOND FUND	0	47.350	47.350
**D	PB SSGA INTL EQ TAX	0	33.357	33.357
**D	IQ 500 INTERNATIONAL ETF	0	75.835	75.835
**D	SUBSIDIZED SCHOOLS PROVIDENT FUND	0	23.620	23.620
**D	GNPF COL EAFE GINNA Q	0	5.100	5.100
**D	CENTRAL PENSION FUND OF THE INTERNATIONAL UNION OF OPERATINGENGINEERS AND PARTICIPATING EMPLOYERS	0	40.403	40.403
**D	VOYA GLOBAL HIGH DIVIDEND LOW VOLATILITY FUND	0	5.100	5.100
**D	STICHTING BEDRIJFSTAKPENSIOENFONDS	0	146.450	146.450
**D	STICHTING SPOORWEGPENSIOENFONDS	0	25.142	25.142
**D	THE CONSOLIDATED EDISON PENSION PLAN MASTER TRUST	0	180.748	180.748
**D	DEP QF SSGA MONUS EQUITY B2	0	15.008	15.008
**D	DEP QF SSGA MONUS EQUITY B1	0	13.158	13.158
**D	DEP QF SSGA MONUS EQUITY R2	0	17.646	17.646
**D	DEP QF SSGA MONUS EQUITY H1	0	10.174	10.174
**D	ST PF UNILEVER POS SCREENING PANEUR	0	484.200	484.200
**D	USMIA GLOBAL EQUITY	0	8.251	8.251
**D	MIRF ARROWSTREET FOREIGNL	0	114.332	114.332
**D	MIRF MFS FOREIGN LARGE	0	148.721	148.721
**D	MIRF FISHER FRN LRG	0	180.909	180.909
**D	MARANIC II LLC	0	6.657	6.657
**D	MULTI ADVISOR FUNDS INTERNATIONAL EQUITY VALDE FUND	0	56.384	56.384
**D	PRINCIPAL DIVERSIFIED SELECT REAL ASSET FUND	0	9.717	9.717
**D	TENNESSEE VALLEY AUTHORITY ASSET RETIREMENT TRUST	0	16.531	16.531
**D	VY FRANKLIN INCOME PORTFOLIO	0	10.614	10.614
**D	FFI STRATEGIES PORTFOLIO	0	3.769	3.769
**D	ALAMOSIA LLC	0	1.235	1.235
**D	INTL EQUITY FUND MOMBRIAN	0	1.646.394	1.646.394

84573/1954

84573/1955

LISTA ESITO DELLE VOTAZIONE

Oggetto: Relazione sulla politica in materia di remunerazione e sui compensi corrisposti (I Sez.): politica in materia di remunerazione.

FAVOREVOLI


Badge	Regione Sociale	Proprio	Delega	Totale
**D	CANDEMCE GLOBAL EQUITY FUND LP	0	529	529
**D	DEMA LTD	0	71.775	71.775
**D	C9W CITW FD PARAMETRIC	0	9.161	9.161
**D	WF PAINT STATE STREET GLOBAL SERV	0	22.880	22.880
**D	CENTRAL PENSION FUND OF THE INT. UNION OF OPERATINGENGINEERS AND PARTICIPATING EMPLOYERS	0	189.841	189.841
**D	MANULIFE MULTIFACTOR DEVELOPED INTERNATIONAL INDEX	0	16.059	16.059
**D	CERVURITE INTERNATIONAL LLC	0	20.710	20.710
**D	1975 IRREV TRUST OF C D MEYERHAEUSER	0	1.768	1.768
**D	CDW 73 IRR PARA GL	0	1.544	1.544
**D	MOTHER CABRINI HEALTH FOUNDATION, INC.	0	35.397	35.397
**D	BARNARD COLLEGE	0	7.629	7.629
**D	THE ALAIN LEGER FAMILY TRUST	0	20.410	20.410
**D	CORONATION FUND MANAGERS PTY LIMITED	0	11.160	11.160
**D	JOHN M MC DONOUGH IRAR MAN AND NAPIER	0	710	710
**D	G MCLACHLAN DECL TR-MANNING-NAPIER	0	1.051	1.051
**D	J MCCARTHEY 12-30-97 MANNING-NAPIER	0	1.004	1.004
**D	J HANSEN REV TR 4 29 81 MANNING	0	2.407	2.407
**D	PATRICK R HANS MANNING AND NAPIER	0	513	513
**D	GRUSECKI WEXGEN LLC MANNING AND NAPIER	0	1.263	1.263
**D	GOLDER 2007 FFM TR MANNING AND NAPIER	0	1.328	1.328
**D	THOMAS C GAPUTIS REV TR MANNING	0	880	880
**D	WILLIAM FOOTE 95 TR MANNING AND NAPIER	0	849	849
**D	L BUONANNO TR TEMPLE SMITH SR M AND N	0	2.929	2.929
**D	OPUS FINANCIAL LLC MANNING AND NAPIER	0	5.264	5.264
**D	CJB FAMILY TR 06-15-00-MANNING	0	2.380	2.380
**D	CJB CRUT II 11 27 06 MANNING	0	1.660	1.660
**D	CJB CRUT 5 1 01 MANNING	0	3.152	3.152
**D	JEFFREY S ARGONIN REV TRUST SUB	0	3.166	3.166
**D	TANGLIN CLAYMORE LLC MANNING	0	794	794
**D	CATHERINE SLARK TR MANNING AND NAPIER	0	728	728
**D	OLIVE MC CARTHY 2009 TRUST-MANNING	0	830	830
**D	BUNRATTY HOLDINGS, LLC-MANNING INTL	0	638	638
**D	THE MALOTH FAMILY TRUST-MANNING-SUB	0	904	904
**D	FANCELLI FDN, INC. (SPECIAL) -MANNING	0	1.475	1.475
**D	DEBORAH A. SCHMIDT REV TR-MANNING	0	749	749
**D	J G FENCNIK TR-MANNING AND NAPIER SUB	0	1.916	1.916
**D	R C BELL TRUST MANNING AND NAPIER ADV	0	950	950
**D	JAMES J BAKKE 1987 TRUST MANNING	0	2.937	2.937
**D	ALMEIDA FAMILY LEGACY TR MANNING	0	596	596
**D	ELIZABETH E. RIORDAN 1997 TR MANNING	0	1.149	1.149
**D	B4306 FRB M LUND REV TR	0	1.639	1.639
**D	VOLUNTARY EMPLOYEES BENEFICIARY ASSOCIATION SOUTHERN CALIFORNIA EDISON COMPANY	0	8.034	8.034
**D	THE MANUFACTURERS LIFE INSURANCE COMPANY	0	12.281	12.281

LISTA ESITO DELLE VOTAZIONE

Oggetto: Relazione sulla politica di remunerazione e sui compensi corrisposti (1 Sez.): politica in materia di remunerazione. FAVOREVOLI

Badge	Ragione Sociale	Proprio	Delega	Totale
**D	MORRIS 1992 GIFT TR FOR ELLEN M AND N	0	1.770	1.770
**D	A BERGOLL REV TR MANNING AND NAPIER	0	747	747
**D	QUIGG VENTURES LLC MANNING AND NAPIER	0	997	997
**D	INVESCO MARKETS II PLC	0	8.620	8.620
**D	WILM MULTI MGR ALT FD ANALYTIC INV	0	21.499	21.499
**D	ARROWSTREET COLLECTIVE INVESTMENT TRUST	0	42.325	42.325
**D	RWSF CIT SAFE	0	536.877	536.877
**D	FISHER INVESTMENTS INSTITUTIONAL GROUP ESG STOCK FUND FOR RETIREMENT PLANS	0	471.357	471.357
**D	FISHER INVESTMENTS INSTITUTIONAL GROUP STOCK FUND FOR RETIREMENT PLANS	0	61	61
**D	GLOBAL ATLANTIC GOLDMAN SACHSGLOBALEQUITY INSIGHTS PORTFOLIO	0	58	58
**D	GLOBAL ATLANTIC BLACKROCK DISCIPLINED INTERNATIONAL CORE PORTFOLIO	0	2.972	2.972
**D	SHELL CANADA 2007 PENSION PLAN	0	3.871	3.871
**D	FIDELITY SALEM STREET TRUST FIDELITY SAI INTERNATIONAL INDEX FUND	0	31.629	31.629
**D	SHELL CANADA 2007 PENSION PLAN 400	0	999.834	999.834
**D	TEXAS UTILITIES QUAL NDT PARTNERSHIP	0	23.127	23.127
**D	RCB AVOIRS FIA	0	4.545	4.545
**D	RCB AVOIRS OPCVM	0	20.790	20.790
**D	ZVK DEAM SPK	0	655.500	655.500
**D	RCB OMNIBUS	0	72.000	72.000
**D	ALAS INV SERVICESMONDRIAN INV	0	17.545	17.545
**D	UND INVESTMENT PARTNERSHIP COMPANY	0	84.263	84.263
**D	ADVANCED SERIES TRUST AST T ROWE PRICE GROWTH OPPORTUNITIES PORTFOLIO GATEWAY CENTER	0	1	1
**D	AST TRP DIVERS REAL GWTH PORT PDMO	0	118.259	118.259
**D	GREAT WEST CORE STRATEGIES INTERNATIONAL EQUITY FUND	0	6.128	6.128
**D	DT INTERNATIONAL STOCK INDEX FUND	0	8.861	8.861
**D	NATWEST TDS DSP BNYM RM GLO EQ FUND	0	112.646	112.646
**D	THE NATURE CONSERVANCY WORLDWIDE OFFICE	0	5.281	5.281
**D	GS TACS MARKET CONTINUOUS INTERNATIONAL	0	7.061	7.061
**D	NON US EQUITY MERS PORT 4 LSV	0	123.960	123.960
**D	UNEMPLOYMENT PENSION FUND	0	132.100	132.100
**D	LEGAL AND GENERAL UCITS ETF PLC	0	19.467	19.467
**D	THE BANK OF NEW YORK MELLON (INTERNATIONAL) LIMITED AS TRUSTEE FOR LIONTRUST EUROPEAN INCOME FUND	0	83.935	83.935
**D	THE BANK OF NEW YORK MELLON (INTERNATIONAL) LIMITED AS TRUSTEE FOR LIONTRUST EUROPEAN ENHANCED INCOME FUND	0	106.316	106.316
**D	38.524	0	38.524	38.524
**D	NATIONAL-BANK TRUST	0	169.285	169.285
**D	CADENCE-GLOBAL EQUITY FUND LP	0	2.156	2.156
**D	VANGUARD EUROPEAN STOCK INDEX FUND	0	4.427.929	4.427.929
**D	WESRATH FUNDS TRUST	0	14.021	14.021
**D	VANGUARD FTSE ALL-WORLD EX US INDEX FUND	0	4.572.028	4.572.028
**D	VAERDIPAPIRFONDEN SPARINVEST INDEX	0	28.091	28.091
**D	THE HARTFORD RETIREMENT PLAN TRUST FOR US EMPLOYEES	0	43.168	43.168
**D	SUBSIDIZED SCHOOLS FUND NORTHERN	0	25.940	25.940

84573 / 1956



84573/1954

LISTA ESITO DELLE VOTAZIONE

Oggetto: Relazione sulla politica in materia di remunerazione e sui compensi corrisposti (1 Sez.): politica in materia di remunerazione. FAVOREVOLI

Badge	Ragione Sociale	Proprio	Delega	Totale
**D	INTERNATIONAL EQUITY FUND	0	127.007	127.007
**D	OLD WESTBURY ALL CAP ESG FUND	0	18.406	18.406
**D	QS STRATEGIC REAL RETURN FUND	0	5.776	5.776
**D	55041 KUP GLOBALE AKTIER IV	0	4.457	4.457
**D	55002 UP EUROPAEISKE AKTIER	0	335.355	335.355
**D	KAPITALFORENINGEN EMD INVEST GLOBALE AKTIER III	0	31.905	31.905
**D	KAPITALFORENINGEN EMD INVEST GLOBALE AKTIER II	0	26.221	26.221
**D	MSAR SCHRODER	0	84.264	84.264
**D	AUTORIDADE MONETARIA DE MACAU	0	68.088	68.088
**D	XTRACKERS MSCI KOKUSAI EQUITY ETF	0	2.651	2.651
**D	BNY MELLON INTERNATIONAL EQUITY ETF	0	5.128	5.128
**D	NORFOLK COUNTRY RETIREMENT SYSTEM	0	40.132	40.132
**D	IVY PROSHARES MSCI ACWI INDEX FUND	0	5.431	5.431
**D	EQT POOLED INVESTMENT FUND SERIES SMARTEUROPEAN EQUITY FUND	0	22.174	22.174
**D	STEWARDSHIP FOUNDATION	0	2.359	2.359
**D	SEQUOIA FOUNDATION	0	227	227
**D	FOREST FOUNDATION	0	443	443
**D	JOHN SPEARS GRAT 1 DTD	0	11.225	11.225
**D	JOHN D SPEARS GRAT 1 DTD 2 20 2069 FROMANA SPEARS	0	5.225	5.225
**D	CAROL SPEARS TWKF350602 JOHN SPEARS	0	1.975	1.975
**D	JOHN D. SPEARS REVOCABLE TRUST	0	61.500	61.500
**D	THE COMMONWEALTH FUND	0	1.536	1.536
**D	UNIVERSITY OF WISCONSIN	0	95.503	95.503
**D	PAUL ARTHUR BONDER PAGE LEIGH BONDOR JT TEN	0	711	711
**D	JULES M LASER MANNING AND NAPIER	0	650	650
**D	PANAGORA RISK PARITY MULTI ASSET MASTER FUND LTD	0	36.435	36.435
**D	R K MELLON INTERNATIONAL FUND	0	76.357	76.357
**D	RICHARD KING MELLON FDN	0	132.232	132.232
**D	NEW TRUST NUMBER ONE	0	1.114	1.114
**D	CF DV DYNAMIC GROWTH FUND	0	1.030	1.030
**D	CF DV INTERNATIONAL STOCK INDEX FUND	0	104.672	104.672
**D	THE BANK OF NEW YORK MELLON EMPLOYEE BENEFIT COLLECTIVE INVESTMENT FUND PLAN	0	1.934.606	1.934.606
**D	BNYM EB DYNAMIC GNTH MCM	0	3.907	3.907
**D	PACIFIC FUNDS DIVERSIFIED INCOME	0	816	816
**D	1895 FONDS FGR	0	405.328	405.328
**D	PRINCIPAL FUNDS INC DIVERSIFIED REAL ASSET FUND	0	182.635	182.635
**D	PHILADELPHIA GAS WORKS PENSION PLAN	0	4.154	4.154
**D	VAREDPAPIRFONDEN SPARINVEST INDEX GLOBALE AKTIER ETIK KL ID SPARINVEST	0	7.803	7.803
**D	FIRST STATE INVESTMENTS ICVC FIRST STATE DIVERSIFIED GROWTH FUND	0	729	729
**D	VOYA MULTI MANAGER INTERNATIONAL FACTORS FUND	0	66.151	66.151
**D	METRONIC DEFINED CONTRIBUTION PLAN MASTER TRUST	0	53.142	53.142
**D	BELL ATLANTIC MASTER TRUST	0	406.646	406.646
**D	EMPLOYEES RETIREMENT SYSTEM OF THE STATE OF HAWAII	0	15.833	15.833

LISTA ESITO DELLE VOTAZIONE

Oggetto: Relazione sulla politica in materia di remunerazione e sul compensi corrisposti (1 Sez.); politica in materia di remunerazione. FAVOREVOLI

Badge	Ragione Sociale	Proprio	Delega	Totale
**D	PENSION RESERVES INVESTMENT TRUST FUND	0	2.597.026	2.597.026
**D	OPERATING ENGINEERS LOCAL 101 PENSION FUND	0	39.516	39.516
**D	FLORIDA RETIREMENT SYSTEM	0	780.183	780.183
**D	BLACKROCK WORLD EX FLORIDA RET SYS	0	489.083	489.083
**D	FLORIDA RETIREMENT SYSTEM	0	50.102	50.102
**D	EMPLOYEES RETIREMENT SYSTEM OF TEXAS	0	131.064	131.064
**D	BNYMTD BLK CONT EUR EQ TRACK FD INV	0	146.000	146.000
**D	PF INTERNATIONAL LARGE CAP FUND	0	1.793.730	1.793.730
**D	PACIFIC LIFE FUNDS PL INTERNATIONAL VALUE FUND	0	27.943	27.943
**D	PENN SERIES DEV INTL INDEX FUND	0	66.901	66.901
**D	BLL AQUIL LIFGL03000 FMEN WHT INDFD	0	18.386	18.386
**D	POOL RE L AND G MSCI EQ	0	203.461	203.461
**D	AST GS MULTI ASSET PORT LIQ PDHB	0	68.172	68.172
**D	SRP PARAGORA	0	6.745	6.745
**D	ETC EDHEC BLACKROCK UNITED TECHNOLOGIES CORPORATION MASTER RETIREMENT	0	450.901	450.901
**D	TEA BLACKROCK INC INTL	0	6.188	6.188
**D	NV RBIF ALLNCEBRNSTN INTL EQ	0	1	1
**D	NV PERS SSGA EAFE INDEX PUBLIC EMPLOYEES RETIREMENT SYSTEM OF NEVADA	0	23.313	23.313
**D	NV PERS MELLON CAPITAL INDEX	0	794.715	794.715
**D	LOUISIANA STATE ERS MONDRIAN LG CAP	0	744.610	744.610
**D	LOUISIANA STATE ERS MSCI EXUS INDEX	0	433.004	433.004
**D	ENSIGN PEAK FISHER INVESTMENTS	0	137.602	137.602
**D	INB COP TREAS PWP RHUMBLINE MSCI	0	283.626	283.626
**D	CPA COP PSERS WELLINGTON COMMODITY COMMONWEALTH OF PENNSYLVANIA PUBLIC SCHOOL EMPLOYEES RETIREMENT SYSTEM	0	17.718	17.718
	109.929	0	0	109.929
**D	CPA COP PSERS ACWI X US INDEX	0	322.964	322.964
**D	INTERNATIONALE KAPITALANLAGEGESELLSCHAFT MBH ACTING FOR ACCOUNT OF INKA PBEARK	0	82.426	82.426
**D	INTERNATIONALE KAPITALANLAGEGESELLSCHAFT MBH ACTING FOR ACCOUNT OF INKA PBEARK	0	10.108	10.108
**D	FLORIDA BIRTH RELATED NEUROLOGICAL INJURY COMPENSATION ASSOCIATION	0	35.051	35.051
**D	FRANKLIN FUND ALLOCATOR SERIES FRANKLIN INTERNATIONAL CORE EQUITY IU FUND	0	204.667	204.667
**D	ADEPT INVESTMENT MANAGEMENT PLC	0	149.003	149.003
**D	CEP DEP IP EURO EX UK ENH IND FD	0	2.452	2.452
**D	VIRGINIA RETIREMENT SYSTEM	0	648.789	648.789
**D	PMPT INKA FONDS	0	91.976	91.976
**D	PMPT INKA FONDS	0	67.330	67.330
**D	DUKE ENERGY QUALIFIED NUCLEAR DECOMMISSIONING	0	110.016	110.016
**D	PUBLIC EMPLOYEES RETIREMENT SYSTEM OF MISSISSIPPI	0	1	1
**D	INDIANA UNIVERSITY FOUNDATION SHOWALTER HOUSE	0	55.053	55.053
**D	INDIANA PUBLIC RETIREMENT SYSTEM	0	357.479	357.479
**D	ELECTRICAL WORKERS LOCAL NO 26 PENSION TRUST FUND	0	63.185	63.185
**D	METROPOLITAN LIFE INSURANCE COMPANY	0	135.256	135.256
**D	METROPOLITAN LIFE INSURANCE COMPANY	0	16.599	16.599

84573 / 1958

84573 1959

LISTA ESTIO DELLE VOTAZIONE

Oggetto: Relazione sulla politica in materia di remunerazione e sui compensi corrisposti (1 Sez.): politica in materia di remunerazione. FAVOREVOLI

Badge	Ragione Sociale	Proprio	Delega	Totale
**D	ENERGY INSURANCE MUTUAL LIMITED	0	13.905	13.905
**D	PRUDENTIAL INVESTMENT PORTFOLIO 2 PRUDENTIAL QMA INTL DEVELOPED MKKTS INDEX FUND	0	8.485	8.485
**D	UPS GROUP TRUST	0	104.529	104.529
**D	UMC BENEFIT BOARD INC	0	124.410	124.410
**D	SOUTH CAROLINA RETIREMENT SYSTEMS GROUP TRUST	0	117.110	117.110
**D	THE STATE OF CONNECTICUT ACTING THROUGH ITS TREASURER	0	412.243	412.243
**D	BOARD OF PENSIONS OF THE EVANGELICAL LUTHERAN CHURCH IN AMERICA	0	1.126	1.126
**D	THE BANK OF NEW YORK MELLON CORPORATION RETIREMENT PLANS MASTER TRUST	0	102.534	102.534
**D	SCHOOL EMPLOYEES RETIREMENT SYSTEM OF OHIO	0	358.852	358.852
**D	PUBLIC EMPLOYEES RETIREMENT ASSOCIATION OF NEW MEXICO	0	98.961	98.961
**D	KAPITALFORENINGEN INVESTIN PRO	0	9.436	9.436
**D	POWERSHARES S AND P INTERNATIONAL DEVELOPED HIGH DIVIDEND LOW VOLATILITY PORTFOLIO	0	14.298	14.298
**D	DEUTSCHE XTRKS MSCI ALL WORLD HDG	0	12.515	12.515
**D	EMPLOYEES RETIREMENT SYSTEM OF TEXAS	0	224.993	224.993
**D	AIF KAP SI II VALUE AKTIER	0	31.275	31.275
**D	NKB SI VALUE EUROPA	0	289.939	289.939
**D	NKB SII GLOBAL AKTIER MIN RISIKO	0	151.515	151.515
**D	NKB SII EUROPE VALUE	0	87.880	87.880
**D	NKB SI VALUE AKTIER	0	379.131	379.131
**D	NKB SI CUMULUS VALUE	0	38.224	38.224
**D	IQ CANDRIAM ESG INTERNATIONAL EQUITY ETF	0	13.110	13.110
**D	NON US EQUITY MANAGERS PORTFOLIO 1 SERIES	0	44.918	44.918
**D	BOK MCM DM PEQ	0	1	1
**D	THE GOVERNMENT EMPLOYEES PENSION FUND GEPF	0	28.885	28.885
**D	GAMMA EMIRATES INVESTMENTS LLC	0	50.347	50.347
**D	CEP DEP IP GLOBAL EX UK ENHAN IND	0	5.764	5.764
**D	PS FTSE LO BT EQ WT PORT	0	1.894	1.894
**D	IQ GLOBAL RESOURCES ETF	0	7.705	7.705
**D	PUBLIC EMPLOYEES RETIREMENT SYSTEM OF MISSISSIPPI	0	1	1
**D	POWERSHARES S AND P GLOBAL EX CANADA HIGH DIVIDEND LOW VOLATILITY INDEX ETF	0	8.177	8.177
**D	HRCO RPMT HAP RHUMBLINE EAFE	0	791	791
**D	BOK KIC GAEQ16	0	68.276	68.276
**D	AOHT HAI RHUMBLINE EAFE THE ARCHDIOCESE OF HARTFORD INVESTMENT TRUST	0	1.184	1.184
**D	FEI INTL EQUITY INDEX FUND	0	207.951	207.951
**D	BNYFD CF PURISIMA EAFE TOTAL RTN FD	0	3.506	3.506
**D	INVECO STRATEGIC DEVELOPED EX-US ETF	0	94.027	94.027
**D	BANK OF KOREA	0	189.222	189.222
**D	THE STATE OF CONNECTICUT	0	24.841	24.841
**D	ALLSTATE LIFE INSURANCE COMPANY	0	336.512	336.512
**D	BNYHFCIL PS ST HIDVLMVI UCITS ETF	0	39.578	39.578
**D	GREAT WEST INTERNATIONAL INDEX FUND	0	183.053	183.053
**D	PS FTSE RAFI DEVEL MAR EX US PORT	0	541.252	541.252
**D	POWERSHARES GLOBAL FUNDS IRELAND PLC	0	11.613	11.613

LISTA ESITO DELLE VOTAZIONE

Oggetto: Relazione sulla politica in materia di remunerazione e sui compensi corrisposti (I Sez.): politica in materia di remunerazione.
FAVOREVOLI

Badge	Ragione Sociale	Proprio	Delega	Totale
**D	PS FTSEAFI EU UCITS ETF BNYMTCIL	0	5.613	5.613
**D	56053 IP GLOBAL EQUITIES I	0	127.861	127.861
**D	THE LONDON BOROUGH OF BROMLEYSUPERANNUATION FUND	0	140.399	140.399
**D	WILMINGTON MULTIMANAGER INTERNATIONAL FUND	0	26.745	26.745
**D	BNYMTCIL GLG EUROPEAN EQ ALTER TRAD	0	115.884	115.884
**D	FT DOW JONES GLOBAL SEL DIV IND FD	0	277.045	277.045
**D	ADVANCED SERIES TRUST AST NEW DISCOVERY ASSET	0	62.024	62.024
**D	AZL NFJ INTERNATIONAL VALUE FUND	0	18.784	18.784
**D	DOW NL BRANDES	0	145.718	145.718
**D	PGVF SSGA	0	2.862	2.862
**D	EGEF PG E QUALIFIED PANAGORA EAFE	0	51.657	51.657
**D	AIB GROUP IRISH PENSION SCHEME AIB	0	36.946	36.946
**D	AURION GLOBAL EQUITY FUND	0	8.873	8.873
**D	MINNESOTA LIFE INSURANCE COMPANY	0	29.773	29.773
**D	HIGH HSHLD PRINF WLGTN CF	0	14.706	14.706
**D	HGHF HSHLD PRINF WLGTN	0	29.766	29.766
**D	CITY OF NEW YORK DEFERRED COMPENSATION PLAN	0	1.080.117	1.080.117
**D	VANGUARD INTL HIGH DIV YLD INDEX FD	0	459.042	459.042
**D	NSNF PARA EAFE PI 2	0	7.912	7.912
**D	NSNF PARA EAFE PI 1	0	6.478	6.478
**D	NSNF PARA EAFE MONTI	0	14.223	14.223
**D	INVESCO FUNDS	0	2.975	2.975
**D	PUBLIC EMPLOYEE RETIREMENT SYSTEM OF IDAHO	0	829.661	829.661
**D	RAYTHEON MASTER PENSION TRUST	0	77.687	77.687
**D	PITTSBURGH THEOLOGICAL SEMINARY OF THE PRESBYTERIAN CHURCH	0	9.280	9.280
**D	PUBLIC EMPLOYEE RETIREMENT SYSTEM OF IDAHO	0	469.438	469.438
**D	PUBLIC EMPLOYEE RETIREMENT SYSTEM OF IDAHO	0	136.072	136.072
**D	LAWRENCE LIVERMORE NATIONAL SECURITY LLC AND LOS ALAMOS NATIONAL SECURITY LLC DEFINED BENEFIT PANGROUP TRUST	75.056	0	75.056
**D	HRMF MFS INSTITUTIONAL AD	0	60.563	60.563
**D	ALASKA PERMANENT FUND CORPORATION	0	657.895	657.895
**D	3M ERIP RAFI EAFE	0	127.189	127.189
**D	AP7 EQUITY FUND	0	2.590.395	2.590.395
**D	RZSF3002 NON US EQ MONDRIAN	0	354.092	354.092
**D	COUNTY EMPLOYEES ANNUITY AND BENEFIT FUND OF COOK COUNTY	0	100.023	100.023
**D	QSBF PANAGORA	0	45.997	45.997
**D	DEUTSCHE XTRK WSCI STR EUR HDG ETF	0	2.508	2.508
**D	AZL INTERNATIONAL INDEX FUND	0	271.784	271.784
**D	MONDRIAN EMERGING MARKETS EQUITY TREASURER OF THE STATE OF NORTH CAROLINA EQUITY INVESTMENT FUND POOLED TRUST	0	3.671.770	3.671.770
**D	BLACKROCK ACWI USIMI	0	790.790	790.790
**D	WELLINGTON DIVERSIFIED INTL	0	1.089.847	1.089.847
**D	DIocese OF VENICE PENSION PLAN AND TRUST	0	3.387	3.387

84573/1960

84573/1961

LISTA ESITO DELLE VOTAZIONE

Oggetto: Relazione sulla politica in materia di remunerazione e sui compensi corrisposti (I Sez.): politica in materia di remunerazione. FAVOREVOLI

Badge	Ragione Sociale	Proprio	Delega	Totale
**D	UFJF MCM MSCI WORLD FD	0	31.610	31.610
**D	FIRE AND POLICE PENSION ASSOCIATION OF COLORADO	0	44.662	44.662
**D	ROMF GT ALPHAEUTEAFE	0	95.697	95.697
**D	WF AND CO CASH PLN MONDN INV PT	0	498.231	498.231
**D	ALICHY BLACKROCK GBL EQUITY	0	9.807	9.807
**D	GS KOKUSAI EQTY MASTER FD BNYMFCIL	0	18.241	18.241
**D	IOWA PUBLIC EMPLOYEES RETIREMENT SYSTEM	0	237.405	237.405
**D	FIDELITY PURITAN TRUST FIDELITY LOW PRICED STOCK K6 FUND	0	391.633	391.633
**D	SHELL PENSION TRUST	0	52.869	52.869
**D	TENNESSEE VALLEY AUTHORITY	0	43.987	43.987
**D	LELF FISHER ASSET MGMT	0	73.070	73.070
**D	SHELL PENSION TRUST	0	81.699	81.699
**D	MNVF SSGA INTL EQUITY	0	12.781	12.781
**D	CTJ RE STANLIB GLOBAL EQUITY FD AB	0	24.089	24.089
**D	BNYFD CF CARLIFE GLOBAL EQ INC FUND	0	45.978	45.978
**D	PFI OVERSEAS FD PMC	0	131.945	131.945
**D	VY GLOBAL DIV INCOME FD PGI VALUE	0	108.970	108.970
**D	VY TEMPLETON FOREIGN EQUITY	0	238.778	238.778
**D	VOYA INTERNATIONAL HIGH DIVIDEND EQUITY INCOME FUND	0	25.871	25.871
**D	PGTF DR MON US EQUITY GT	0	45.475	45.475
**D	DBX FTSE DEV EX US COMP FACTOR	0	1.475	1.475
**D	DEUTSCHE XTRKS MSCI EAFE CCYHDG	0	755.568	755.568
**D	TGWE PANAGORA INTL EQ	0	15.004	15.004
**D	FARMERS GROUP INC 401 K SAVINGS PLAN	0	285.510	285.510
**D	ROWF GT ALPHAEUTEXUS	0	309.140	309.140
**D	ROWF GT ACWI EX US	0	1.343.141	1.343.141
**D	SBSA GEPF BLACKROCK EQUITY	0	233.515	233.515
**D	BOA PENSION PLAN MONDRIAN	0	748.538	748.538
**D	BELLSOUTH CORP RFA VEBB TRUST	0	37.633	37.633
**D	SPARTAN INTL INDEX	0	4.906.028	4.906.028
**D	TTPF PANAGORA DYN INTL EQ	0	4.912	4.912
**D	SCEF MONDRIAN	0	183.609	183.609
**D	SAEF SCE PANAGORA QUAL	0	78.848	78.848
**D	CLSF TEMPLETON	0	66.271	66.271
**D	ECBSEG	0	116.194	116.194
**D	BRYM INTL EQUITY INCOME FUNDO	0	211.370	211.370
**D	DREYFUS INDEX FUNDS INC DREYFUS INTERNATIONAL STOCK INDEX FUND	0	102.842	102.842
**D	BLL AQUILA LIFE FTSE RAFI DEVELOPED	0	640.860	640.860
**D	DEUTSCHE XTRKS MSCI EURO CCYHDG	0	155.579	155.579
**D	POWERSHARES PUREBETA FTSE DEVELOPED EX NORTHERAMERICA PORTFOLIO	0	387	387
**D	BLL AQUILA LIFE EUROPEAN EQUITY	0	1.652.339	1.652.339
**D	BLL AQUILA LIFE MSCI WORLD FUND	0	491.767	491.767
**D	BLL AQUILA LIFE GLOBAL MINIMUM	0	66.135	66.135

LISTA ESITO DELLE VOTAZIONE

Oggetto: Relazione sulla politica in materia di remunerazione e sui compensi corrisposti (I Sez.): politica in materia di remunerazione.
FAVOREVOLI

Badge	Regione Sociale	Proprio	Delega	Totale
**D	AIF 21104 LRI AKT EUROPA II	0	34.597	34.597
**D	INVESTINGFOREINGEN LAEGERNES INVEST,	0	18.273	18.273
**D	AF81 LABOR SELECT INTL EQ	0	695.679	695.679
**D	SEMPRA ENERGY PENSION MASTER TRUST	0	73.513	73.513
**D	SEATTLE CITY EMPLOYEES RETIREMENT SYSTEM	0	28.049	28.049
**D	PS6F STATE STREET INTL EQ	0	192.062	192.062
**D	GSK TEMPLETON	0	90.105	90.105
**D	GS ACTIVE BETA INTL EQUITY ETF	0	220.764	220.764
**D	DEUTSCHE XTRK MSCI EMU HDG EQ ETF	0	12.004	12.004
**D	GS ACTIVEBETA EUROPE ETF	0	3.624	3.624
**D	IQ 50 PERCENT HEDGED FTSE EURO ETF	0	2.492	2.492
**D	IQ 50 PERCENT HEDGED FTSE INTL ETF	0	51.255	51.255
**D	ALLSTATE INSURANCE CO BLACKROCK	0	22.733	22.733
**D	INVESCO S AND P EUROPE 350 EQUAL WEIGHT INDEX ETF	0	977	977
**D	INTERNATIONALE KAPITALANLAGESELLSCHAFT MBH	0	20.602	20.602
**D	KAPITALANLAGESELLSCHAFT MBH	0	100.345	100.345
**D	THE AMERICAN UNIVERSITY IN CAIRO	0	4.946	4.946
**D	CC COL EAFE Q UN 2	0	7.000	7.000
**D	EMPLOYEES RETIREMENT SYSTEM OF THE CITY OF BALTIMORE	0	11.719	11.719
**D	MINISTERS AND MISSIONS BENEFIT BRD OF AMERICAN SPST CHURCHES	0	24.552	24.552
**D	VOYA BALANCED PORT INTL VALUE	0	8.791	8.791
**D	VOYA INTERNATIONAL INDEX PORTFOLIO	0	427.400	427.400
**D	CC COL EAFE Q UN 1	0	4.900	4.900
**D	NMPF COL EAFE NMP Q	0	11.300	11.300
**D	DAEC Q SSGA INTL TC	0	4.795	4.795
**D	DAEC WQ SSGA TAX	0	3.415	3.415
**D	CITIBANK NEW YORK A.D.R. DEPT	0	22.128.358	22.128.358
**D	CITIBANK NEW YORK A.D.R. DEPT	0	12.732.072	12.732.072
**D	CITIBANK NEW YORK A.D.R. DEPT	0	40.068	40.068
**D	CITIBANK NEW YORK A.D.R. DEPT	0	470.650	470.650
**D	CITIBANK NEW YORK A.D.R. DEPT	0	1.839.730	1.839.730
**D	CITIBANK NEW YORK A.D.R. DEPT	0	2.336.916	2.336.916
**D	CITIBANK NEW YORK A.D.R. DEPT	0	2.850	2.850
**D	CITIBANK NEW YORK A.D.R. DEPT	0	156	156
**D	CITIBANK NEW YORK A.D.R. DEPT	0	24.080	24.080
**D	CITIBANK NEW YORK A.D.R. DEPT	0	18.378	18.378
**D	CITIBANK NEW YORK A.D.R. DEPT	0	66.702	66.702
**D	CITIBANK NEW YORK A.D.R. DEPT	0	17.272	17.272
**D	CITIBANK NEW YORK A.D.R. DEPT	0	3.762	3.762
**D	CITIBANK NEW YORK A.D.R. DEPT	0	673.993	673.993
**D	AMUNDI SGR SPN/ AMUNDI RISPARMIO ITALIA	0	2.570.305	2.570.305
**D	AMUNDI SGR SPA/ AMUNDI SVILUPPO ITALIA	0	890.593	890.593
**D	AMUNDI SGR SPA	0	25.906	25.906
**D	NESTLE FRANCE EQUILIBRE	0	0	0

84573/1962

LISTA ESITO DELLE VOTAZIONE

Objetto: Relazione sulla politica in materia di remunerazione e sui compensi corrisposti (I Sez.): politica in materia di remunerazione.
FAVOREVOLI

Badge	Ragione Sociale	Proprio	Delega	Totale
**D	SG DIVERSIFIE ISR	0	26.088	26.088
**D	SG ACTIONS INTERNATIONALES	0	100.626	100.626
**D	HALEVY A2	0	120.383	120.383
**D	UF 6 A ACT	0	60.000	60.000
**D	CASSETTE DIVERSIFIE	0	81.836	81.836
**D	SG ACTIONS EUROPE MULTIGESTION	0	9.955	9.955
**D	DIVERSIFIE ACTIONS 50-65 DU CD	0	14.754	14.754
**D	OFI MARKET NEUTRAL EQUITY	0	47.644	47.644
**D	MATMUT ACTIONS EURO	0	23.000	23.000
**D	SG ACTIONS ENERGIE	0	52.715	52.715
**D	SG ACTIONS EURO VALUE	0	193.776	193.776
**D	SG ACTIONS EUROPE	0	63.921	63.921
**D	SG ACTIONS EUROPE LARGE CAP	0	14.067	14.067
**D	LYXOR MSCI EUROPE UCITS ETF	0	255.531	255.531
**D	LYX EUR STOXX 50 (DR) U E	0	2.116.873	2.116.873
**D	LYXOR INDEX FUND EURO	0	5.311	5.311
**D	ETOILE GESTION	0	30.400	30.400
**D	ETOILE ACTIONS RENDEMENT	0	122.459	122.459
**D	ETOILE ENERGIE EUROPE	0	84.000	84.000
**D	ANTARIUS ROTATION SECTORIELLE	0	8.684	8.684
**D	ETOILE MATIERES PREMIERES	0	33.433	33.433
**D	LYXOR EURO STOXX 300 (DR	0	264.187	264.187
**D	LYXOR STOXX EUROPE 600 (DR)	0	321.186	321.186
**D	LYX FTSE EUR MIN VAR UC ETF	0	7.233	7.233
**D	MUL - LYXOR ITALIA EQUITY PIR	0	62.868	62.868
**D	LIF - LYXOR MSCI EMO VALUE DR	0	113.784	113.784
**D	LYXOR CORE MSCI EMU DR UCITS	0	123.482	123.482
**D	LYXOR CORE MSCI WORLD (DR) UCI	0	36.209	36.209
**D	LYXOR MSCI EUROPE CLIMATE	0	117	117
**D	LYXOR MSCI WORLD CLIMATE	0	69	69
**D	LYXOR EURO STOXX 50 (DR	0	96.897	96.897
**D	AMUNDI S.F.-EURO EQ MARKET PLU	0	29.124	29.124
**D	AM SOL IT-PROGETTO CED 04 2024	0	10.295	10.295
**D	PIONEER INVESTMENTS TOTAL RETU	0	36.044	36.044
**D	AMUNDI SOLUZ IT-PROG CED 05 20	0	58.178	58.178
**D	RWC FUNDS	0	430.043	430.043
**D	ALLIANCEBERNSTEIN FUND DYNAMIC	0	9.268	9.268
**D	KOKUSAI EQUITY INDEX FUND	0	61.642	61.642
**D	CONSULTING GROUP CAPITAL MARKE	0	60.759	60.759
**D	TRUST AND CUSTODY SERVICES BAN	0	14.982	14.982
**D	CONSULTING GROUP CAPITAL MARKE	0	322.840	322.840
**D	MULTI-ASSET ENHANCED VALUE FUN	0	980	980
**D	BRIDGE BUILDER INTERNATIONAL E	0	5.768.510	5.768.510

LISTA ESITO DELLE VOTAZIONE

Oggetto: Relazione sulla politica in materia di remunerazione e sui compensi corrisposti (1 Sez.): politica in materia di remunerazione. FAVOREVOLI

Badge	Ragione Sociale	Proprio	Delega	Totale
**D	BRIDGE BUILDER INTERNATIONAL	0	5.832.596	5.832.596
**D	BLACKROCK GLOBAL SMALLCAP FUND	0	4.225	4.225
**D	AMUNDI SOL IT - PROG CED 06 20	0	38.632	38.632
**D	AMUNDI SOL IT-PROG CED 08 2020	0	47.040	47.040
**D	AMUNDI SOL IT -PROG CED 092020	0	42.504	42.504
**D	AMUNDI SF-DIVER TARG INC 11 21	0	5.517	5.517
**D	AMUNDI SOL IT-PROG CED 12 2020	0	19.011	19.011
**D	AMUNDI SOL IT-PROG CED 11 2020	0	33.639	33.639
**D	AMUNDI SOL IT-PROG CED 02 2021	0	16.477	16.477
**D	AMUNDI SOL IT-PROG CED 03 2021	0	21.198	21.198
**D	AMUNDI SOL IT-PROG CED 05 2021	0	20.921	20.921
**D	AMUNDI SOL IT-PROG CED 06 2021	0	16.413	16.413
**D	AMUNDI SOL IT-PROG CED 08 2021	0	9.602	9.602
**D	AMUNDI SOL IT-PROG CED 09 2021	0	14.974	14.974
**D	AMUNDI SF - DIV TGT INC 11 22	0	6.899	6.899
**D	AMUNDI SOL IT-PROG CED 11 2021	0	13.387	13.387
**D	AMUNDI SOL IT-PROG CED 12 2021	0	11.098	11.098
**D	AMUNDI SOL IT-PROG CED 02 2022	0	26.534	26.534
**D	AMUNDI SOL IT-PROG CED 03 2022	0	20.844	20.844
**D	AMUNDI SOL IT-PROG CED 04 2022	0	12.746	12.746
**D	AMUNDI SOL IT-PROG CED 06 2022	0	14.020	14.020
**D	AMUNDI SOL IT-PROG CED 05 2022	0	14.173	14.173
**D	AMUNDI SOL IT-PROG CED 10 2022	0	14.749	14.749
**D	AM SOL IT-PROG CED 12 2022	0	20.850	20.850
**D	ASI PROGETTO CEDOLA 04 2023	0	12.667	12.667
**D	AM SOL IT-PROG CED 05 2023	0	13.096	13.096
**D	AM SOL IT-PROG CED 06 2023	0	10.758	10.758
**D	ASI-PROGETTO CEDOLA 07 2023	0	9.642	9.642
**D	ASI-PROGETTO CEDOLA 09 2023	0	12.496	12.496
**D	ASI-PROGETTO CEDOLA 10 2023	0	12.936	12.936
**D	ASI-PROGETTO CEDOLA 12 2023	0	12.056	12.056
**D	AMUNDI S.F-EQ PLAN 60	0	8.196	8.196
**D	PI IF -EMU EQUITY	0	102.626	102.626
**D	PI IF -EUROPEAN EQUITY	0	166.310	166.310
**D	AMUNDI SOLUZ. IT-PROGETTO AZ	0	16.554	16.554
**D	AMUNDI SOL IT-PROG CED 09 2022	0	26.827	26.827
**D	AMUNDI SOL IT-PROG CED 07 2022	0	11.534	11.534
**D	OFI FUND-- LYNX REAL ASSETS	0	16.981	16.981
**D	AMUNDI SIF GLOBAL ETHICAL EQUITIES	0	8.387	8.387
**D	LOMBARD ODIER FUNDS-EUROPE RESPONSIBLE EQUITY ENHANCED	0	22.176	22.176
**D	SEYOND EQUITY FACTOR INVESTING EUROPE	0	2.542	2.542
**D	SEYOND EUROPE MARKET NEUTRAL	0	6.078	6.078
**D	RCO LUX MONTJOLY INVEST POOL ROG	0	3.400	3.400

84573/1964

84573/1965

LISTA ESITO DELLE VOTAZIONE

Oggetto: Relazione sulla politica in materia di remunerazione e sui compensi corrisposti (I Sez.): politica in materia di remunerazione.
FAVOREVOLI

Badge	Ragione Sociale	Proprio	Delega	Totale
**D	SEYOND EUROPE MINVOL	0	420.548	420.548
**D	STRUTTURA	0	8.746	8.746
**D	AMUNDI FUNDS EUROPEAN EQUITY TARGET IMCO	0	1.079.264	1.079.264
**D	AMUNDI FDS GLOBAL MULTI-ASSET TARGET INC	0	103.383	103.383
**D	AMUNDI FUNDS EUROPEAN EQUITY VALUE	0	100.597	100.597
**D	AMUNDI FUNDS GLOBAL EQUITY TARGET INCOME	0	922.656	922.656
**D	AMUNDI FUNDS REAL ASSETS TARGET INCOME	0	200.000	200.000
**D	AMUNDI FUNDS GLOBAL MULTI-ASSET	0	38.600	38.600
**D	AMUNDI FDS GLOB MULTI-ASSET CONSERVATIVE	0	72.553	72.553
**D	AMUNDI FUNDS EURO MULTI-ASSET TARGET INC	0	300.688	300.688
**D	AMUNDI FUNDS NEW SILK ROAD	0	10.500	10.500
**D	AMUNDI FUNDS EQUITY GLOBAL RESOURCES	0	168	168
**D	AMUNDI EURO STOXX 50	0	49.419	49.419
**D	CPR INVEST GLOBAL EQUITY ESG	0	4.441	4.441
**D	AMUNDI MSCI EUROPE EX UK	0	4.344	4.344
**D	AMUNDI PRIME EUROPE - UCITS ETF DR	0	4.735	4.735
**D	AMUNDI PRIME EUROZONE	0	39.556	39.556
**D	AMUNDI PRIME GLOBAL - UCITS ETF DR	0	5.124	5.124
**D	CPR INVEST-EUROPE SPECIAL SITUATIONS	0	11.592	11.592
**D	AMUNDI FUNDS MULTI ASSET CONSERVATIVE	0	2.783	2.783
**D	AMUNDI FUNDS GLOBAL PERSPECTIVES	0	823	823
**D	AMUNDI FUNDS EQUITY EUROPE RISK PARITY	0	57.735	57.735
**D	AMUNDI FUNDS DYNAMIC MULTI FACTORS EURO	0	35.000	35.000
**D	AMUNDI INDEX MSCI EUROPE	0	38.574	38.574
**D	AMUNDI INDEX MSCI WORLD	0	2.555	2.555
**D	AMUNDI INDEX MSCI EMU	0	55.368	55.368
**D	AMUNDI FUNDS EQUITY EURO RISK PARITY	0	119.405	119.405
**D	AMUNDI INDEX EQUITY GLOBAL MULTI SMART ALLOCATION SCIENTIFIC BETA	0	605	605
**D	CENTRAL BANK OF IRELAND	0	17.791	17.791
**D	EDR FUND GLOBAL VALUE	0	139.400	139.400
**D	EDMOND DE ROTHSCHILD FUND EQUITY EURO CORE	0	513.740	513.740
**D	VISION FUND-EUROPE CORE	0	90.790	90.790
**D	APSA-SRI ABSOL RETURN MULTI-ASSETS N1	0	4.552	4.552
**D	APSA-SRI ABSOL RETURN MULTI-ASSETS N2	0	566	566
**D	ARCO QUANT 2	0	82.823	82.823
**D	EDMOND DE ROTHSCHILD ASSET MANAGEMENT	0	242.470	242.470
**D	PEYREUX	0	8.000	8.000
**D	PJD	0	7.500	7.500
**D	VILLIERS DIAPASON	0	29.082	29.082
**D	ROTONDE	0	45.000	45.000
**D	UBP ACTIONS EURO RENDEMENT	0	50.688	50.688
**D	HAMELIN DIVERSIFIE FLEX I	0	34.000	34.000
**D	RSI ACTIONS EUROPERNES 2	0	165.000	165.000

LISTA ESITO DELLE VOTAZIONE

Oggetto: Relazione sulla politica in materia di remunerazione e sui compensi corrisposti (I Sez.): politica in materia di remunerazione.
FAVOREVOLI

Badge	Ragione Sociale	Proprio	Delega	Totale
**D	CONTI DIVERSIFIE	0	62.200	62.200
**D	ARCO LONG TERME B NATIXIS INVEST MANAGERS INTERNAT	0	105.655	105.655
**D	ELAN ORCHESTRA	0	8.000	8.000
**D	EGERARNE 2	0	34.100	34.100
**D	IBM H	0	3.300	3.300
**D	R PHARMA DVSF	0	70.000	70.000
**D	BOURBON I ROTHSCHILD ET CIE GESTION	0	106.000	106.000
**D	SAFRAN DYNAMIQUE	0	28.285	28.285
**D	SAFRAN MIXTE SOLIDAIRE	0	5.825	5.825
**D	CARP - INDO	0	223.925	223.925
**D	LCL DYNAMIQUE	0	31.347	31.347
**D	VOCATION MARCHE ARIANESPACE CONSEIL DE SURVEILLANCE DU FCP	0	3.838	3.838
**D	LCL EQUILIBRE	0	33.791	33.791
**D	ICARE	0	15.095	15.095
**D	ROPS EURO P	0	432.805	432.805
**D	FDRN AMUNDI	0	73.167	73.167
**D	TECHNIP EQUILIBRE	0	25.646	25.646
**D	TECHNIP DYNAMIQUE	0	22.523	22.523
**D	ADP DIVERSIFIE DYNAMIQUE	0	12.475	12.475
**D	ARCO LONG TERME D ACTIONS	0	330.041	330.041
**D	AMUNDI LABEL EQUILIBRE ESR	0	31.922	31.922
**D	AMUNDI LABEL PRUDENCE ESR	0	18.845	18.845
**D	AMUNDI LABEL DYNAMIQUE ESR	0	22.025	22.025
**D	JUNON ACTIONS OBLIGATIONS	0	32.030	32.030
**D	N I RENDEMENT USINOR	0	12.171	12.171
**D	LV CHALLENGE	0	43.819	43.819
**D	EPARGNE PRUDENCE THALES	0	47.349	47.349
**D	L.S. DYNAMIQUE ET SOLIDAIRE	0	3.000	3.000
**D	ATOUT PULSATIONS	0	37.041	37.041
**D	PREDICA ISR EUROPE - ACTIONS	0	13.655	13.655
**D	VILLIERS ALTO	0	42.868	42.868
**D	AMUNDI HORIZON	0	24.512	24.512
**D	PREDIQUANT A2 ACTIONS EUROPE	0	76.000	76.000
**D	AP ACTIONS 1 EURO	0	134.525	134.525
**D	AP ACTIONS 3-MIN VOL	0	73.722	73.722
**D	ROPS-SMART INDEX EURO	0	656.365	656.365
**D	SG AMUNDI ASSET MANAGEMENT	0	24.978	24.978
**D	INDOSUEZ EUROPE PATRIMOINE	0	160.000	160.000
**D	INDOSUEZ EUROPE RENDEMENT	0	25.000	25.000
**D	INDOSUEZ ALLOCATION PEA	0	124.040	124.040
**D	ING RENDEMENT EUROPE	0	72.000	72.000
**D	ABN AMRO TOTAL RETURN GLOBAL	0	4.350	4.350
**D	SEYOND ACTIONS EUROPEENNES	0	167.888	167.888

84573/1964

LISTA ESITO DELLE VOTAZIONE

Oggetto: Relazione sulla politica in materia di remunerazione e sui compensi corrisposti (I Sez.): politica in materia di remunerazione.
FAVOREVOLI

Badge	Ragione Sociale	Proprio	Delega	Totale
**D	CNP ASSUR VALUE ET MOMENTUM	0	42.508	42.508
**D	NATIXIS ICR ACTIONS EURO	0	78.152	78.152
**D	DORVAL CONVICTIONS	0	76.543	76.543
**D	DORVAL CONVICTIONS PEA	0	31.608	31.608
**D	UNIGESTION	0	18.000	18.000
**D	SEYOND EQUITY FACTOR INVESTING EURO	0	7.227	7.227
**D	BBM V-FLEX	0	59.136	59.136
**D	AMUNDI EQUITY EURO CONSERVATIVE	0	24.988	24.988
**D	CPR EUROLAND PREMIUM	0	90.325	90.325
**D	ATOUT EUROLAND RESTRUCTURATION	0	34.619	34.619
**D	ATOUT FRANCE CORE PLUS	0	26.561	26.561
**D	AMUNDI PATRIMOINE PEA	0	15.954	15.954
**D	AMUNDI RENDEMENT PLUS	0	23.084	23.084
**D	FDC A2 POCHE TITRES	0	79.556	79.556
**D	LCL ACTIONS EURO RESTRUCTURATION	0	11.810	11.810
**D	AMUNDI PATRIMOINE	0	1.166.638	1.166.638
**D	COLOMBES 6	0	71.000	71.000
**D	CPR CONSOMMATEUR ACTIONNAIRE	0	12.152	12.152
**D	AMUNDI STRATEGIES ACTIONS EUROPE RISK PARITY	0	8.491	8.491
**D	AMUNDI ACTIONS RESSOURCES NATURELLES	0	20.907	20.907
**D	PREDIQUANT EUROCREISSANCE A2	0	128.030	128.030
**D	ASSURDIX	0	27.678	27.678
**D	AMUNDI RESA ESG ACTIONS EURO	0	290.041	290.041
**D	AMUNDI EUROPE MONDE	0	44.341	44.341
**D	AMUNDI RESA ACTIONS EURO	0	20.473	20.473
**D	ATOUT MODERATIONS	0	99.704	99.704
**D	AMUNDI RESA ACTIONS EUROPE	0	12.954	12.954
**D	AMUNDI ACTIONS RESTRUCTURATIONS	0	13.936	13.936
**D	AMUNDI ACTIONS EURO ISR	0	24.254	24.254
**D	CPR EUROLAND	0	350.438	350.438
**D	CPR EUROPE NOUVELLE	0	14.878	14.878
**D	CPR EUROPE	0	17.034	17.034
**D	EDMOND DE ROTHSCHILD EQUITY EUROPE SOLVE	0	277.552	277.552
**D	EDMOND DE ROTHSCHILD ASSET MANAGEMENT (EDRAM)	0	43.610	43.610
**D	EPOQUE	0	137.770	137.770
**D	EUROPA	0	270.000	270.000
**D	AMUNDI DIVIDENDO ITALIA	0	1.155.000	1.155.000
**D	AMUNDI BILANCIATO EURO	0	15.668	15.668
**D	AMUNDI BEST SELECTION PLUS	0	49.075	49.075
**D	AMUNDI BEST SELECTION TOP	0	21.684	21.684
**D	AMUNDI BEST SELECTION CLASSIC	0	27.372	27.372
**D	AMUNDI DISTRIBUZIONE ATTIVA	0	7.127	7.127
**D	AMUNDI CEDOLA 2021	0	6.406	6.406

LISTA ESITO DELLE VOTAZIONE

Oggetto: Relazione sulla politica in materia di remunerazione e sui compensi corrisposti (I Sez.): politica in materia di remunerazione, FAVOREVOLI

Badge	Ragione Sociale	Proprio	Delega	Totale
**D	AMUNDI OBIETTIVO RISPARMIO 2022	0	1.123	1.123
**D	AMUNDI OBIETTIVO CRESCITA 2022	0	8.151	8.151
**D	AMUNDI OBIETTIVO RISPARMIO 2022 DUE	0	1.102	1.102
**D	AMUNDI OBIETTIVO CRESCITA 2022 DUE	0	8.385	8.385
**D	AMUNDI OBIETTIVO RISPARMIO 2022 TRE	0	974	974
**D	AMUNDI VALORE ITALIA PIR	0	120.000	120.000
**D	AMUNDI OBIETTIVO RISPARMIO 2022 QUATTRO	0	920	920
**D	AMUNDI ACCUMULAZIONE ITALIA PIR 2023	0	230.000	230.000
**D	MAN MULTI-STRATEGY MASTER FUND C/O MAN SOLUTIONS LPD	0	15	15
**D	MAN QUALIFYING INVESTOR FUNDS PLC-MAN GLG ELS MASTER QIF C/O GLG PARTNERS LP	0	67	67
**D	GLG EUROPEAN LONG-SHORTFUND C/O GLG PARTNERS LP	0	26	26
**D	MAN FUNDS XII SPC - MAN 1783 II SP MAPLES CORPORATE SERVICES LIMITED	0	3.723	3.723
**D	MAN GLG TOPAZ LIMITED C/O GLG PARTNERS LP	0	34	34
**D	AHL INSIGHT LIMITED	0	230	230
**D	NORGES BANK	0	874.152	874.152
**D	GOVERNMENT OF NORWAY	0	55.409.506	55.409.506
**B	JANA PASSIVE GLOBAL SHARE TRUST	0	129.923	129.923
**D	MLC INVESTMENTS, MLC LIMITED	0	202.581	202.581
**D	VICTORIAN SUPERANNUATION FUND	0	81.276	81.276
**D	CARE SUPER	0	324.814	324.814
**D	TASPLAN SUPERANNUATION FUND.	0	96.530	96.530
**D	EQUIPSUPER	0	162.628	162.628
**D	AUSTRALIAN NATIONAL UNIVERSITY	0	65.573	65.573
**D	KL EUROSTOK50 DB	0	47.431	47.431
**D	BAPTIST FOUNDATION OF TEXAS DBA HIGHGROUND ADVISORS	0	147.447	147.447
**D	BERESFORD FUNDS PLC - SETANTA INCOME OPPORTUNITIES FUND	0	17.699	17.699
**D	BRANDES INVESTMENT PARTNERS LP.	0	107	107
**D	CITY OF LOS ANGELES FIRE AND POLICE PENSION PLAN	0	2.047.920	2.047.920
**D	ASSET MANAGEMENT EXCHANGE UCITS CCF	0	3.292	3.292
**D	STICHTING PENSIOENFONDS ING	0	107.192	107.192
**D	LEGAL AND GENERAL CCF	0	5.641	5.641
**D	CAMPBELL PENSION PLANS MASTER RETIREMENT TRUST	0	65.909	65.909
**D	FRESNO COUNTY EMPLOYEES' RETIREMENT ASSOCIATION	0	71.063	71.063
**D	FIREMEN'S ANNUITY AND BENEFIT FUND OF CHICAGO	0	106.883	106.883
**D	SPARTAN GROUP TRUST FOR EMPLOYEE BENEFIT PLANS	0	900.930	900.930
**D	EDINBURGH PARTNERS GLOBAL OPPORTUNITY TRUST PLC	0	254.575	254.575
**D	FIREMEN'S RETIREMENT SYSTEM OF ST. LOUIS	0	33.261	33.261
**D	NTCC WELINGTON EUROPE, CONTRARIAN VALUE FUND	0	26.059	26.059
**D	NUCLEAR ELECTRIC INSURANCE LIMITED	0	209.736	209.736
**D	MICHELIN NORTH AMERICA INC. MASTER RETIREMENT TRUST	0	30.016	30.016
**D	USAA MASTER TRUST (PENSION AND RSP)	0	12.931	12.931
**D	BRANDES INTERNATIONAL EQUITY FUND	0	1.375.435	1.375.435
**D	IBM DIVERSIFIED GLOBAL EQUITY FUND	0	69.096	69.096

84573/1968

LISTA ESITO DELLE VOTAZIONE

Oggetto: Relazione sulla politica in materia di remunerazione e sui compensi corrisposti (I Sez.): politica in materia di remunerazione.
FAVOREVOLI

Badge	Ragione Sociale	Proprio	Delega	Totale
**D	NATIONAL WESTMINSTER BANK PLC AS TRUSTEE OF KES STRATEGIC INVESTMENT FUND	0	17.526	17.526
**D	EDINBURGH PARTNERS OPPORTUNITIES FUND PLC	0	39.719	39.719
**D	ELO MUTUAL PENSION INSURANCE COMPANY ELO MUTUAL PENSION INSURANCE COMPANY	0	688.346	688.346
**D	STICHTING HEINEKEN PENSIOENFONDS	0	185.358	185.358
**D	BT PENSION SCHEME LLOYDS CHAMBERS	0	5.585.453	5.585.453
**D	STICHTING PENSIOENFONDS SAGITTARIUS	0	91.864	91.864
**D	IBM PENSION PLAN	0	19.967	19.967
**D	THE BOARD OF THE PENSION PROTECTION FUND RENAISSANCE	0	120.465	120.465
**D	LOTHIAN PENSION FUND	0	1.120.111	1.120.111
**D	CHEVRON UK PENSION PLAN	0	25.074	25.074
**D	STRATHCLYDE PENSION FUND	0	3.258.194	3.258.194
**D	PUBLIC EMPLOYEES RETIREMENT ASSOCIATION OF COLORADO	0	2.462.701	2.462.701
**D	FUTURE FUND BOARD OF GUARDIANS FOR AND ON BEHALF OF THE MEDICAL RESEARCH FUTURE FUND	0	75.825	75.825
**D	FUTURE FUND BOARD OF GUARDIANS FOR AND ON BEHALF OF FUTURE FUND	0	529.441	529.441
**D	NORTHERN TRUST UCITS COMMON CONTRACTUAL FUND	0	1.079.919	1.079.919
**D	COLONIAL FIRST STATE INVESTMENT FUND 50	0	155.769	155.769
**D	COLONIAL FIRST STATE WHOLESALE INDEXED GLOBAL SHARE FUND	0	102.791	102.791
**D	MUNICIPAL EMPLOYEES' ANNUITY AND BENEFIT FUND OF CHICAGO	0	5.880	5.880
**D	UNITED NATIONS RELIEF AND WORKS AGENCY FOR PALESTINE REFUGEES IN THE NEAR EAST UNRWA HEADQUARTERS BAYADER WADI AL-SEER A	12.785	0	12.785
**D	ERIKA GLAZER	0	11.200	11.200
**D	US RETIREMENT TRUST	0	31.255	31.255
**D	RETIREMENT PLAN FOR CITY OF TAMPA GENERAL EMPLOYEES	0	48.262	48.262
**D	THOMAS L. WALTON FAMILY TRUST UAD 03/19/13	0	4.652	4.652
**D	WHEELS COMMON INVESTMENT FUND	0	21.272	21.272
**D	VIRGINIA C.MARS REVOCABLE TRUST DATED AUGUST 6, 1991	0	2.775	2.775
**D	SAMFORD UNIVERSITY PENSION PLAN TRUST	0	2.423	2.423
**D	HRW TESTAMENTARY TRUST NO. 7	0	20.813	20.813
**D	STEUART L. WALTON FAMILY TRUST UAD 3/19/13	0	9.673	9.673
**D	EXELON CORPORATION NUCLEAR DECOMMISSION TRUST - NON TAX QUALIFIED	0	2.291	2.291
**D	CLINTON NUCLEAR POWER PLANT QUALIFIED FUND CLINTON NUCLEAR POWER PLANT QUALIFIED FUND	0	5.909	5.909
**D	DAUGHTERS OF CHARITY OF ST VINCENT DE PAUL PROVINCE OF THE WEST	0	66.865	66.865
**D	CITY OF AUSTIN EMPLOYEES RETIREMENT SYSTEM	0	3.998	3.998
**D	CULTURAL INSTITUTIONS PENSION PLAN TRUST CULTURAL INSTITUTIONS RETIREMENT SYSTEM	0	12.867	12.867
**D	DOMINION RESOURCES INC. MASTER TRUST	0	113.965	113.965
**D	JOSHUA GREEN CORPORATION 1425	0	4.035	4.035
**D	FUNDO DE PENSÕES ALAMEDA DE CARLOS D' ASSUMECÃO	0	29.766	29.766
**D	TRUST FOR THE PENSION PLAN OF THE CHUBB CORPORATION	0	79.689	79.689
**D	CYSTIC FIBROSIS FOUNDATION	0	96.839	96.839
**D	ARVEST FOUNDATION	0	1.361	1.361
**D	BECHTEL NR PROGRAM PENSION MASTER TRUST	0	24.315	24.315
**D	LFW INVESTMENTS LLC	0	217.700	217.700
**D	GUIDESTONE FUNDS INTERNATIONAL EQUITY FUND	0	661.812	661.812

LISTA ESITO DELLE VOTAZIONE

Oggetto: Relazione sulla politica in materia di remunerazione e sui compensi corrisposti (I Sez.): politica in materia di remunerazione.
FAVOREVOLI

Badge	Ragione Sociale	Proprio	Delega	Totale
**D	MASTER TRUST AGREEMENT BETWEEN PFIZER INC AND THE NORTHERN TRUST COMPANY	0	764.399	764.399
**D	OLIN PENSION PLANS MASTER RETIREMENT TRUST	0	21.034	21.034
**D	NNPP CONTRACTOR DB MASTER TRUST	0	180.801	180.801
**D	NEW CHURCH INVESTMENT FUND	0	2.696	2.696
**D	JCW 1987 ARTICLE II DESC TRUST FBO JMW DED 1/1/2012	0	1.102	1.102
**D	ALICE A PROIETTI FAMILY TRUST UAD 09/27/13	0	5.374	5.374
**D	JCW 1987 ARTICLE II DESC TRUST FBO TLW	0	1.080	1.080
**D	HONG KONG SAR GOVERNMENT EXCHANGE FUND	0	3.463.213	3.463.213
**D	BEAT DRUGS FUND ASSOCIATION	0	3.668	3.668
**D	HOSPITAL AUTHORITY PROVIDENT FUND SCHEME	0	341.238	341.238
**D	PUBLIC PENSION AGENCY	0	628.856	628.856
**D	PUBLIC PENSION AGENCY	0	657.063	657.063
**D	PLURIBUS LABS GLOBAL CORE EQUITY MASTER FUND LP	0	1.127	1.127
**D	BRANDES GLOBAL EQUITY INCOME FUND	0	2.589	2.589
**D	BRANDES GLOBAL EQUITY FUND	0	305.548	305.548
**D	BRANDES COMMON CONTRACTUAL FUND	0	756.241	756.241
**D	RPE GLOBAL EQUITY SUB FUND	0	1.543.808	1.543.808
**D	OVERSTONE FUND PLC	0	1.854.403	1.854.403
**D	IIA CLI FUND 2011	0	22.083	22.083
**D	ORIZABA, LP	0	17.955	17.955
**D	OMEGA FFIP LIMITED PARTNERSHIP	0	574	574
**D	BZA HOLDINGS, LLC	0	1.023	1.023
**D	LTH GROUP HOLDINGS, LLC	0	161.739	161.739
**D	LEHMAN-STAMM FAMILY PARTNERS LLC LEHMAN-STAMM FAMILY PARTNERS LLC	0	891	891
**D	LEGAL AND GENERAL MSCI EAFE FUND LLC	0	252.312	252.312
**D	LAKE AVENUE INVESTMENTS LLC	0	92.703	92.703
**D	THE JBUT MASTER INVESTMENT PARTNERS HIP LLP C/O JACOBUS WEALTH MANAGEMENT	0	34.728	34.728
**D	NTGI-QM COMMON DAILY EAFE INDEX FUND - NON LENDING	0	257.033	257.033
**D	801 INVESTMENTS LLC	0	119.100	119.100
**D	PRO-GEN INVESTMENTS LLC	0	35.740	35.740
**D	MALACHITE 35 TRUST	0	6.068	6.068
**D	SHIMODA HOLDINGS, LLC	0	2.301	2.301
**D	FCM INTERNATIONAL LLC	0	8.743	8.743
**D	NTGI-QM COMMON DAILY ALL COUNTRY WORLD EX-US INVESTABLE MARKET INDEX FUND - NON LENDING	0	75.546	75.546
**D	MA 94 B SHARES, LP	0	93.687	93.687
**D	RDM LIQUID LLC	0	39.122	39.122
**D	CINCY SPRINGS, LLC	0	39.959	39.959
**D	SENTINEL INTERNATIONAL FUND	0	36.194	36.194
**D	SALIX, LLC	0	11.130	11.130
**D	SLW PORTFOLIO, LPS	0	83.683	83.683
**D	LEGAL AND GENERAL ASSURANCE SOCIETY LIMITED	0	188.062	188.062
**D	WAM INVESTMENTS, LLC	0	7.382	7.382
**D	GLOBAL BOND FUND WAYEROSSE INC	0	232.015	232.015

84573/1970

84573/1971

LISTA ESITO DELLE VOTAZIONE

Oggetto: Relazione sulla politica in materia di remunerazione e sui compensi corrisposti (I Sez.): politica in materia di remunerazione.

FAVOREVOLI

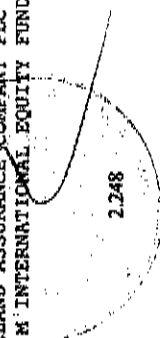
Badge	Ragione Sociale	Proprio	Delega	Totale
**D	MS FUND LP	0	32.869	32.869
**D	SIM GLOBAL BALANCED TRUST	0	2.291	2.291
**D	THYSSEN GLOBAL INVESTMENTS CORP	0	1.376	1.376
**D	INTERNATIONAL EXPATRIATE BENEFIT MASTER TRUST	0	12.050	12.050
**D	THE HARRY L. BRADLEY JR. TRUSTS MASTER INVESTMENT PARTNERSHIP LLP C/O JACOBUS WEALTH MANAGEMENT	0	9.217	9.217
**D	LEGAL AND GENERAL EUROPEAN EQUITY INCOME FUND	0	759.000	759.000
**D	BETTER BE GOOD, LLC	0	2.516	2.516
**D	CARNELIAN INVESTMENT MANAGEMENT LLC	0	47.461	47.461
**D	CHCP GLOBAL SECURITIES LP	0	1.235	1.235
**D	EVA VALLEY MAI LLC	0	17.102	17.102
**D	LEGG MASON QS INVESTORS GLOBAL RESPONSIBLE INVESTMENT FUND	0	1.491	1.491
**D	FISHER INVESTMENTS TRUST	0	63.245	63.245
**D	DYNASTY INVEST, LTD	0	4.959	4.959
**D	DELFINCO LP	0	16.034	16.034
**D	CHESS INTERNATIONAL PROPERTIES, LTD.	0	2.023	2.023
**D	NTGI - OM COMMON DAILY ALL COUNTRY WORLD EX-US EQUITY INDEX FUND - LENDING	0	140.779	140.779
**D	NTCC COLLECTIVE FUNDS FOR GRANTOR TRUST	0	16.075	16.075
**D	K INVESTMENTS SH LIMITED	0	382.367	382.367
**D	LEGAL AND GENERAL DEVELOPED MULTI-FACTOR SL FUND LLC	0	28.310	28.310
**D	RTGI-OM COMMON DAILY EAFE INDEX FUND - LENDING	0	205.383	205.383
**D	PERMANENT FUND INVESTMENTS LLC	0	18.796	18.796
**D	BRANDES INSTITUTIONAL EQUITY TRUST	0	1.045.186	1.045.186
**D	ASCENSION ALPHA FUND, LLC	0	11.484	11.484
**D	UNITED NATIONS JOINT STAFF PENSION FUND	0	1.700.000	1.700.000
**D	INTERNATIONAL MONETARY FUND STAFF RETIREMENT PLAN	0	7.956	7.956
**D	INTERNATIONAL MONETARY FUND STAFF RETIREMENT PLAN 700	0	43.974	43.974
**D	THE PUBLIC INSTITUTION FOR SOCIAL SECURITY	0	431.454	431.454
**D	THE PUBLIC INSTITUTION FOR SOCIAL SECURITY	0	95.138	95.138
**D	THE PUBLIC INSTITUTION FOR SOCIAL SECURITY	0	129.882	129.882
**D	INTERNATIONAL MONETARY FUND RETIRED STAFF BENEFITS INVESTMENT ACCOUNT 700	0	10.147	10.147
**D	MASTER TRUST FOR CERTAIN TAX-QUALIFIED BECHTEL RETIREMENT PLANS QUALIFIED BECHTEL RETIREMENT PLANS	0	0	0
	56.348			
**D	NATIONAL COUNCIL FOR SOCIAL SEC FUND	0	5.214	5.214
**D	NATIONAL COUNCIL FOR SOCIAL SECURITY FUND.	0	35.008	35.008
**D	NATIONAL COUNCIL FOR SOCIAL SECURITY FUND.	0	35.894	35.894
**D	NAGEE ANN POLYTECHNIC	0	694	694
**D	NATIONAL COUNCIL FOR SOCIAL SEC FUND	0	155.178	155.178
**D	NATIONAL COUNCIL FOR SOCIAL SEC FUND	0	495.925	495.925
**D	FIDELITY SALEM STREET TRUST FIDELITY SERIES GLOBAL EX U.S. INDEX FUND	0	1.778.371	1.778.371
**D	FIDELITY SALEM STREET TRUST: FIDELITY FLEX INTERNATIONAL INDEX FUND	0	53.340	53.340
**D	FISHER INVESTMENTS GLOBAL FUNDAL RETURN UNIT TRUST FUND	0	1.609	1.609
**D	HALIFAX REGIONAL MUNICIPALITY MASTER TRUST	0	1.072	1.072
**D	PUBLIC SECTOR PENSION INVESTMENT BOARD	0	1.387.606	1.387.606

LISTA ESITO DELLE VOTAZIONE

Oggetto: Relazione sulla politica in materia di remunerazione e sui compensi corrisposti (1 Sez.): politica in materia di remunerazione. FAVOREVOLI

Badge	Regione Sociale	Proprio	Delega	Totale
**D	MICHELIN NORTH AMERICA (CANADA) INC. MASTER TRUST	0	63	63
**D	HAGFORS LIMITED HE R AND H TRUST COMPANY LTD	0	21.553	21.553
**D	STICHTING BIJZIE SKY LIQUID ASSET FUNDS	0	289.162	289.162
**D	NEW ZEALAND SUPERANNUATION FUND	0	295.318	295.318
**D	STATE UNIVERSITIES RETIREMENT SYSTEM	0	234.930	234.930
**D	MERCER PASSIVE INTERNATIONAL SHARES FUND	0	87.821	87.821
**D	ARIA CO PTY LTD AS TRUSTEE FOR COMBINED INVESTMENTS FUND	0	922.334	922.334
**D	COMMONWEALTH SUPERANNUATION CORPORATION AS TRUSTEE FOR ARIA INVESTMENTS TRUST	0	134.260	134.260
**D	MERCER OSS TRUST	0	13.458	13.458
**D	LORD MAYORS CHARITABLE FUND	0	2.062	2.062
**D	QUEENSLAND INVESTMENT TRUST NO. 2	0	91.200	91.200
**D	QIC INTERNATIONAL EQUITIES FUND	0	71.155	71.155
**D	GOVERNMENT EMPLOYEES SUPERANNUATION BOARD	0	81.540	81.540
**D	DODDINGTON GLOBAL FUND LLC	0	161.482	161.482
**D	GOVERNMENT EMPLOYEES SUPERANNUATION BOARD	0	363.431	363.431
**D	TYCO ELECTRONICS CORPORATION RETIREMENT SAVINGS AND INVESTMENT PLAN	0	19.553	19.553
**D	SAMFORD UNIVERSITY	0	3.436	3.436
**D	S. ROBSON WALTON 1999 CHILDRENS TRUST	0	4.180	4.180
**D	NTCC COLLECTIVE FUNDS FOR EMPLOYEE BENEFIT TRUSTS	0	778.008	778.008
**D	TRINITY COLLEGE CAMBRIDGE	0	14.300	14.300
**D	THE TRUSTEES OF THE HENRY SMITH CHARITY	0	55.143	55.143
**D	HRW TESTAMENTARY TRUST NO. 6	0	18.871	18.871
**D	WALTON FAMILY FOUNDATION INC	0	245.679	245.679
**D	HRW TESTAMENTARY TRUST NO. 2	0	36.076	36.076
**D	HRW TESTAMENTARY TRUST NO. 8	0	13.426	13.426
**D	HRW TESTAMENTARY TRUST NO. 9	0	12.646	12.646
**D	HRW TESTAMENTARY TRUST NO. 1	0	10.542	10.542
**D	HRW TESTAMENTARY TRUST NO. 10	0	26.454	26.454
**D	HRW TRUST NO 4 UAD 01/17/03	0	35.984	35.984
**D	HRW TESTAMENTARY TRUST NO. 12	0	24.284	24.284
**D	PRESBYTERIAN CHURCH (USA) FOUNDATION	0	21.551	21.551
**D	NORTHERN TRUST GLOBAL INVESTMENTS COLLECTIVE FUNDS TRUST	0	6.129.405	6.129.405
**D	FORD MOTOR COMPANY DEFINED BENEFIT MASTER TRUST	0	86.587	86.587
**D	FLORIDA COLLEGE SAVINGS PROGRAM	0	3.410	3.410
**D	EXELON PEACH BOTTOM UNIT 1 QUALIFIED FUND 10	0	1.985	1.985
**D	EXELON FITZPATRICK QUALIFIED FUND	0	12.298	12.298
**D	CATERPILLAR INC. GROUP INSURANCE PLAN TRUST	0	9.135	9.135
**D	CENTRALINK, INC. DEFINED CONTRIBUTION PLAN MASTER TRUST	0	118.617	118.617
**D	CATERPILLAR INC MASTER RETIREMENT TRUST	0	161.300	161.300
**D	OWENS CORNING DEFINED BENEFIT MASTER TRUST	0	15.417	15.417
**D	NORTHERN FUNDS - INTERNATIONAL EQUITY INDEX FUND	0	854.409	854.409
**D	NEW IRELAND ASSURANCE COMPANY PLC	0	1.426.042	1.426.042
**D	ACTIVE M INTERNATIONAL EQUITY FUND	0	267.136	267.136

80/40/1972



84573 1973

LISTA ESITO DELLE VOTAZIONE

Oggetto: Relazione sulla politica in materia di remunerazione e sui compensi corrisposti (I Sez.): politica in materia di remunerazione. FAVOREVOLI


Badge	Ragione Sociale	Proprio	Delega	Totale
**D	MICHIGAN CATHOLIC CONFERENCE	0	3.823	3.823
**D	LOCKHEED MARTIN CORPORATION MASTER RETIREMENT TRUST	0	184.379	184.379
**D	COMMONWEALTH OF MASSACHUSETTS EMPLOYEES DEFERRED COMPENSATION PLAN	0	86.250	86.250
**D	MICHIGAN CATHOLIC CONFERENCE MASTER PENSION TRUST	0	8.267	8.267
**D	STATE OF IDAHO ENDOWMENT FUND INVESTMENT BOARD	0	108.130	108.130
**D	JTW TRUST NO. 2 UAD 9/19/02	0	11.424	11.424
**D	JTW TRUST NO. 4 UAD 9/19/02	0	16.255	16.255
**D	JTW TRUST NO. 1 UAD 9/19/02	0	8.181	8.181
**D	JTW TRUST NO. 3 UAD 9/19/02	0	12.024	12.024
**D	JTW TRUST NO. 5 UAD 9/19/02	0	7.575	7.575
**D	JOHN T WALTON FAMILY TRUST	0	21.689	21.689
**D	AON PENSION PLAN TRUST AON CORPORATION	0	11.925	11.925
**D	ALM 2010 FAMILY TRUST ALICE WALFONC/O WALTON ENTERPRISES LLC	0	132.450	132.450
**D	THE BOEING COMPANY EMPLOYEE SAVINGS PLANS MASTER TRUST	0	221.886	221.886
**D	ACORN 1998 TRUST	0	2.651	2.651
**D	HRW TESTAMENTARY TRUST NO 3	0	19.529	19.529
**D	HRW TRUST NO 1 UAD 01/17/03	0	26.582	26.582
**D	HRW TESTAMENTARY TRUST NO. 11	0	22.762	22.762
**D	HRW TESTAMENTARY TRUST NO 4	0	9.994	9.994
**D	HRW TESTAMENTARY TRUST NO 5	0	11.377	11.377
**D	BRANDES INVESTMENT PARTNERS, LP 401(K) PLAN	0	67.951	67.951
**D	MILTON HERSHEY SCHOOL TRUST	0	18.060	18.060
**D	MONDRIAN ALL COUNTRIES WORLD EX-US EQUITY FUND LP	0	1.725.594	1.725.594
**D	CITY OF LOS ANGELES FIRE AND POLICE PENSION PLAN	0	201.118	201.118
**D	ILLINOIS MUNICIPAL RETIREMENT FUND	0	1.202.675	1.202.675
**D	ILLINOIS MUNICIPAL RETIREMENT FUND	0	1.127.565	1.127.565
**D	MERCY INVESTMENT SERVICES INC	0	1	1
**D	MARSH AND MCLENNAN MASTER RETIREMENT TRUST	0	105.790	105.790
**D	MONDRIAN INTERNATIONAL EQUITY FUND L.P.	0	6.131.216	6.131.216
**D	NISSAN NORTH AMERICA INC. EMPLOYEE RETIREMENT PLAN MASTER TRUST	0	16.159	16.159
**D	NEW YORK STATE NURSES ASSOCIATION PENSION PLAN	0	113.310	113.310
**D	GUIDESTONE FUNDS INTERNATIONAL EQUITY INDEX FUND	0	137.591	137.591
**D	GENERAL PENSION AND SOCIAL SECURITY AUTHORITY GPSSA	0	89.865	89.865
**D	CHEVRON MASTER PENSION TRUST	0	102.390	102.390
**D	FLORIDA PREPAID COLLEGE PROGRAM	0	219.986	219.986
**D	STICHTING INSTITUUT GAK	0	11.843	11.843
**D	EAST BAY MUNICIPAL UTILITY DISTRICT	0	153.630	153.630
**D	CITY OF MILWAUKEE EMPLOYEES RETIREMENT SYSTEM	0	661.117	661.117
**D	CENTURYLINK, INC. DEFINED BENEFIT MASTER TRUST	0	99.939	99.939
**D	WYOMING RETIREMENT SYSTEM	0	6.290	6.290
**D	WYOMING RETIREMENT SYSTEM	0	24.035	24.035
**D	UTAH STATE RETIREMENT SYSTEMS	0	126.817	126.817
**D	SALT RIVER PIMA-MARICOPA INDIAN COMMUNITY	0	76.260	76.260

LISTA ESITO DELLE VOTAZIONE

Oggetto: Relazione sulla politica in materia di remunerazione e sui compensi corrisposti (1 Sez.): politica in materia di remunerazione. FAVOREVOLI

Badge	Ragione Sociale	Proprio	Delega	Totale
**D	NATIONAL WESTMINSTER BANK PLC AS TRUSTEE OF STONEHAGE FLEMING UK EQUIT Y INCOME FUND	0	7.255	7.255
**D	FORD MOTOR COMPANY OF CANADA, LIMITED PENSION TRUST	0	15.850	15.850
**D	WORKPLACE HEALTH SAFETY AND COMPENSATION COMMISSION OF NEW BRUNSWICK	0	92.427	92.427
**D	PEPSICO, INC. MASTER TRUST	0	356.392	356.392
**D	PEPSICO CANADA ULC MASTER TRUST	0	115.017	115.017
**D	CFSEU PENSION PLAN TRUST FUND	0	19.224	19.224
**D	LEGAL AND GENERAL GLOBAL EQUITY INDEX FUND	0	10.003	10.003
**D	LEGAL AND GENERAL FUTURE WORLD EQUITY FACTORS INDEX FUND	0	18.330	18.330
**D	LEGAL AND GENERAL FUTURE WORLD ESG DEVELOPED INDEX FUND	0	972	972
**D	LEGAL AND GENERAL EUROPEAN INDEX TRUST	0	1.445.474	1.445.474
**D	LEGAL AND GENERAL INTERNATIONAL INDEX TRUST	0	171.026	171.026
**D	STATE STREET GLOBAL ADVISORS GROSS ROLL UP UNIT TRUST	0	57.152	57.152
**D	OKLAHOMA PUBLIC EMPLOYEES RETIREMENT SYSTEM	0	804.165	804.165
**D	OXYSTER CREEK ENVIRONMENTAL PROTECTION LLC QUALIFIED NUCLEAR DECOMMISS IONING TRUST	0	7.694	7.694
**D	PAYLA CARR	0	102.522	102.522
**D	PAVILION INTERNATIONAL FOCUSED EQUITY POOL	0	11.301	11.301
**D	BLACKROCK AUTHORISED CONTRACTUAL SCHEME I	0	1.946.258	1.946.258
**D	RAMI PARTNERS, LLC	0	146.764	146.764
**D	LEGAL AND GENERAL AUTHORISED CONTRACTUAL SCHEME	0	1.852	1.852
**D	LEGAL AND GENERAL ICAY	0	63.934	63.934
**D	BRITISH COLUMBIA INVESTMENT MANAGEMENT CORPORATION	0	101.657	101.657
**D	STATE TEACHERS RETIREMENT SYSTEM OF OHIO	0	848.600	848.600
**D	STATE TEACHERS RETIREMENT SYSTEM OF OHIO	0	1.086.705	1.086.705
**D	BANCO NACIONAL DE PANAMA, ACTING AS TRUSTEE OF THE FIDEICOMISO DE FONDO DE AHORRO DE PANAMA	0	9.772	9.772
**D	IGPS CENTRAL AUTHORISED CONTRACTUAL SCHEME	0	335.700	335.700
**D	BORDER TO COAST AUTHORISED CONTRACTUAL SCHEME	0	150.220	150.220
**D	UBS COMMON CONTRACTUAL FUND	0	706	706
**D	QSUPER	0	36.999	36.999
**D	BLACKROCK UCITS CCF. BLACKROCK ASSET MANAGEMENT IRELAND LIMITED	0	168.689	168.689
**D	INTERNATIONAL BANK FOR RECONSTRUCTION AND DEVELOPMENT ON BEHALF OF THE WORLD BANK GROUP TRUST FUNDS	0	0	12.037
**D	CLEARWATER INTERNATIONAL FUND	0	4.500	4.500
**D	KOMMUNAL LANDSPENSJONSKASSE GJENSIDIG FORSIKRINGSSELSKAP	0	142.124	142.124
**D	VERDIPAPIRFONDET KLP AKSJEUROPA INDEKS 1	0	141.057	141.057
**D	VERDIPAPIRFONDET KLP AKSJEGLOBAL INDEKS 1	0	329.111	329.111
**D	UNIVEST	0	290.496	290.496
**D	STICHTING BEDRIJFSTAKPENSIOENFONDS VOOR HET SCHOOONAAK EN GLAZENWASSER SBEDRIJF	0	113.519	113.519
**D	STICHTING BEDRIJFSTAKPENSIOENFONDS VOOR HET BEROEPSVERVOER OVER DE WEG	0	1.034.724	1.034.724
**D	FORBIDE AP-FONDEN	0	154.828	154.828
**D	STOREBRAND SICAV	0	7.121	7.121
**D	MORTHERN TRUST UCITS EQR FUND	0	470.594	470.594
**D	ANDRA AP-FONDEN	0	10.389	10.389
**D	ROBECO INSTITUTIONAL UMBRELLA FUND	0	339.849	339.849

84573/1976



LISTA ESITO DELLE VOTAZIONE

Oggetto: Relazione sulla politica in materia di remunerazione e sui compensi corrisposti (1 Sez.): politica in materia di remunerazione.

FAVOREVOLI

Badge	Ragione Sociale	Proprio	Delega	Totale
**D	RBC PRIVATE OVERSEAS EQUITY FUND	0	89.968	89.968
**D	DANSKE INVEST SICAV GLOBAL INDEX	0	181.464	181.464
**D	INVESTING	0	115.038	115.038
**D	VONTOBEL ASSET MANAGEMENT S.A	0	133.126	133.126
**D	UNIVERSE THE CMI CONTINEN. EUROPEANEQUITY	0	240.769	240.769
**D	VONTOBEL FUND (CH) - VESCORE GLOBALEQUITY MULTIFACTOR OLIVIER SCHALBETTER VONTOBEL FONDS SERVICES AG	0	0	3.172
**D	3.172			
**D	PIRNACLE ICAV	0	153.711	153.711
**D	SAN MATEO COUNTY EMPLOYEES' RETIREMENT ASSOCIATION	0	313.491	313.491
**D	SL MFS LOW VOL GLOB EQ FD	0	12.524	12.524
**D	STATES OF GUERNSEY SUPERANNUATION FUND	0	114.553	114.553
**D	STATES OF GUERNSEY SUPERANNUATION FUND	0	3.946	3.946
**D	CMLA INDEXED GLOBAL SHARE FUND	0	16.912	16.912
**D	LEGAL AND GENERAL ASSURANCE PENSIONS MANAGEMENT LIMITED	0	90.590	90.590
**D	IRISH LIFE ASSURANCE.	0	10.550	10.550
**D	IRISH LIFE ASSURANCE.	0	10.999	10.999
**D	IRISH LIFE ASSURANCE.	0	50.392	50.392
**D	IRISH LIFE ASSURANCE.	0	813.695	813.695
**D	IRISH LIFE ASSURANCE PLC	0	696.632	696.632
**D	ILA-LA WORLD ESG SCREENED FUND	0	21.773	21.773
**D	IRISH LIFE ASSURANCE PLC	0	969.427	969.427
**D	CANADA LIFE ASSURANCE EUROPE LIMITED	0	1.438.025	1.438.025
**D	OVERSTONE UCITS FUND PLC	0	72.968	72.968
**D	THE DFA INTERNATIONAL VALUE SERIES A	0	3.426.705	3.426.705
**D	ZURICH LIFE ASSURANCE PLC	0	982.858	982.858
**D	OLD MUTUAL GLOBAL INVESTORS	0	8.226	8.226
**D	CF SIL ATF CMLA INTERNATIONAL SHARE FUND	0	31.515	31.515
**D	LEGAL AND GENERAL ASSURANCE PENSIONS MANAGEMENT LIMITED	0	272.246	272.246
**D	LEGAL AND GENERAL ASSURANCE PENSIONS MANAGEMENT LIMITED	0	2.292	2.292
**D	LEGAL AND GENERAL ASSURANCE PENSIONS MANAGEMENT LIMITED	0	21.316	21.316
**D	LEGAL AND GENERAL ASSURANCE PENSIONS MANAGEMENT LIMITED	0	5.893	5.893
**D	LEGAL AND GENERAL ASSURANCE PENSIONS MANAGEMENT LIMITED	0	14.015	14.015
**D	LEGAL AND GENERAL ASSURANCE PENSIONS MANAGEMENT LIMITED	0	7.156.953	7.156.953
**D	LEGAL AND GENERAL ASSURANCE PENSIONS MANAGEMENT LIMITED	0	116.486	116.486
**D	LEGAL AND GENERAL ASSURANCE PENSIONS MANAGEMENT LIMITED	0	520.465	520.465
**D	LEGAL AND GENERAL ASSURANCE PENSIONS MANAGEMENT LIMITED	0	406.966	406.966
**D	LEGAL AND GENERAL ASSURANCE PENSIONS MANAGEMENT LIMITED	0	94.125	94.125
**D	LEGAL AND GENERAL ASSURANCE PENSIONS MANAGEMENT LIMITED	0	17.549	17.549
**D	LEGAL AND GENERAL ASSURANCE PENSIONS MANAGEMENT LIMITED	0	211.355	211.355
**D	LEGAL AND GENERAL ASSURANCE PENSIONS MANAGEMENT LIMITED	0	30.347	30.347
**D	LEGAL AND GENERAL ASSURANCE PENSIONS MANAGEMENT LIMITED	0	5.792	5.792
**D	LEGAL AND GENERAL ASSURANCE PENSIONS MANAGEMENT LIMITED	0	4.442	4.442
**D	LEGAL AND GENERAL ASSURANCE PENSIONS MANAGEMENT LIMITED	0	15.917	15.917

LISTA ESITO DELLE VOTAZIONE

Oggetto: Refazione sulla politica in materia di remunerazione e sui compensi corrisposti (1 Sez.): politica in materia di remunerazione. FAVOREVOLI

Badge	Regione Sociale	Proprio	Delega	Totale
**D	LEGAL AND GENERAL ASSURANCE PENSIONS MANAGEMENT LIMITED	0	2.878	2.878
**D	SUMMIT INVESTMENT FUNDS PLC IRISH LIFE INVESTMENT MANAGERS	0	57.276	57.276
**D	LEGAL AND GENERAL ASSURANCE PENSIONS MANAGEMENT LIMITED	0	66.403	66.403
**D	LEGAL AND GENERAL ASSURANCE PENSIONS MANAGEMENT LIMITED	0	40.579	40.579
**D	LEGAL AND GENERAL ASSURANCE PENSIONS MANAGEMENT LIMITED	0	59.622	59.622
**D	LEGAL AND GENERAL ASSURANCE PENSIONS MANAGEMENT LIMITED	0	72.725	72.725
**D	LEGAL AND GENERAL ASSURANCE PENSIONS MANAGEMENT LIMITED	0	154.364	154.364
**D	LEGAL AND GENERAL INVESTMENT MANAGEMENT	0	72.620	72.620
**D	LEGAL AND GENERAL ASSURANCE PENSIONS MANAGEMENT LIMITED	0	18.743	18.743
**D	LEGAL AND GENERAL ASSURANCE PENSIONS MANAGEMENT LIMITED	0	119.930	119.930
**D	LEGAL AND GENERAL ASSURANCE PENSIONS MANAGEMENT LIMITED	0	108.169	108.169
**D	LEGAL AND GENERAL ASSURANCE PENSIONS MANAGEMENT LIMITED	0	68.538	68.538
**D	LEGAL AND GENERAL ASSURANCE PENSIONS MANAGEMENT LIMITED	0	1.234.452	1.234.452
**D	CITITRUST LTD	0	7.025	7.025
**D	LEGAL AND GENERAL ASSURANCE PENSIONS MANAGEMENT LIMITED	0	106.300	106.300
**D	MANULIFE GLOBAL FUND.	0	115.614	115.614
**D	REGON CUSTODY B.V	0	5.638	5.638
**D	REGON CUSTODY B.V	0	277.988	277.988
**D	THE NOMURA TRUST AND BANKING CO LTD	0	139.816	139.816
**D	THE NOMURA TRUST AND BANKING CO LTD	0	5.286	5.286
**D	SUMMIT MUTUAL FUNDS PUBLIC LIMITED COMPANY IRISH LIFE INVESTMENT MANAGERS	0	34.909	34.909
**D	BRESFORD FUNDS PLC	0	692.598	692.598
**D	CFSIL - COMMONWEALTH GLOBAL SHARE FUND 22	0	534.529	534.529
**D	CFSIL - COMMONWEALTH GLOBAL SHARE FUND 23	0	164.605	164.605
**D	STICHTING PGM DEPOSITARY	0	1.994.944	1.994.944
**D	STICHTING PGM DEPOSITARY	0	400.981	400.981
**D	INTERNATIONAL EQUITIES FUND	0	22.511	22.511
**D	NATIONAL COUNCIL FOR SOCIAL SECURITY FUND.	0	47.794	47.794
**D	REGON CUSTODY B.V.	0	127.263	127.263
**D	CFSIL - COLONIAL FIRST STATE GLOBAL ASSET MANAGEMENT MULTI SECTOR TRUST 1	0	978	978
**D	SDA INTL EQUITY INDEX FD-WORLD	0	66.132	66.132
**D	CBOSC-CBGS-WGSS07	0	48.761	48.761
**D	JANUS HENDERSON CAPITAL FUNDS PLC	0	645	645
**D	CBOSC ATF CW BK GRP SUP WGSS08	0	59.104	59.104
**D	JOHN HANCOCK VARIABLE INSURANCE TRUST INTERNATIONAL EQUITY INDEX TRUST	0	98.316	98.316
**D	LEGAL AND GENERAL COLLECTIVE INVESTMENT TRUST..	0	864	864
**D	LEGAL AND GENERAL COLLECTIVE INVESTMENT TRUST..	0	5.580	5.580
**D	LEGAL AND GENERAL COLLECTIVE INVESTMENT TRUST..	0	574.326	574.326
**D	CFSIL RE COLONIAL FIRST STATE INVESTMENT FUND 10	0	119.737	119.737
**D	VICTORY MARKET NEUTRAL INCOME FUND	0	32.924	32.924
**D	NEUBURG NOMINEES LIMITED INVESTORS WHOLESale GLOBAL EQUITY (INDEX) TRUST	0	109.225	109.225
**D	LATVIJAS BANKA	0	30.160	30.160
**D	JOHN HANCOCK FUNDS II INTERNATIONAL STRATEGIC EQUITY ALLOCATION FUND	0	26.321	26.321

84573/1916

84573 1947

LISTA ESITO DELLE VOTAZIONE

Oggetto: Relazione sulla politica in materia di remunerazione e sui compensi corrisposti (1 Sez.): politica in materia di remunerazione. FAVOREVOLI

Badge	Ragione Sociale	Proprio	Delega	Totale
**D	MACQUARIE MULTI FACTOR FUND	0	40.208	40.208
**D	HOSTPLUS POOLED SUPERANNUATION TRUST	0	51.043	51.043
**D	VICTORYSHARES DEVELOPED ENHANCED VOLATILITY WTD INDEX ETF	0	4.926	4.926
**D	VICTORYSHARES INTERNATIONAL VOLATILITY WTD INDEX ETF	0	143	143
**D	CITITRUST LIMITED AS TRUSTEE OF BLACKROCK PREMIER FUNDS-BLACKROCK WORLD EQUITY INDEX FUND	0	16.174	16.174
**D	VICTORYSHARES INTERNATIONAL HIGHDIV VOLATILITY WTD INDEX ETF	0	64.565	64.565
**D	INVESCO POOLED INVESTMENT FUND-GLOBAL STRATEGIC EQUITY FUND	0	5.864	5.864
**D	WARMAN INVESTMENTS PTY LIMITED	0	22.969	22.969
**D	STICHTING PGM DEPOSITARY	0	1.053.812	1.053.812
**D	STICHTING ALGEMEN PENSIOENFONDS	0	96.298	96.298
**D	COLONIAL FIRST STATE INVESTMENT FUND.	0	53.709	53.709
**D	APIAN ASSET MANAGEMENT	0	351.866	351.866
**D	ABERDEEN INVESTMENT FUNDS UK ICVC II - ABERDEEN EUROPEAN EQUITY TRACKER FUND	0	26.403	26.403
**D	USAA INTERNATIONAL FUND	0	669.990	669.990
**D	VICTORYSHARES USAA MSCI INTERNATIONAL VALUE MOMENTUM ETF	0	64.270	64.270
**D	LEGAL AND GENERAL COLLECTIVE INVESTMENT TRUST.	0	4.984	4.984
**D	TIMOTHY PLAN INTERNATIONAL ETF.	0	8.522	8.522
**D	SUN LIFE MFS GLOBAL TOTAL RETURN FUND SUN LIFE GLOBAL INVESTMENTS (CANADA) INC	0	281.194	281.194
**D	INTERNATIONAL RESEARCH EQUITY EXTENDED MASTER FUND (CAYMAN) L.P. C/O INTERTRUST CORP SVCS (CAYMAN) LTD	0	194.409	194.409
**D	STATERA MASTER INVESTORS (CAYMAN) L.P.	0	151	151
**D	PANAGORA ASSET MANAGEMENT INC.	0	98	98
**D	PANAGORA ASSET MANAGEMENT INC	0	383	383
**D	STOCK SELECTOR GLOBAL EQUITY INCUBATOR	0	261	261
**D	TWO SIGMA EQUITY SPECTRUM PORTFOLIO - EUR A/C MSEP	0	364	364
**D	GOTHAM CAPITAL V LLC	0	145	145
**D	CORECOMMODITY MANAGEMENT - FOUNDERS ABSOLUTE RETURN MASTER FUND LTD, C/O DMS CORPORATE SERVICES LTD	0	1.879	1.879
**D	6.240	0	6.240	6.240
**D	THE MANANITA FOUNDATION C/O SKP LLP	0	12.358	12.358
**D	VIA RAIL CANADA INC MASTER TRUST 3	0	23.793	23.793
**D	RBC QUBE LOW VOLATILITY ALLOCOUNTRY WORLD EQUITY FUND	0	7.967	7.967
**D	RBC QUBE LOW VOLATILITY GLOBAL EQUITY FUND	0	801.711	801.711
**D	SL MFS LOW VOL INFL EQ FD	0	2.710	2.710
**D	THE TM OVERSTONE UCITS EQUITY INCOME FUND	0	324.698	324.698
**D	SUN LIFE MFS MONTHLY INCOME FUND	0	10.707	10.707
**D	TRANSAMERICA LIFE INSURANCE COMPANY	0	22.075	22.075
**D	CWB ONYK GLOBAL EQUITY FUND	0	35.589	35.589
**D	NBIMC EAFE EQUITY INDEX FUND	0	61.603	61.603
**D	RR CPE GARDERIE QC	0	119.645	119.645
**D	RBC QUBE STABLE DIVIDEND GLOBAL	0	12.291	12.291
**D	MB HIGH INCOME EQUITY FUND	0	33.468	33.468
**D	NBIMC EAFE EQUITY INDEX FUND - CLASS N	0	3.589	3.589

LISTA ESITO DELLE VOTAZIONE

Oggetto: Relazione sulla politica in materia di remunerazione e sui compensi corrisposti (1 Sez.): politica in materia di remunerazione. FAVOREVOLI

Badge	Ragione Sociale	Proprio	Delega	Totale
**D	TREDJE AP-FONDEM	0	6.973	6.973
**D	ANTIPODES GLOBAL FUND	0	1.983.410	1.983.410
**D	ANTIPODES GLOBAL FUND - LONG	0	549.457	549.457
**D	PERPETUAL ECONOMIC DIVERSIFICATION GLOBAL EQUITY FUND	0	37.002	37.002
**D	THE ENDEAVOUR II FUND	0	6.296	6.296
**D	UNITED FOOD AND COMMERCIAL WORKERS UNION LOCAL 152 RETAIL MEAT PENSION PLAN	0	5.796	5.796
**D	ANTIPODES GLOBAL SHARES (QUOTED MANAGED FUND)	0	12.718	12.718
**D	S AND W UK RES STG 474	0	2.240	2.240
**D	ATLAS MASTER LTD	0	6.314	6.314
**D	WELLINGTON MANAGEMENT COMPANY LLP	0	3.999	3.999
**D	LEGG MASON INC.	0	1.034	1.034
**D	CANADA LIFE ASSURANCE EUROPE PLC	0	25.697	25.697
**D	TEMPLETON SELECT GLOBAL EQUITY FUND	0	4.436	4.436
**D	MANULIFE INTERNATIONAL EQUITY FUND	0	419.919	419.919
**D	BALYASNY ASSET MANAGEMENT LP	0	136.432	136.432
**D	ARROWSTREET ACHI EX US ALPHA EXTENSION FUND VII	0	59.353	59.353
**D	SPARINVEST POOL - EUROPE EQUITY	0	252.970	252.970
**D	SPARINVEST EUROPEAN VALUE	0	226.805	226.805
**D	ACTIVE STOCK MASTER PORTFOLIO OF MASTER INVESTMENT PORTFOLIO	0	4.536	4.536
**D	ISHARES II PUBLIC LIMITED COMPANY	0	7.581.941	7.581.941
**D	ISHARES PUBLIC LIMITED COMPANY	0	962.207	962.207
**D	ISHARES V PUBLIC LIMITED COMPANY	0	48.418	48.418
**D	ISHARES III PUBLIC LIMITED COMPANY	0	2.001.105	2.001.105
**D	ISHARES VI PUBLIC LIMITED COMPANY	0	724.026	724.026
**D	ISHARES IV PUBLIC LIMITED COMPANY	0	1.573.131	1.573.131
**D	ISHARES VII PLC	0	5.817.862	5.817.862
**D	ABN AMRO MULTI-MANAGER FUNDS	0	1.798.390	1.798.390
**D	BLACKROCK AM DE AG FOR ISHS CORE EURO STOXX 50 UCITS ETF (DE)	0	5.325.969	5.325.969
**D	BLACKROCK AM DE FOR ISHARES EURO STOXX UCITS ETF (DE)	0	678.567	678.567
**D	BLACKROCK AM DE FOR ISHARES STOXX EUROPE 50 UCITS ETF (DE)	0	128.586	128.586
**D	BLACKROCK AM DE FOR ISHARES STOXX EUROPE LARGE 200 UCITS ETF (DE)	0	30.832	30.832
**D	ISHARES I INV MIT TGV F ISHS ST EUROPE600 OIL+GAS UCITS ETF DE	0	3.176.614	3.176.614
**D	BLACKROCK AM DE FOR ISHARES STOXX EUROPE 600 UCITS ETF (DE)	0	1.800.458	1.800.458
**D	PARTNERS HEALTHCARE SYSTEM INC	0	195.854	195.854
**D	TEACHERS' RETIREMENT SYSTEM OF THE STATE OF ILLINOIS	0	708.956	708.956
**D	KAISER PERMANENTE GROUP TRUST	0	979.572	979.572
**D	KAISER FOUNDATION HOSPITALS	0	421.430	421.430
**D	FIDELITY-AUTLAND SQUARETRUST II: STRATEGIC ADVISERS INT	0	1.266.807	1.266.807
**D	BRUNEL INVESTMENT AGENCY	0	30.102	30.102
**D	INTERNATIONAL CAPITALMANAGEMENTSELLSCHAFT MBH FOR ANP	0	6.611	6.611
**D	SCHWAB INTERNATIONAL EQUITY ETF	0	3.167.550	3.167.550
**D	SCHWAB FUNDAMENTAL INTERNATIONAL LARGE COMPANY INDEX ETF	0	2.081.540	2.081.540
**D	DUPONT PENSION TRUST	0	551	551

84573/1978

84573 1979

LISTA ESITO DELLE VOTAZIONE

Oggetto: Relazione sulla politica in materia di remunerazione e sui compensi corrisposti (1 Sez.): politica in materia di remunerazione.

FAVOREVOLI

Badge	Ragione Sociale	Proprio	Delega	Totale
**D	JOHN HAMCOCK VAR INS TRUST STRATEGIC EQUITY ALLOCATION	0	529.215	529.215
**D	JOHN HAMCOCK FUNDS II STRATEGIC EQUITY ALLOCATION FUND	0	256.896	256.896
**D	JOHN HAMCOCK HEDGED EQUITY AND INCOME FUND	0	27.027	27.027
**D	PENSION BENEFIT GUARANTY CORPORATION	0	261.780	261.780
**D	INTERNATIONALE KAPITAL MBH FOR LH-PRIVATRENTE-AKTIE	0	160.000	160.000
**D	INTERNATIONAL PAPER CO COMMINGLED INVESTMENT GROUP	0	524.503	524.503
**D	INTERNATIONAL KAPITALANLAGEGESELLSCHAFT MBH FOR	0	314.003	314.003
**D	MFS DEVELOPMENT FUNDS, LLC	0	5.633	5.633
**D	MFS EQUITY INCOME FUND	0	157.478	157.478
**D	MFS HERITAGE TRUST COMPANY COLLECTIVE INVESTMENT TRUST	0	547.394	547.394
**D	MFS LOW VOLATILITY GLOBAL EQUITY FUND	0	122.258	122.258
**D	MFS BLENDED RESEARCH INTERNATIONAL EQUITY FUND	0	271.837	271.837
**D	GOLDMAN SACHS TRST II-GOLDMAN SACHS MULTI-MNGR GLOBAL	0	29.082	29.082
**D	GOLDMAN SACHS TRUST II - MULTI-MANAGER INTERNL EQUITY FUND	0	197.106	197.106
**D	GOLDMAN SACHS TRUST COMPANY N A COLLECTIVE TRUST	0	14.753	14.753
**D	GOLDMAN SACHS TRUST- GOLDMAN SACHS GLOBAL	0	8.653	8.653
**D	ALLIANCERBERNSTEIN GLOBAL RISK ALLOCATION FUND INC	0	4.936	4.936
**D	ALLIANCERBERNST VAR PROD SER F INC.ALLIANCEB DYN ASSET	0	24.216	24.216
**D	THE MASTER TRUST BK OF JP LTD; HITACHI FOREIGN EQ INDEX MF	0	66.406	66.406
**D	SPDR MSCI WORLD QUALITY MIX FUND	0	959	959
**D	ALASKA ELECTRICAL PENSION PLAN	0	51.148	51.148
**D	IBM RETIREMENT PLAN	0	12.809	12.809
**D	INTERNATIONALE KAG MBH FOR 189600 LIPPENCO	0	11.000	11.000
**D	THORNBERG GLOBAL INVESTMENT PLC	0	35.836	35.836
**D	ARIZONA STATE RETIREMENT SYSTEM	0	91.362	91.362
**D	AMERICAN CENTURY STRATEGIC ASSET ALL, INC. STRAT ALL CONS F	0	17.612	17.612
**D	AMERICAN CENTURY STRAT ASSET ALL, INC. STRAT ALL MODERATE F	0	48.222	48.222
**D	AMERICAN CENTURY STRAT ASSET ALL, INC. STRATEGIC ALL AGGR F	0	43.278	43.278
**D	AMERICAN CENT WORLD MUT FDS, INC-NT NON-U.S. INTRINSIC VALUE FO	0	812.053	812.053
**D	AMERICAN CENTURY ETF TRUST - AMERICAN CENT QUALITY DIV INT	0	51.075	51.075
**D	AMERICAN CENTURY RETIREMENT DATE TRUST	0	455.308	455.308
**D	JP TR SERV BK LTD ATF MATB MSCI KOKUSAI INDEX MOTHER F	0	13.484	13.484
**D	ALPS INTERNATIONAL SECTOR DIVIDEND DOGS ETF	0	331.687	331.687
**D	ANIMA FUNDS PLC	0	100.717	100.717
**D	THE MASTER TRUST BK OF JP RE F RUSSELL IRV (JP) INTL EQUITY F	0	15.760	15.760
**D	ARCHITAS MULTI-MANAGER GLOBAL FUNDS UNIT TRUST	0	110.014	110.014
**D	ARCHITAS MULTI-MANAGER GLOBAL FUNDS UNIT TRUST	0	78.000	78.000
**D	AKA ROSENBERG EQUITY ALPHA TRUST	0	56.969	56.969
**D	STATE OF ALASKA RETIREMENT AND BENEFITS PLANS	0	959.763	959.763
**D	THE WALT DISNEY COMPANY RETIREMENT PLAN MASTER TRUST	0	40.638	40.638
**D	BRANDES INVESTMENT FUNDS PLC	0	637.685	637.685
**D	COLLEGE RETIREMENT EQUITIES FUND	0	1.178.559	1.178.559
**D	TIAA-CREF SOCIAL CHOICE INTERNATIONAL EQUITY FUND	0	202.865	202.865

LISTA ESITO DELLE VOTAZIONE

Oggetto: Relazione sulla politica in materia di remunerazione e sui compensi corrisposti (I Sez.): politica in materia di remunerazione.
FAVOREVOLI

Badge	Ragione Sociale	Proprio	Delega	Totale
**D	BRIGHTHOUSE FUNDS TRUST I - AB GLOBAL DYNAMIC ALLOCATION	0	220.087	220.087
**D	BRIGHTHOUSE FUNDS TRUST I - SCHROEDERS GLOBAL MULTI-ASSET	0	23.454	23.454
**D	UBS (US) GROUP TRUST	0	154.423	154.423
**D	CENTRAL PROVIDENT FUND BOARD	0	3.358	3.358
**D	CALVERT VP EAFE INTERNATIONAL INDEX PORTFOLIO	0	20.836	20.836
**D	CAISSE DE DEPOT ET PLACEMENT DU QUEBEC	0	3.441.533	3.441.533
**D	AMERICAN BEACON INTERNATIONAL EQUITY FUND	0	2.228.055	2.228.055
**D	THE REGENTS OF THE UNIVERSITY OF CALIFORNIA	0	1.047.167	1.047.167
**D	EATON VANCE TAX-MANAGED GLOBAL BUY-WRITE OPPORTUNITIES	0	26.016	26.016
**D	FISHER INVESTMENTS INSTITUTIONAL FUNDS PLC	0	8.668	8.668
**D	PARAMETRIC INTERNATIONAL EQUITY FUND	0	237.831	237.831
**D	FUNDO DE SEGURANCA SOC GOV. DA REGIAO ADM. ESPECIAL DE	0	120.074	120.074
**D	PROFESSIONALS' GLOBAL EQUITY FUND	0	80.763	80.763
**D	EATON VANCE EQUITY HARVEST FUND LLC	0	2.481	2.481
**D	U.S. LEGACY INCOME COMMON TRUST FUND	0	4.248	4.248
**D	TAX - MANAGED INTERNATIONAL EQUITY PORTFOLIO	0	21.212	21.212
**D	MERCER GE INTERNATIONAL EQUITY FUND	0	71.309	71.309
**D	RUSSELL INVESTMENT COMPANY MULTIFACTOR INTERNATIONAL EQUITY	0	13.371	13.371
**D	PARTNERS HEALTHCARE MASTER TRUST FOR ERISA ASSETS	0	21.728	21.728
**D	HARTFORD MULTIFACTOR INTERNATIONAL FUND	0	995	995
**D	HEALTHONE	0	25.317	25.317
**D	TRANSAMERICA INTERNATIONAL STOCK	0	44.506	44.506
**D	TRANSAMERICA INTERNATIONAL EQUITY INDEX VP	0	9.338	9.338
**D	TANGERINE BALANCED INCOME PORTFOLIO	0	6.362	6.362
**D	TANGERINE BALANCED PORTFOLIO	0	41.685	41.685
**D	TANGERINE BALANCED GROWTH PORTFOLIO	0	39.901	39.901
**D	TANGERINE EQUITY GROWTH PORTFOLIO	0	45.002	45.002
**D	MASSMUTUAL SELECT T. ROWE PRICE INTERNATIONAL EQUITY	0	194.194	194.194
**D	MM MSCI EAFE INTERNATIONAL INDEX FUND	0	41.342	41.342
**D	GMO RESOURCES FUND	0	143.288	143.288
**D	SPDR S+P GLOBAL NATURAL RESOURCES ETF	0	761.357	761.357
**D	J & J PENSION FUND OFF	0	184.335	184.335
**D	RUSSELL INVESTMENT COMPANY PLC	0	157.439	157.439
**D	JNL/ALLIANCEBERNSTEIN DYNAMIC ASSET ALLOCATION FUND	0	23.785	23.785
**D	JNL/MELLON CAPITAL EUROPEAN 30 FUND	0	203.137	203.137
**D	JNL/MELLON CAPITAL MSCI WORLD INDEX FUND	0	19.720	19.720
**D	PENSIONSKASSE JOHNSON & JOHNSON SCHWEIZ	0	127.137	127.137
**D	OPENWORLD PUBLIC LIMITED COMPANY	0	6.075	6.075
**D	RUSSELL INVESTMENTS INSTITUTIONAL FUNDS PLC	0	31.003	31.003
**D	MULTI-STATE MULTI-MANAGER FUNDS PLC	0	144.356	144.356
**D	STATE STREET GLOBAL ALL CAP EQUITY EX-US INDEX PORTFOLIO	0	231.320	231.320
**D	STATE STREET DISCIPLINED GLOBAL EQUITY PORTFOLIO	0	1.026	1.026
**D	STATE STREET INTERNATIONAL DEVELOPED EQUITY	0	643.355	643.355

84573/1980

84573/1981

LISTA ESITO DELLE VOTAZIONE

Oggetto: Relazione sulla politica in materia di remunerazione e sui compensi corrisposti (I Sez.): politica in materia di remunerazione.
FAVOREVOLI

Badge	Ragione Sociale	Proprio	Delega	Totale
**D	LOS ANGELES COUNTY EMPLOYEES RETIREMENT ASSOCIATION	0	714.130	714.130
**D	INTERNATIONALE KAPITALANLAGEGESELLSCHAFT MBH FOR DC	0	319.517	319.517
**D	SPDR PORTFOLIO MSCI GLOBAL STOCK MARKET ETF	0	10.510	10.510
**D	SPDR MSCI EAFE STRATEGICFACTORS ETF	0	25.385	25.385
**D	SPDR MSCI WORLD STRATEGICFACTORS ETF	0	1.064	1.064
**D	HARTFORD MULTIFACTOR DEVELOPED MARKETS	0	729.254	729.254
**D	HARTFORD MULTIFACTOR LOW VOLATILITY	0	1.353	1.353
**D	MARYLAND STATE RETIREMENT & PENSION SYSTEM	0	439.715	439.715
**D	RUSSELL INV MULTI-ASSET FACTOR EXPOSURE FUND	0	10.248	10.248
**D	THE PRUDENTIAL INSURANCE COMPANY OF AMERICA	0	201.800	201.800
**D	MDPIM INTERNATIONAL EQUITY INDEX POOL	0	114.920	114.920
**D	MGI FUNDS PLC	0	139.292	139.292
**D	MERCER QIF CCF	0	114.495	114.495
**D	MERCER GLOBAL EQUITY FUND	0	81.042	81.042
**D	GTRA PANTHER FUND L.P	0	11.758	11.758
**D	MERCER QIF CCF	0	22.049	22.049
**D	MERCER QIF CCF	0	879.272	879.272
**D	MERCER UCITS COMMON CONTRACTUAL FUND	0	1.873	1.873
**D	MGI FUNDS PLC	0	162.971	162.971
**D	BRIGHTHOUSE FUNDS TRUST I - PANAGORA GLOBAL DIV RISK	0	4.165	4.165
**D	RUSSELL COMMON CONTRACTUAL FUND	0	7.737	7.737
**D	NORTHROP GRUMMAN CORPORATION VEGA MASTER TRUST I	0	6.230	6.230
**D	STATE OF NEW JERSEY COMMON PENSION FUND D	0	1.279.333	1.279.333
**D	ONTARIO TEACHERS PENSION PLAN BOARD	0	2.296.517	2.296.517
**D	NEW SHIPS, INC. PENSION MASTER TRUST	0	141.832	141.832
**D	BRANDES GLOBAL OPPORTUNITIES FUND	0	200.827	200.827
**D	COSMOPOLITAN INVESTMENT FUND	0	121.332	121.332
**D	FIDELITY INTERNATIONAL HIGH DIVIDEND INDEX ETF	0	82.802	82.802
**D	PIMCO FUNDS: GLOBAL INVESTORS SERIES PLC	0	11.297	11.297
**D	PIMCO FUNDS: GLOBAL INVESTORS SERIES PLC	0	19.595	19.595
**D	PIMCO FUNDS: GLOBAL INVESTORS SERIES PLC	0	96.006	96.006
**D	PIMCO FUNDS: GLOBAL INVESTORS SERIES PLC	0	1.607	1.607
**D	PIMCO FUNDS: GLOBAL INVESTORS SERIES PLC	0	298	298
**D	PRINCIPAL EX-TRADED FUNDS-PRINC INT MUL-FACT CORE INDEX ETF	0	2.496	2.496
**D	PACIFIC SELECT FUND -PD INTERNATIONAL LARGE-CAP PORTFOLIO	0	86.205	86.205
**D	PACIFIC SELECT FUND-INTERNATIONAL EQUITY INCOME PORTFOLIO	0	176.876	176.876
**D	ARROWSTREET (CANADA) INT DEV MARKET EX US ALPHA	0	15.775	15.775
**D	PANAGORA DYNAMIC GLOBAL EQUITY (EX TOBACCO) FUND	0	21.340	21.340
**D	THRIVENT MODERATELY AGGRESSIVE ALLOCATION PORTFOLIO	0	19.161	19.161
**D	THRIVENT MODERATELY AGGRESSIVE ALLOCATION PORTFOLIO	0	5.493	5.493
**D	THRIVENT AGGRESSIVE ALLOCATION PORTFOLIO	0	2.118	2.118
**D	THRIVENT MODERATE ALLOCATION FUND	0	3.463	3.463
**D	THRIVENT MODERATELY AGGRESSIVE ALLOCATION FUND	0	6.740	6.740

LISTA ESITO DELLE VOTAZIONE

Oggetto: Relazione sulla politica in materia di remunerazione e sui compensi corrisposti (I Sez.): politica in materia di remunerazione. FAVOREVOLI

Badge	Ragione Sociale	Proprio	Delega	Totale
**D	THRIVENT AGGRESSIVE ALLOCATION FUND	0	1.913	1.913
**D	THRIVENT PARTNER WORLDWIDE ALLOCATION FUND	0	48.880	48.880
**D	THRIVENT BALANCED INCOME PLUS FUND	0	89.634	89.634
**D	THRIVENT BALANCED INCOME PLUS PORTFOLIO	0	8.617	8.617
**D	THRIVENT GLOBAL STOCK FUND	0	10.315	10.315
**D	THRIVENT GLOBAL STOCK PORTFOLIO	0	124.904	124.904
**D	THRIVENT CORE INTERNATIONAL EQUITY FUND	0	72.971	72.971
**D	THRIVENT DIVERSIFIED INCOME PLUS FUND	0	171.504	171.504
**D	THRIVENT DIVERSIFIED INCOME PLUS PORTFOLIO	0	13.721	13.721
**D	THRIVENT INTERNATIONAL INDEX PORTFOLIO	0	10.548	10.548
**D	RUSSELL INVESTMENTS CANADIAN DIVIDEND POOL	0	4.246	4.246
**D	RUSSELL INVESTMENTS GLOBAL EQUITY POOL	0	21.685	21.685
**D	RUSSELL INVESTMENTS OVERSEAS EQUITY POOL	0	167.969	167.969
**D	RUSSELL INVESTMENTS MULTI-FACTOR INTERNATIONAL EQUITY	0	92.848	92.848
**D	RUSSELL INVESTMENTS OVERSEAS EQUITY FUND	0	1.179	1.179
**D	GOV OF HM THE SULTAN AND YANG DI-PERTUAN OF BRUNEI DARUSSALAM	0	47.228	47.228
**D	BIMCOR OVERSEAS POOLED FUND	0	102.129	102.129
**D	ALBERTA INVESTMENT MANAGEMENT CORPORATION	0	77.059	77.059
**D	DESJARDINS DEVEL EX-USA EX-CANADA MULTIF - CONTROLLED VOL ETF	0	424.100	424.100
**D	BANK OF KOREA	0	18.376	18.376
**D	BANK OF KOREA	0	80.250	80.250
**D	STATE STREET IRELAND UNIT TRUST	0	10.517	10.517
**D	SSGA SPDR ETF EUROPE I PUBLIC LIMITED COMPANY	0	254.197	254.197
**D	SSGA SPDR ETF EUROPE II PUBLIC LIMITED COMPANY	0	255.313	255.313
**D	SIR DAVID TRENCH FUND FOR RECREATION	0	1.529.998	1.529.998
**D	CALIFORNIA PUBLIC EMPLOYEES RETIREMENT SYSTEM	0	2.930	2.930
**D	DELTA SHARES S+P INTERNATIONAL MANAGED RISK ETF	0	4.174.700	4.174.700
**D	CALIFORNIA STATE TEACHERS RETIREMENT SYSTEM	0	6.170	6.170
**D	TEACHER RETIREMENT SYSTEM OF TEXAS	0	7.719.115	7.719.115
**D	AXA INV MAN SCHWEIZ AG OBO AXA (CH) STRAT FD - GLOBAL EQ CHF	0	4.096.015	4.096.015
**D	UNITED GLOBAL RESOURCES FUND	0	7.022	7.022
**D	UBS (IRL) ETF PLC	0	6.602	6.602
**D	SO CA UFCW UNIONS AND FOOD EMPLOYERS JOINT PENSION TRUST	0	66.589	66.589
**D	VANGUARD FTSE DEVELOPED EUROPE INDEX ETF	0	238.262	238.262
**D	VANECK VECTORS NATURAL RESOURCES ETF	0	8.371	8.371
**D	THE WELLINGTON TR COM NATIONAL ASS MULT COLLECT INV F	0	21.215	21.215
**D	THE WELLINGTON TR CO NAT ASS MULT C TR F TR, OPPORT EQ PTF	0	149.158	149.158
**D	WELLINGTON TR CO NAT ASS MULT COMM DIVER INFL HEDGED II	0	100.332	100.332
**D	THE WELLINGTON TR CO NAT ASS MULT COLLECTIVE INV F TRUST	0	13.912	13.912
**D	WELLINGTON TR CO NAT ASS MULT COMM TR FD TR GLB MAN RISK PORT	0	147.355	147.355
**D	WELLINGTON TST CO NAT ASS MULT COM TST FD TST CON VALUE INF	0	26.515	26.515
**D	WELLINGTON TST CO NAT ASS MULT COM TST F T - INT CON VA PORT	0	425.629	425.629
**D		0	898.872	898.872

84573/1982

LISTA ESITO DELLE VOTAZIONE

Oggetto: Relazione sulla politica in materia di remunerazione e sui compensi corrisposti (I Sez.): politica in materia di remunerazione.
FAVOREVOLI

Badge	Ragione Sociale	Proprio	Delega	Totale
**D	WISDOMTREE ISSUER PUBLIC LIMITED COMPANY	0	60.687	60.687
**D	DIVERSIFIED MARKETS (2010) POOLED FUND TRUST	0	8.915	8.915
**D	WASHINGTON STATE INVESTMENT BOARD	0	3.992.826	3.992.826
**D	WISDOMTREE DYNAMIC CURRENCY HEDGED INTRNL EQUITY FUND	0	77.796	77.796
**D	WISDOMTREE INTERNATIONAL HIGH DIVIDEND FUND	0	165.785	165.785
**D	WISDOMTREE INTERNATIONAL EQUITY FUND	0	255.569	255.569
**D	WISDOMTREE GLOBAL HIGH DIVIDEND FUND	0	17.970	17.970
**D	WISDOMTREE INTERNATIONAL DIVIDEND EX-	0	127.038	127.038
**D	WISDOMTREE INTERNATIONAL LARGECAP DIVIDEND	0	227.004	227.004
**D	NEW YORK STATE TEACHERS RETIREMENT SYSTEM	0	1.330.884	1.330.884
**D	PRUDENTIAL RETIREMENT INSURANCE AND ANNUITY COMPANY	0	80.000	80.000
**D	WELLINGTON MANAGEMENT FUNDS (IRELAND) PLC	0	13.419	13.419
**D	MANULIFE ASSET MANAGEMENT INTERNATIONAL EQUITY	0	101.221	101.221
**D	SS BK AND TRUST COMPANY INV FUNDS FOR TAXEXEMPT	0	11.644.633	11.644.633
**D	RESOURCE STOCK INDEX COMMON TRUST FUND	0	194.710	194.710
**D	SSGA ACWI INTEGR ALPHA SELECT NON-LENDING OP COMMON	0	7.207	7.207
**D	SSGA S+P GIB LARGEMIDCAP NAT RES INDEX NON-LEND OP	0	372.923	372.923
**D	SSGA FTSE RAFI DEVELOPED 1000 INDEX NON-LENDING COMMON	0	56.343	56.343
**D	STATE STREET GLOBAL MANAGED VOL ALPHA NON-LENDING COM	0	97.581	97.581
**D	SS FTSE DEV COMPREHENSIVE FACTOR IND NON-	0	2.608	2.608
**D	STATE STREET RAFI DEVELOP EX-US INDEX NON-LENDING COMMON	0	11.063	11.063
**D	SSGA MSCI EUROPE SCREENED INDEX NON-LENDING COMMON	0	250.750	250.750
**D	MSCI EAFE PROV SCREENED INDEX NON - LENDING COMMON TR	0	55.383	55.383
**D	STATE STREET GLOBAL ADVISORS LUXEMBOURG SICAV	0	1.242.598	1.242.598
**D	MULTICOOPERATION SICAV	0	16.701	16.701
**D	UBS ETF	0	400.688	400.688
**D	UBS ETF	0	936.689	936.689
**D	UBS ETF	0	143.751	143.751
**D	UBS ETF	0	76.206	76.206
**D	UBS ETF	0	69.779	69.779
**D	UBS ETF	0	2.167	2.167
**D	UBS ETF	0	648	648
**D	UBS ETF	0	4.746	4.746
**D	UBS ETF	0	340	340
**D	UBS ETF	0	106.793	106.793
**D	UBS ETF	0	2.097	2.097
**D	SONOMA COUNTY EMPLOYEES RETIREMENT ASSOCIATION	0	121.643	121.643
**D	RUSSELL INVESTMENT COMPANY II PLC	0	28.311	28.311
**D	MFS VAR INSURANCE TRUST II-MFS GLOBAL TACTICAL ALLOCATION	0	102.602	102.602
**D	MFS RESEARCH INTERNATIONAL FUND	0	6.273.927	6.273.927
**D	MFS VARIABLE INSURANCE TRUST II - MFS RESEARCH INT	0	254.922	254.922
**D	IBM 401K PLUS PLAN	0	466.704	466.704
**D	OREGON PUBLIC EMPLOYEES RETIREMENT SYSTEM	0	1.149.059	1.149.059

LISTA ESITO DELLE VOTAZIONE

Oggetto: Relazione sulla politica in materia di remunerazione e sui compensi corrisposti (f Sez.): politica in materia di remunerazione.
FAVOREVOLI

Badge	Ragione Sociale	Proprio	Delega	Totale
**D	RUSSELL TRUST CO COMMINGLED EMPLOYEE BENEFIT FUNDS TRUST	0	963.748	963.748
**D	SAN DIEGO CITY EMPLOYEES' RETIREMENT SYSTEM	0	370.361	370.361
**D	GENERAL CONFERENCE CORPORATION OF SEVENTH DAY	0	66.977	66.977
**D	COLLEGE RETIREMENT EQUITIES FUND	0	1.267.516	1.267.516
**D	COLLEGE RETIREMENT EQUITIES FUND	0	66.708	66.708
**D	TIIA-CHEF INTERNATIONAL EQUITY INDEX FUND	0	2.491.248	2.491.248
**D	BRIGHTHOUSE FUNDS TRUST I -MFS RESEARCH INTERNATIONAL PTF	0	981.425	981.425
**D	CONAGRA FOODS MASTER PENSION TRUST	0	63.692	63.692
**D	PACE INTERNATIONAL EQUITY INVESTMENTS	0	553.173	553.173
**D	RUSSELL INVESTMENT COMPANY - RUSSELL INTERN DEVELOPED MKT	0	685.274	685.274
**D	RUSSELL INVESTMENT COMPANY RUSSELL GLOBAL EQUITY FUND	0	246.845	246.845
**D	REGIME DE RETRAITE DE L'UNIVERSITE DE MONTREAL	0	328.154	328.154
**D	MERCY HEALTH	0	95.062	95.062
**D	BOSTON RETIREMENT SYSTEM	0	126.320	126.320
**D	VALIC COMPANY I - INTERNATIONAL EQUITIES INDEX FUND	0	209.546	209.546
**D	BRIGHTHOUSE FUNDS TRUST II - METLIFE MSCI EAFE INDEX PTF	0	181.060	181.060
**D	STATE OF MINNESOTA	0	1.418.096	1.418.096
**D	RUSSELL INVESTMENT FUNDS INTERNATIONAL DEVELOPED MARKETS	0	127.121	127.121
**D	ALAMEDA COUNTY EMPLOYEES' RETIREMENT ASSOCIATION	0	550.558	550.558
**D	MERCER NON-US CORE EQUITY FUND	0	525.406	525.406
**D	JOHN HANCOCK LIFE AND HEALTH INSURANCE COMPANY	0	136.070	136.070
**D	MASSMUTUAL SELECT OVERSEAS FUND	0	206.845	206.845
**D	SPDR S+P INTERNATIONAL DIVIDEND ETF	0	167.369	167.369
**D	SPDR PORTFOLIO DEVELOPED WORLD EX-US ETF	0	1.161.267	1.161.267
**D	MORGAN STANLEY INSTITUTIONAL FD TR - GLOBAL STRATEGIST PTF	0	907.818	907.818
**D	MORGAN STANLEY VAR INS FUND, INC. GLOBAL STRATEGIST PORTFOLIO	0	10.436	10.436
**D	SIIONNA STRATEGIC INCOME FUND	0	1.280	1.280
**D	PACIFIC SELECT FUND INTERNATIONAL VALUE PORTFOLIO	0	42.263	42.263
**D	PACIFIC SELECT FUND INTERNATIONAL LARGE CAP PORTFOLIO	0	1.492.134	1.492.134
**D	WELLINGTON DIVERSIFIED INFLATION HEDGES FUND	0	800.049	800.049
**D	EMPLOYEES RETIREMENT SYSTEM OF THE CITY OF PROVIDENCE	0	137.740	137.740
**D	MERCY HEALTH RETIREMENT TRUST	0	80.156	80.156
**D	WELLINGTON TR CO NAT ASS CUM TR F TR DIVERS INFLATION HDG PTF	0	47.671	47.671
**D	SPDR STOXX EUROPE 50 ETF	0	147.584	147.584
**D	SPDR DJ EURO STOXX 50 ETF	0	46.593	46.593
**D	COMMON TRUST ITALY FUND	0	1.605.475	1.605.475
**D	WORLD INDEX OLUS SECURITIES LENDING COMMON TRUST FUND	0	2.032.251	2.032.251
**D	NANWEST TR AND DEP SERV LTD AS TRUSTEE O LF PRUD EURO QIS FD	0	11.963	11.963
**D	SPDR S+P WORLD EX AUSTRALIA FUND	0	411.983	411.983
**D	RUSSELL INVESTMENTS LOW CARBON GLOBAL SHARES FUND	0	6.549	6.549
**D	EMERGENCY SERVICES SUPERANNUATION SCHEME	0	25.246	25.246
**D	FIRST STATE SUPERANNUATION SCHEME	0	11.281	11.281
**D	FIRST STATE SUPERANNUATION SCHEME	0	414.013	414.013

84573/1986

LISTA ESITO DELLE VOTAZIONE

Objetto: Relazione sulla politica in materia di remunerazione e sui compensi corrisposti (I Sez.): politica in materia di remunerazione.
FAVOREVOLI

Badge	Ragione Sociale	Proprio	Delega	Totale
**D	MFS LOW VOLATILITY GLOBAL EQUITY TRUST	0	892	892
**D	FANAGORA DYNAMIC GLOBAL EQUITY FUND	0	37.525	37.525
**D	NGS SUPER	0	214.427	214.427
**D	INTERNATIONAL EQUITIES SECTOR TRUST	0	3.296	3.296
**D	SUNSUPER SUPERANNUATION FUND	0	206.471	206.471
**D	UBS IQ MSCI WORLD EX AUSTRALIA ETHICAL ETF	0	7.795	7.795
**D	UBS IQ MSCI EUROPE ETHICAL ETF	0	1.607	1.607
**D	RUSSELL INVESTMENTS INTERNATIONAL SHARES FUND	0	12.557	12.557
**D	STATE STREET INTERNATIONAL EQUITIES INDEX TRUST	0	82.790	82.790
**D	BLACKROCK AM SCHWEIZ AG OBO BIFS WORLD EX SWITZ EQ	0	55.875	55.875
**D	PEOPLE'S BANK OF CHINA	0	8.196.737	8.196.737
**D	FLOURISH INVESTMENT CORPORATION	0	696.363	696.363
**D	PEOPLE'S BANK OF CHINA	0	1.229.981	1.229.981
**D	THE TRUSTEES OF BP PENSION FUND	0	382.700	382.700
**D	THE TRUSTEES OF COMOPHILLIPS PENSION PLAN	0	38.751	38.751
**D	FAMILY INVESTMENTS CHILD TRUST FUND	0	70.338	70.338
**D	HSBC AS TRUSTEE FOR SSGA EUROPE EX UK EQUITY TRACKER FUND	0	45.855	45.855
**D	AMEC FOSTER WHEELER PENSION PLAN	0	2.335.856	2.335.856
**D	NATWEST TRU+DEP SERV LTD ATO ST. JAMES'S PL GL EQ UN TR	0	187.856	187.856
**D	MANAGED PENSION FUNDS LIMITED	0	202.862	202.862
**D	THE TRUSTEES OF JOHNSON & JOHNSON UK GROUP RETIREMENT	0	1.532.342	1.532.342
**D	OLD MUTUAL LIFE ASSURANCE COMPANY (SOUTH AFRICA) LIMITED	0	157.838	157.838
**D	HBOS INTERNATIONAL INV FUNDS ICVC- EUROPEAN FUND	0	1.700	1.700
**D	HBOS INTERNATIONAL INV FUNDS ICVC- INTERNATIONAL	0	308.468	308.468
**D	THE TRUSTEES OF GOLDMAN SACHS UK RETIREMENT PLAN	0	477.317	477.317
**D	M+G INVESTMENT FUNDS (1)- M+G EUROPEAN INDEX	0	8.770	8.770
**D	M+G INVESTMENT FUNDS (1)- M+G EUROPEAN SELECT FUND	0	36.980	36.980
**D	THE TRUSTEES OF THE GE UK PENSION COMMON INVESTMENT	0	169.088	169.088
**D	NATIONAL TRUST FOR SCOTLAND	0	75.101	75.101
**D	THE TRUSTEES OF THE CARNEGIE TRUST FOR UNI OF SCOTLAND	0	57.286	57.286
**D	VANGUARD INV FES ICVC-VANG FTSE DEV WOR LD EX - UK EQT IND	0	208.566	208.566
**D	VANGUARD INV F ICVC-VANGUARD FTSE DEV EUROPE EX-UK EQ INDEX	0	593.935	593.935
**D	VANGUARD INV FUNDS ICVC-VANGUARD FTSE GLOB ALL CAP IND FUND	0	1.052.268	1.052.268
**D	PUBLIC AUTHORITY FOR SOCIAL INSURANCE	0	23.719	23.719
**D	MULTI-MANAGER ICVC - MULTI-MANAGER UKEQUITY INCOME FUND	0	19.740	19.740
**D	SCOTTISH WIDOWS INV SOL F ICVC- FUNDAMENTAL INDEX	0	252.752	252.752
**D	INVESTEC FUNDS SERIES II GLOBAL ENERGY FUND	0	768.398	768.398
**D	INVESTEC FUNDS SERIES I - ENHANCED NATURAL RESOURCES FUND	0	169.303	169.303
**D	SCOTTISH WIDOWS OVERSEAS GROWTH INV F ICVC - EURO GROWTH	0	72.693	72.693
**D	SCOTTISH WIDOWS OVERSEAS GROWTH INV FUNDS ICVC-GLOBAL	0	836.299	836.299
**D	SCOTTISH WIDOWS INV SOLUTIONS F ICVC- EUROPEAN (EX UK) EQ FD	0	239.298	239.298
**D	ARROWSTREET ACWI EX US ALPHA EXTENSION TRUST FUND U	0	509.847	509.847
**D		0	184.173	184.173

LISTA ESITO DELLE VOTAZIONE

Oggetto: Relazione sulla politica in materia di remunerazione e sui compensi corrisposti (1 Sez.): politica in materia di remunerazione. FAVOREVOLI

Badge	Ragione Sociale	Proprio	Delega	Totale
**D	ARROWSTREET EAFE ALPHA EXTENSION TRUST FUND	0	92.312	92.312
**D	CATHOLIC ENDORSEMENT FUND, LP	0	9.258	9.258
**D	MONETARY AUTHORITY OF SINGAPORE	0	1.160.013	1.160.013
**D	SPARINVEST GLOBAL VALUE	0	82.129	82.129
**D	MEDIOLANUM GESTIONE FONDI SGR - FLESSIBILE FUTURO ITALIA	0	5.000.000	5.000.000
**D	EPSILON SGR - EPSILON QVALUE	0	2.804	2.804
**D	EPSILON SGR - EPSILON FLESSIBILE AZIONI EURO FEBBRAIO 2021	0	1.080	1.080
**D	EPSILON SGR - EPSILON FLESSIBILE AZIONI EURO NOVEMBRE 2020	0	3.314	3.314
**D	EPSILON SGR - EPSILON FLESSIBILE AZIONI EURO SETTEMBRE 2020	0	4.515	4.515
**D	EPSILON SGR - EPSILON FLESSIBILE AZIONI EURO GIUGNO 2021	0	307	307
**D	EPSILON SGR - EPSILON FLESSIBILE AZIONI EURO APRILE 2021	0	465	465
**D	EURIZON CAPITAL SGR - EURIZON TOP SELEC EQUILIBRIO DIC 2024	0	8.739	8.739
**D	EURIZON CAPITAL SGR - EURIZON MULTIASET REDDITO MARZO 2022	0	36.360	36.360
**D	EURIZON CAPITAL SGR - EURIZON TOP SELECTION DICEMBRE 2023	0	17.741	17.741
**D	EURIZON CAPITAL SGR - EURIZON TOP SELEC EQUILIBRIO MAG 2024	0	7.057	7.057
**D	EURIZON CAPITAL SGR - EURIZON TOP SELEC PRUDENTE DIC 2023	0	1.401	1.401
**D	EURIZON CAPITAL SGR - EURIZON TOP SELECTION MAGGIO 2023	0	190.407	190.407
**D	EURIZON CAPITAL SGR - EURIZON TRAGUARDO 40 FEBBRAIO 2022	0	63.066	63.066
**D	EURIZON CAPITAL SGR - EURIZON TOP SELECTION MARZO 2023	0	199.351	199.351
**D	EURIZON CAPITAL SGR - EURIZON MULTIASET REDDITO MARZO 2023	0	44.915	44.915
**D	EURIZON CAPITAL SGR - EURIZON GLOBAL MULTIASET SEL SET 2022	0	10.400	10.400
**D	EURIZON CAPITAL SGR - EURIZON DISCIPLINA GLOBALE MARZO 2024	0	14.807	14.807
**D	EURIZON CAPITAL SGR - EURIZON MULTIASET REDDITO OTT 2020	0	17.205	17.205
**D	EURIZON CAPITAL SGR - EURIZON TOP SELEC PRUDENTE MARZO 2024	0	2.965	2.965
**D	EURIZON CAPITAL SGR - EURIZON INCOME STRATEGY OTTOBRE 2024	0	190.253	190.253
**D	EURIZON CAPITAL SGR - EURIZON CEDOLA ATTIVA TOP GIUGNO 2023	0	97.404	97.404
**D	EURIZON CAPITAL SGR - EURIZON CEDOLA ATTIVA TOP APRILE 2023	0	30.913	30.913
**D	EURIZON CAPITAL SGR - EURIZON CEDOLA ATTIVA TOP APRILE 2021	0	13.532	13.532
**D	EURIZON CAPITAL SGR - EURIZON PROGETTO ITALIA 70	0	1.015.970	1.015.970
**D	EURIZON CAPITAL SGR - EURIZON MULTIASET REDDITO NOV 2020	0	26.939	26.939
**D	EURIZON CAPITAL SGR - EURIZON MULTIASET REDDITO LUGLIO 2022	0	72.101	72.101
**D	EURIZON CAPITAL SGR - EURIZON TOP STAR APRILE 2023	0	82.753	82.753
**D	EURIZON CAPITAL SGR - EURIZON TOP SELEC PRUDENTE GIU 2024	0	2.714	2.714
**D	EURIZON CAPITAL SGR - EURIZON DEFENSIVE TOP SELEC MAR 2025	0	1.697	1.697
**D	EURIZON CAPITAL SGR - EURIZON OPPORTUNITY SELECT LUGLIO 2023	0	17.640	17.640
**D	EURIZON CAPITAL SGR - EURIZON MULTIASET REDDITO MAGGIO 2020	0	30.653	30.653
**D	EURIZON CAPITAL SGR - EURIZON TOP SELEC CRESCITA GIU 2024	0	11.701	11.701
**D	EURIZON CAPITAL SGR - EURIZON MULTIASET REDDITO LUGLIO 2023	0	26.480	26.480
**D	EURIZON CAPITAL SGR - EURIZON DEFENSIVE TOP SELEC LUG 2024	0	2.562	2.562
**D	EURIZON CAPITAL SGR - EURIZON DEFENSIVE TOP SELEC OTT 2023	0	3.787	3.787
**D	EURIZON CAPITAL SGR - EURIZON MULTIASET REDDITO GIUGNO 2020	0	20.299	20.299
**D	EURIZON CAPITAL SGR - EURIZON DISCIPLINA ATTIVA DIC 2022	0	21.912	21.912
**D	EURIZON CAPITAL SGR - EURIZON MULTIASET VALUTARIO OTT 2023	0	50.047	50.047

84573/1986

LISTA ESITO DELLE VOTAZIONI

Objetto: Relazione sulla politica in materia di remunerazione e sui compensi corrisposti (1 Sez.): politica in materia di remunerazione.
FAVOREVOLI

Badge	Ragione Sociale	Proprio	Delega	Totale
**D	EURIZON CAPITAL SGR - EURIZON TOP SELEC CRESCITA SETT 2024	0	13.468	13.468
**D	EURIZON CAPITAL SGR - EURIZON AZIONI ITALIA	0	1.464.127	1.464.127
**D	EURIZON CAPITAL SGR - EURIZON TOP SELEC PRUDENTE DIC 2024	0	2.695	2.695
**D	EURIZON CAPITAL SGR - EURIZON CEDOLA ATTIVA TOP DIC 2020	0	6.047	6.047
**D	EURIZON CAPITAL SGR - EURIZON TOP SELEC EQUILIBRIO MAR 2024	0	9.636	9.636
**D	EURIZON CAPITAL SGR - EURIZON DISCIPLINA ATTIVA OTTOBRE 2021	0	52.500	52.500
**D	EURIZON CAPITAL SGR - EURIZON TOP SELEC CRESCITA DIC 2023	0	3.676	3.676
**D	EURIZON CAPITAL SGR - EURIZON TOP SELEC CRESCITA MAR 2025	0	8.560	8.560
**D	EURIZON CAPITAL SGR - EURIZON CEDOLA ATTIVA TOP OTTOBRE 2022	0	22.808	22.808
**D	EURIZON CAPITAL SGR - EURIZON TOP SELECTION DICEMBRE 2022	0	431.452	431.452
**D	EURIZON CAPITAL SGR - EURIZON CEDOLA ATTIVA TOP APRILE 2022	0	34.420	34.420
**D	EURIZON CAPITAL SGR - EURIZON MULTIASET REDDITO MAGGIO 2023	0	41.437	41.437
**D	EURIZON CAPITAL SGR - EURIZON CEDOLA ATTIVA TOP MAGGIO 2023	0	33.559	33.559
**D	EURIZON CAPITAL SGR - EURIZON MULTIASET VALUTARIO MAR 2024	0	31.530	31.530
**D	EURIZON CAPITAL SGR - EURIZON MULTIASET STRAT FLESS MAG 23	0	22.471	22.471
**D	EURIZON CAPITAL SGR - EURIZON DISCIPLINA ATTIVA MARZO 2022	0	26.505	26.505
**D	EURIZON CAPITAL SGR - EURIZON MULTIASET REDDITO MAGGIO 2021	0	9.593	9.593
**D	EURIZON CAPITAL SGR - EURIZON MULTIASET REDDITO MAGGIO 2022	0	43.205	43.205
**D	EURIZON CAPITAL SGR - EURIZON TOP SELECTION LUGLIO 2023	0	52.432	52.432
**D	EURIZON CAPITAL SGR - EURIZON MULTIASET VALUTARIO DIC 2024	0	37.846	37.846
**D	EURIZON CAPITAL SGR - EURIZON DEFENSIVE TOP SELEC DIC 2024	0	728	728
**D	EURIZON CAPITAL SGR - EURIZON MULTIASET REDDITO DIC 2019	0	8.276	8.276
**D	EURIZON CAPITAL SGR - EURIZON TOP SELEC PRUDENTE MARZO 2025	0	2.135	2.135
**D	EURIZON CAPITAL SGR - EURIZON CEDOLA ATTIVA TOP MAGGIO 2021	0	18.318	18.318
**D	EURIZON CAPITAL SGR - EURIZON TOP SELEC CRESCITA DIC 2024	0	12.525	12.525
**D	EURIZON CAPITAL SGR - EURIZON CEDOLA ATTIVA TOP MAGGIO 2020	0	5.223	5.223
**D	EURIZON CAPITAL SGR - EURIZON MULTIASET VALUTARIO OTT 2024	0	104.984	104.984
**D	EURIZON CAPITAL SGR - EURIZON MULTIASET STRAT FLESS OTT 23	0	17.201	17.201
**D	EURIZON CAPITAL SGR - EURIZON PROGETTO ITALIA 40	0	963.240	963.240
**D	EURIZON CAPITAL SGR - EURIZON DEFENSIVE TOP SELEC MAR 2024	0	5.540	5.540
**D	EURIZON CAPITAL SGR - EURIZON MULTIASET STRAT FLESS GIU 23	0	19.666	19.666
**D	EURIZON CAPITAL SGR - EURIZON DEFENSIVE TOP SELEC MAG 2024	0	1.836	1.836
**D	EURIZON CAPITAL SGR - EURIZON MULTIASET REDDITO DIC 2022	0	30.607	30.607
**D	EURIZON CAPITAL SGR - EURIZON DISCIPLINA GLOBALE MAGGIO 2024	0	3.612	3.612
**D	EURIZON CAPITAL SGR - EURIZON MULTIASET VALUTARIO DIC 2023	0	18.164	18.164
**D	EURIZON CAPITAL SGR - EURIZON MULTIASET REDDITO APRILE 2021	0	18.315	18.315
**D	EURIZON CAPITAL SGR - EURIZON DISCIPLINA ATTIVA MAGGIO 2022	0	53.191	53.191
**D	EURIZON CAPITAL SGR - EURIZON CEDOLA ATTIVA TOP GIUGNO 2022	0	21.140	21.140
**D	EURIZON CAPITAL SGR - EURIZON DISCIPLINA ATTIVA SETT 2022	0	54.636	54.636
**D	EURIZON CAPITAL SGR - EURIZON TOP SELEC EQUILIBRIO MAR 2025	0	9.643	9.643
**D	EURIZON CAPITAL SGR - EURIZON TOP SELEC CRESCITA MAG 2024	0	8.793	8.793
**D	EURIZON CAPITAL SGR - EURIZON CEDOLA ATTIVA TOP OTTOBRE 2020	0	8.489	8.489
**D	EURIZON CAPITAL SGR - EURIZON MULTIASET REDDITO OTT 2022	0	85.205	85.205

LISTA ESITO DELLE VOTAZIONE

Oggetto: Relazione sulla politica in materia di remunerazione e sui compensi corrisposti (1 Sez.): politica in materia di remunerazione. FAVOREVOLI

Badge	Ragione Sociale	Proprio	Delega	Totale
**D	EURIZON CAPITAL SGR - EURIZON CEDOLA ATTIVA TOP GIUGNO 2020	0	3.753	3.753
**D	EURIZON CAPITAL SGR - EURIZON TOP SELEC EQUILIBRIO SETT 2024	0	13.979	13.979
**D	EURIZON CAPITAL SGR - EURIZON CEDOLA ATTIVA TOP NOV 2022	0	49.876	49.876
**D	EURIZON CAPITAL SGR - EURIZON DEFENSIVE TOP SELEC LUG 2023	0	7.246	7.246
**D	EURIZON CAPITAL SGR - EURIZON MULTIASET REDDITO OTT 2021	0	36.287	36.287
**D	EURIZON CAPITAL SGR - EURIZON DISCIPLINA ATTIVA DIC 2021	0	24.167	24.167
**D	EURIZON CAPITAL SGR - EURIZON TOP SELECTION GENNAIO 2023	0	69.977	69.977
**D	EURIZON CAPITAL SGR - EURIZON MULTIASET VALUTARIO LUG 2024	0	76.207	76.207
**D	EURIZON CAPITAL SGR - EURIZON MULTIASET VALUTARIO MAR 2025	0	66.652	66.652
**D	EURIZON CAPITAL SGR - EURIZON TOP SELECTION SETTEMBRE 2023	0	38.336	38.336
**D	EURIZON CAPITAL SGR - EURIZON DISCIPLINA ATTIVA LUGLIO 2022	0	42.188	42.188
**D	EURIZON CAPITAL SGR - EURIZON TOP SELEC EQUILIBRIO GIU 2024	0	11.438	11.438
**D	EURIZON CAPITAL SGR - EURIZON TOP SELEC CRESCITA MARZO 2024	0	6.260	6.260
**D	EURIZON CAPITAL SGR - EURIZON HIGH INCOME DICEMBRE 2021	0	85.552	85.552
**D	EURIZON CAPITAL SGR - EURIZON TOP SELEC PRUDENTE MAGGIO 2024	0	2.698	2.698
**D	EURIZON CAPITAL SGR - EURIZON TOP SELEC PRUDENTE SETT 2024	0	2.773	2.773
**D	EURIZON CAPITAL SGR - EURIZON INCOME MULTISTRATEGY MAR 2022	0	18.485	18.485
**D	EURIZON CAPITAL SGR - EURIZON CEDOLA ATTIVA TOP OTTOBRE 2023	0	176.091	176.091
**D	EURIZON CAPITAL SGR - EURIZON MULTIASET REDDITO GIUGNO 2021	0	37.232	37.232
**D	EURIZON CAPITAL SGR - EURIZON MULTIASET VALUTARIO MAG 2024	0	33.826	33.826
**D	EURIZON CAPITAL SGR - EURIZON DEFENSIVE TOP SELEC DIC 2023	0	567	567
**D	EURIZON CAPITAL SGR - EURIZON CEDOLA ATTIVA TOP LUGLIO 2020	0	2.637	2.637
**D	EURIZON CAPITAL SGR - EURIZON MULTIASET REDDITO OTT 2023	0	8.191	8.191
**D	EURIZON CAPITAL SGR - EURIZON PIR ITALIA AZIONI	0	124.080	124.080
**D	EURIZON CAPITAL SGR - EURIZON DEFENSIVE TOP SELEC OTT 2024	0	2.187	2.187
**D	EURIZON CAPITAL SGR - EURIZON CEDOLA ATTIVA TOP MAGGIO 2022	0	39.701	39.701
**D	EURIZON CAPITAL SGR - EURIZON CEDOLA ATTIVA TOP LUGLIO 2021	0	21.620	21.620
**D	EURIZON CAPITAL SGR - EURIZON TOP SELEC CRESCITA MAG 2025	0	1.945	1.945
**D	EURIZON CAPITAL SGR - EURIZON MULTIASET REDDITO APRILE 2020	0	25.324	25.324
**D	EURIZON CAPITAL SGR - EURIZON TOP SELEC PRUDENTE MAG 2025	0	492	492
**D	EURIZON CAPITAL SGR - EURIZON CEDOLA ATTIVA TOP OTTOBRE 2021	0	9.673	9.673
**D	EURIZON CAPITAL SGR - EURIZON MULTIASET REDDITO DIC 2021	0	32.188	32.188
**D	EURIZON CAPITAL SGR - EURIZON CEDOLA ATTIVA TOP DIC 2021	0	10.856	10.856
**D	EURIZON CAPITAL SGR - EURIZON TOP SELEC EQUILIBRIO MAG 2025	0	2.306	2.306
**D	STG PFDS CORP EXPRESS MANDAAT ALLIANCE CAPITA	0	15.894	15.894
**D	STICHTING TELEGRAF PENSIOENFONDS 1959	0	19.834	19.834
**D	STICHTING BEDRIJFSPENSIOENFONDSVOOR DE LANDBOUW MANDAAT BLACKRO	0	217.733	217.733
**D	ONDERLINGE LEVENSWERK MANDAAT BLACKROCK	0	186.000	186.000
**D	STICHTING PENSIOENFONDS WOMEN	0	127.797	127.797
**D	THE CANADA LIFE ASSURANCE COMPANY	0	63.737	63.737
**D	CO-OPERATIVE SUPERANNUATION SOCIETY PENSION PLAN	0	4	4
**D		0	1	1
**D		0	1	1

84573/1988

84573 1989

LISTA ESITO DELLE VOTAZIONE

Oggetto: Relazione sulla politica in materia di remunerazione e sui compensi corrisposti (1 Sez.): politica in materia di remunerazione. FAVOREVOLI

Badge	Ragione Sociale	Proprio	Delega	Totale
**D	THE GREAT-WEST LIFE ASSURANCE COMPANY	0	136.915	136.915
**D	THE GREAT-WEST LIFE ASSURANCE COMPANY	0	8.674	8.674
**D	COUNSEL DEFENSIVE GLOBAL EQUITY	0	2.085	2.085
**D	COUNSEL GLOBAL LOW VOLATILITY EQU	0	66.421	66.421
**D	IPC MULTI-FACTOR INTERNATIONAL EQUITY	0	11.984	11.984
**D	INVESTORS LOW VOLATILITY GLOBAL EQUITY FUND	0	907.115	907.115
**D	IPROFILE INTERNATIONAL EQUITY POOL	0	526.492	526.492
**D	IUCOE LOCAL 793 MEMBERS PENSION BENEFIT TRUST OF ONTARIO	0	1	1
**D	LONDON LIFE INSURANCE COMPANY .	0	1	1
**D	LONDON LIFE INSURANCE COMPANY .	0	1	1
**D	LONDON LIFE INSURANCE COMPANY .	0	1	1
**D	LONDON LIFE INSURANCE COMPANY .	0	1	1
**D	LONDON LIFE INSURANCE COMPANY .	0	1	1
**D	LONDON LIFE INSURANCE COMPANY .	0	1	1
**D	LEITH WHEELER INTERNATIONAL EQUITY PLUS FUND	0	60.797	60.797
**D	GLOBAL ALL CAP EQUITY FUND (SETANTA)	0	11.289	11.289
**D	GLOBAL LOW VOLATILITY FUND (ILIM)	0	2.520	2.520
**D	GROWTH AND INCOME FUND (GWLIM)	0	2.821	2.821
**D	LONDON LIFE PATHWAYS INTERNATIONAL EQUITY FUND	0	6.796	6.796
**D	GLOBAL DIVIDEND CLASS (SETANTA)	0	167.816	167.816
**D	GROWTH AND INCOME CLASS (GWLIM)	0	22.986	22.986
**D	GLOBAL DIVIDEND FUND (SETANTA)	0	158.588	158.588
**D	GLOBAL EQUITY CLASS (SETANTA)	0	49.988	49.988
**D	MCLEAN & PARTNERS PRIVATE INTERNATIONAL EQUITY PURPOSE FUND CORP	0	228.000	228.000
**D	PURPOSE FUND CORP	0	111.336	111.336
**D	RESOLUTE FOREIGN EQUITY MASTER TRUST FUND	0	15.549	15.549
**D	PIER 21 GLOBAL EQUITY POOL (SETANTA PIER 21 GLOBAL EQUITY POOL)	0	558.599	558.599
**D	PIER 21 EAFE EQUITY POOL (SETANTA)	0	110.823	110.823
**D	T. ROME PRICE INFL CONCENTRATED EQUITY POOL	0	31.100	31.100
**D	TD EMERALD INTERNATIONAL EQUITY INDEX FUND	0	2.637	2.637
**D	TD INTERNATIONAL INDEX FUND	0	1	1
**D	TD EUROPEAN INDEX FUND .	0	1	1
**D	TD INTERNATIONAL EQUITY INDEX ETF	0	1	1
**D	TD SYSTEMATIC INTERNATIONAL EQUITY LOW VOLATILITY ETF	0	1	1
**D	TD Q GLOBAL DIVIDEND ETF	0	1	1
**D	IMPERIAL INTERNATIONAL EQUITY POOL	0	104.284	104.284
**D	FIRST ASSET MORNINGSTAR INTERNATIONAL VALUE INDEX ETF	0	131.292	131.292
**D	WINDWISE MSCI EAFE INDEX NON-LENDING, FUND FOR EXEMPT ORG.	0	121.868	121.868
**D	CIBC INTERNATIONAL INDEX FUND	0	1	1
**D	CIBC EUROPEAN INDEX FUND	0	15.725	15.725
**D	CIBC POOLED INTERNATIONAL EQUITY INDEX FUND	0	12.831	12.831
**D	AXA WORLD FUNDS	0	125.263	125.263

LISTA ESITO DELLE VOTAZIONE

Objetto: Relazione sulla politica in materia di remunerazione e sui compensi corrisposti (I Sez.): politica in materia di remunerazione. FAVOREVOLI

Badge	Ragione Sociale	Proprio	Delega	Totale
**D	BLACKROCK GLOBAL INDEX FUNDS	0	8.552	8.552
**D	MFS MERIDIAN FUNDS	0	1.748.842	1.748.842
**D	MFS INVESTMENT FUNDS	0	898.557	898.557
**D	INVESTEC GLOBAL STRATEGY FUND	0	1.215.994	1.215.994
**D	ISHARES MSCI EAFE INTERNATIONAL INDEX FUND	0	1.073.957	1.073.957
**D	ISHARES MSCI ACWI ETF	0	556.940	556.940
**D	ISHARES MSCI EX US ETF	0	439.950	439.950
**D	ISHARES GLOBAL ENERGY ETF	0	1.421.213	1.421.213
**D	ISHARES MSCI EUROZONE ETF	0	2.366.924	2.366.924
**D	ISHARES EUROPE ETF	0	423.798	423.798
**D	ISHARES MSCI EAFE ETF	0	9.360.438	9.360.438
**D	ISHARES MSCI EAFE VALUE ETF	0	2.077.171	2.077.171
**D	ISHARES MSCI KOKUSAI ETF	0	8.778	8.778
**D	ISHARES MSCI ITALY ETF	0	1.403.261	1.403.261
**D	ISHARES INTERNATIONAL SELECT DIVIDEND ETF	0	5.426.024	5.426.024
**D	ISHARES CORE MSCI EUROPE ETF	0	884.441	884.441
**D	ISHARES EDGE MSCI MIN VOL EUROPE ETF	0	3.466	3.466
**D	ISHARES EDGE MSCI INTL VALUE FACTOR ETF	0	143.113	143.113
**D	ISHARES EDGE MSCI INFL SIZE FACTOR ETF	0	572	572
**D	ISHARES ESG MSCI EAFE ETF	0	495.389	495.389
**D	ISHARES MSCI GLOBAL ENERGY PRODUCERS ETF	0	71.360	71.360
**D	ISHARES MSCI WORLD ETF	0	48.255	48.255
**D	ISHARES CORE MSCI EAFE ETF	0	10.981.295	10.981.295
**D	ISHARES CORE MSCI TOTAL INTERNATIONAL STOCK ETF	0	2.050.848	2.050.848
**D	ISHARES CORE MSCI INTERNATIONAL DEVELOPED MARKETS ETF	0	406.520	406.520
**D	ISHARES CORE MSCI EAFE IMI INDEX ETF	0	434.660	434.660
**D	ISHARES MSCI EUROPE IMI INDEX ETF	0	48.179	48.179
**D	ISHARES ESG MSCI EAFE INDEX ETF	0	3.190	3.190
**D	ISHARES INTERNATIONAL FUNDAMENTAL INDEX ETF	0	42.781	42.781
**D	ISHARES GLOBAL MONTHLY DIVIDEND INDEX ETF (CAD-HEDGED)	0	48.990	48.990
**D	CONNECTICUT GENERAL LIFE INSURANCE COMPANY	0	6.036	6.036
**D	TOTAL INTERNATIONAL EX U.S. INDEX MASTER PORTFOLIO OF MASTER INV	0	129.285	129.285
**D	ARROWSTREET INTERNATIONAL EQUITY EAFE TRUST FUND	0	159.007	159.007
**D	ARROWSTREET INTERNATIONAL EQUITY ACWI EX US TRUST FUND	0	915.726	915.726
**D	UNITED TECHNOLOGIES CORPORATION EMPLOYEE SAVINGS PLAN MASTER TRU	0	285.167	285.167
**D	BEAR CREEK INC.	0	7.851	7.851
**D	COMMONFUND DIRECT SERIES LLC - CF TROME PRICE EUROPEAN EQUITY SE	0	504.840	504.840
**D	CITY UNIVERSITY OF NEW YORK	0	3.394	3.394
**D	MICROSOFT CORPORATION SAVINGS PLUS 401(K) PLAN	0	377.967	377.967
**D	MFS INTERNATIONAL EQUITY FUND II	0	827.691	827.691
**D	MFS INTERNATIONAL EQUITY FUND	0	266.564	266.564
**D	MFS GLOBAL EQUITY VALUE FUND	0	163.544	163.544
**D	FEG SELECT	0	100.989	100.989

8.4573/1990

84573/1991

LISTA ESITO DELLE VOTAZIONE

Oggetto: Relazione sulla politica in materia di remunerazione e sui compensi corrisposti (I Sez.): politica in materia di remunerazione.
FAVOREVOLI

Badge	Ragione Sociale	Proprio	Delega	Totale
**D	FEDEX CORPORATION EMPLOYEES PENSION TRUST	0	120.123	120.123
**D	FRANKLIN TEMPLETON ETF TRUST - FRANKLIN FTSE EUROPE ETF	0	65.250	65.250
**D	FRANKLIN TEMPLETON ETF TRUST - FRANKLIN FTSE ITALY ETF	0	23.241	23.241
**D	FRANKLIN FTSE EUROPE EX U.K. INDEX ETF	0	34.521	34.521
**D	FRANKLIN TEMPLETON ETF TRUST - FRANKLIN FTSE EUROPE HEDGED ETF	0	1.283	1.283
**D	FRANKLIN TEMPLETON ETF TRUST-FRANKLIN LIBERTY SYSTEMATIC STYLE P	0	13.980	13.980
**D	HAND COMPOSITE EMPLOYEE BENEFIT TRUST	0	29.912	29.912
**D	PIMCO BALANCED INCOME FUND (CANADA)	0	3.994	3.994
**D	HARTFORD MULTI-ASSET INCOME FUND	0	5.977	5.977
**D	HARTFORD INTERNATIONAL EQUITY FUND	0	142.761	142.761
**D	THE HARTFORD INTERNATIONAL VALUE FUND	0	1.849.170	1.849.170
**D	THE HARTFORD GLOBAL REAL ASSET FUND	0	111.035	111.035
**D	ROCHE U.S. RETIREMENT PLANS MASTER TRUST	0	116.434	116.434
**D	KAISER FOUNDATION HEALTH PLAN INC RETIREE HEALTH AND WELFARE PLA	0	47.304	47.304
**D	FIRST CHURCH OF CHRIST SCIENTIST	0	11.372	11.372
**D	JANUS CAPITAL MANAGEMENT LLC	0	360	360
**D	INTECH GLOBAL ALL COUNTRY ENHANCED INDEX FUND LLC	0	1.694	1.694
**D	SUNAMERICA EQUITY FUNDS AIG INTERNATIONAL DIVIDEND STRATEGY FUND	0	69.019	69.019
**D	SUNAMERICA SPECIALTY SERIES AIG INCOME EXPLORER FUND	0	26.033	26.033
**D	SEASONS SERIES TRUST SA PUTNAM ASSET ALLOCATION DIVERSIFIED GROW	0	9.207	9.207
**D	SUNAMERICA SERIES TRUST SA JPM DIVERSIFIED BALANCED PORTFOLIO	0	3.338	3.338
**D	SEASONS SERIES TRUST SA MULTI-MANAGED INTERNATIONAL EQUITY PORTF	0	20.019	20.019
**D	SUNAMERICA SERIES TRUST SA BLACKROCK VCP GLOBAL MULTI ASSET PORT	0	1.769	1.769
**D	SUNAMERICA SERIES TRUST- SA SCHROEDERS VCP GLOBAL ALLOCATION PORT	0	5.525	5.525
**D	SUNAMERICA SERIES TRUST - SA INTERNATIONAL INDEX PORTFOLIO	0	83.596	83.596
**D	SUNAMERICA SERIES TRUST SA TEMPLETON FOREIGN VALUE PORTFOLIO	0	547.648	547.648
**D	KP INTERNATIONAL EQUITY FUND	0	276.898	276.898
**D	CAYMAN ISLANDS CHAMBER OF COMMERCE PENSION FUND	0	22.366	22.366
**D	COUNTY OF LOS ANGELES DEFERRED COMPENSATION AND THRIFT PLAN	0	34.560	34.560
**D	LVIP MONDRIAN INTERNATIONAL VALUE FUND	0	1.741.130	1.741.130
**D	LVIP SSGA INTERNATIONAL INDEX FUND	0	596.325	596.325
**D	COUNTY OF LOS ANGELES SAVINGS PLAND THRIFT PLAN	0	127.277	127.277
**D	RHUMBLINE INTERNATIONAL POOLED INDEX TRUST	0	46.485	46.485
**D	ALLIANCEBERNSTEIN INTERNATIONAL ALL-COUNTRY PASSIVE SERIES	0	6.133	6.133
**D	TALCOTT RESOLUTION LIFE INSURANCE COMPANY	0	20.230	20.230
**D	NEW YORK STATE DEFERRED COMPENSATION PLAN	0	45.595	45.595
**D	NORTHWESTERN MUTUAL SERIES FUND, INC. - INTERNATIONAL EQUITY POR	0	1.246.735	1.246.735
**D	NORTHWESTERN MUTUAL SERIES FUND, INC. - RESEARCH INTERNATIONAL C	0	445.100	445.100
**D	CITY OF NEW YORK GROUP TRUST	0	13.000	13.000
**D	CITY OF NEW YORK GROUP TRUST	0	15.000	15.000
**D	CITY OF NEW YORK GROUP TRUST	0	7.329	7.329
**D	CITY OF NEW YORK GROUP TRUST	0	9.679	9.679
**D	CITY OF NEW YORK GROUP TRUST	0	21.590	21.590

LISTA ESITO DELLE VOTAZIONE

Oggetto: Relazione sulla politica in materia di remunerazione e sui compensi corrisposti (1 Sez.): politica in materia di remunerazione.
FAVOREVOLI

Badge	Ragione Sociale	Proprio	Delega	Totale
**D	CITY OF NEW YORK GROUP TRUST	0	14.329	14.329
**D	CITY OF NEW YORK GROUP TRUST	0	25.450	25.450
**D	CITY OF NEW YORK GROUP TRUST	0	21.060	21.060
**D	CITY OF NEW YORK GROUP TRUST	0	24.470	24.470
**D	CITY OF NEW YORK GROUP TRUST	0	337.158	337.158
**D	CITY OF NEW YORK GROUP TRUST	0	291.955	291.955
**D	CITY OF NEW YORK GROUP TRUST	0	261.740	261.740
**D	CITY OF NEW YORK GROUP TRUST	0	21.930	21.930
**D	FIDELITY COWINGTON TRUST: FIDELITY INTL VALUE FACTOR ETF	0	6.571	6.571
**D	FIDELITY COWINGTON TRUST: FIDELITY TARGETED INTEL FACTOR ETF	0	773	773
**D	PIMCO RAE INTERNATIONAL FUND LLC	0	239.284	239.284
**D	PIMCO EQUITY SERIES: PIMCO DIVIDEND AND INCOME FUND	0	55.718	55.718
**D	PIMCO EQUITY SERIES: PIMCO RAE INTERNATIONAL FUND	0	401.268	401.268
**D	PRINCIPAL DIVERSIFIED REAL ASSET CIT	0	70.820	70.820
**D	ARROWSTREET (CANADA) INTERNATIONAL DEVELOPED MARKET EX US FUND I	0	40.707	40.707
**D	PUTNAM WORLD TRUST	0	4.026	4.026
**D	PES:PIMCO RAFI DYNAMIC MULTI-FACTOR INTERNATIONAL EQUITY EFF	0	4.420	4.420
**D	ALASKA COMMON TRUST FUND	0	110.211	110.211
**D	RUSSELL INVESTMENTS INSTITUTIONAL FUNDS, LLC INTERNATIONAL EQUIT	0	7.605	7.605
**D	RUSSELL INVESTMENTS INSTITUTIONAL FUNDS, LLC GLOBAL EQUITY PLUS	0	433	433
**D	INTERNATIONAL PUBLIC EQUITY, LLC	0	81.402	81.402
**D	SEGA MSCI ACWI EX-USA INDEX NON-LENDING DAILY TRUST	0	57.097	57.097
**D	SERVICES GROUP OF AMERICA INC	0	660	660
**D	HARTFORD SCHROEDERS INTERNATIONAL MULTI-CAP VALDE FUND	0	898.301	898.301
**D	SIERRA/TEMPLETON INTERNATIONAL EQUITY TRUST	0	38.530	38.530
**D	WILMINGTON TRUST COLLECTIVE INVESTMENT TRUST	0	1.046.567	1.046.567
**D	ROMAN CATHOLIC BISHOP OF SPRINGFIELD A CORPORATION SOLE	0	1.746	1.746
**D	TEMPLETON INTERNATIONAL EQUITY FUND	0	887.233	887.233
**D	TENNESSEE CONSOLIDATED RETIREMENT SYSTEM	0	2.271.144	2.271.144
**D	VANGUARD FTSE DEVELOPED EUROPE ALL CAP INDEX ETF	0	36.025	36.025
**D	VANGUARD FTSE DEVELOPED ALL CAP EX NORTH AMERICA INDEX ETF	0	161.093	161.093
**D	VANGUARD DEVELOPED ALL-CAP EX NORTH AMERICA EQUITY INDEX POOLED	0	13.641	13.641
**D	VANGUARD GLOBAL VALUE FACTOR ETF	0	1.651	1.651
**D	VANGUARD FTSE DEVELOPED EX NORTH AMERICA HIGH DIVIDEND YIELD IND	0	4.218	4.218
**D	WELLS FARGO BK DECL OF TRUST ESTABL INVEST FUNDS EMPLOYEE BEN TR	0	88.114	88.114
**D	WELLINGTON COMPOUND GROWTH, L.P.	0	13.891	13.891
**D	WILMINGTON TRUST COLLECTIVE INVESTMENT TRUST	0	273.089	273.089
**D	VANGUARD ENERGY FUND	0	195.191	195.191
**D	VANGUARD ENERGY FUND	0	1.556.280	1.556.280
**D	VANGUARD TOYAN WORLD STOCK INDEX FUND	0	907.518	907.518
**D	VANGUARD DEVELOPED MARKETS INDEX FUND	0	16.096.177	16.096.177
**D	HC CAPITAL TRUST - THE INSTITUTIONAL INTERNATIONAL EQUITY PORTFOL	0	210.749	210.749
**D	HC CAPITAL TRUST - THE ESG GROWTH PORTFOLIO	0	6.471	6.471

84573/1992

LISTA ESITO DELLE VOTAZIONE

Oggetto: Relazione sulla politica in materia di remunerazione e sui compensi corrisposti (I Sez.): politica in materia di remunerazione. FAVOREVOLI

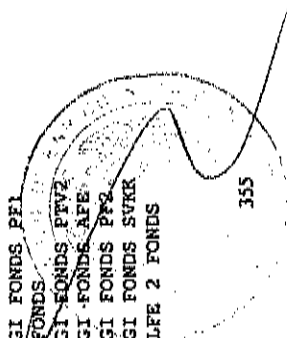
Badge	Ragione Sociale	Proprio	Delega	Totale
**D	HC CAPITAL TRUST- THE CATHOLIC SRI GROWTH PORTFOLIO	0	3.820	3.820
**D	ARKWRIGHT, LLC	0	11.841	11.841
**D	INTERNATIONAL MONETARY FUND	0	156.511	156.511
**D	PUTNAM VARIABLE TRUST - PUTNAM VT GLOBAL ASSET ALLOCATION FUND	0	4.148	4.148
**D	PUTNAM DYNAMIC ASSET ALLOCATION GROWTH FUND	0	104.565	104.565
**D	PUTNAM DYNAMIC ASSET ALLOCATION BALANCED FUND	0	68.741	68.741
**D	PUTNAM DYNAMIC ASSET ALLOCATION CONSERVATIVE FUND	0	22.190	22.190
**D	PUTNAM TOTAL RETURN TRUST	0	6.360	6.360
**D	PUTNAM RETIREMENT ADVANTAGE GAA GROWTH PORTFOLIO	0	67.787	67.787
**D	PUTNAM RETIREMENT ADVANTAGE GAA BALANCE PORTFOLIO	0	39.007	39.007
**D	PUTNAM RETIREMENT ADVANTAGE GAA CONSERVATIVE PORTFOLIO	0	11.034	11.034
**D	PUTNAM RETIREMENT ADVANTAGE GAA INCOME STRATEGIES PORTFOLIO	0	11.186	11.186
**D	PUTNAM RETIREMENT ADVANTAGE GAA EQUITY PORTFOLIO	0	22.292	22.292
**D	PUTNAM TOTAL RETURN FUND, LLC	0	4.583	4.583
**D	THE STATE OF NEVADA	0	8.971	8.971
**D	PUTNAM DYNAMIC ASSET ALLOCATION EQUITY FUND	0	2.331	2.331
**D	THORNBURG INVESTMENT INCOME BUILDER FUND	0	4.060.252	4.060.252
**D	CANADA PENSION PLAN INVESTMENT BOARD	0	10	10
2	AVV. DARIO TREVISAN RAPPRESENTANTE DESIGNATO IN QUALITA' DI DELEGATO E SUBDELEGATO AI SENSI DELL'ART. 135-NOVIES TUF	0	0	0
**D	CASSA DEPOSITI E PRESTITI S.P.A.	0	936.179.478	936.179.478
**D	MINISTERO DELL'ECONOMIA E DELLE FINANZE	0	157.552.137	157.552.137
**D	HC RENTE	0	23.656	23.656
**D	SIEMENS DC BALANCED SIEMENS FONDS INVEST GMBH	0	14.393	14.393
**D	SIEMENS-FONDS SIEMENS-RENTE SIEMENS FONDS INVEST GMBH	0	490.721	490.721
3	AVV. DARIO TREVISAN RAPPRESENTANTE DESIGNATO IN QUALITA' DI DELEGATO AI SENSI DELL'ART. 135-UNDECIES TUF	0	0	0
**D	FONDAZIONE ENPRM	0	18.252.116	18.252.116
**D	FONDAZIONE CASSA DI RISPARMIO DI MODENA	0	3.018.798	3.018.798
**D	CASSA NAZ. PREV. E ASS. INGEGNERI ARCH.I	0	12.687.050	12.687.050
Totale voti			1.961.165.800	
Percentuale votanti %			95,276924	
Percentuale Capitale %			53,964386	

LISTA ESITO DELLE VOTAZIONE

Oggetto: Relazione sulla politica in materia di remunerazione e sui compensi corrisposti (I Sez.): politica in materia di remunerazione. CONTRARI

Badge	Ragione Sociale	Proprio	Delega	Totale
1	AVV. DARIO TREVISAN RAPPRESENTANTE DESIGNATO IN QUALITA' DI DELEGATO AI SENSI DELL'ART. 135-NOVIES TUF	0	0	0
**D	AVIVA INVESTORS	0	41.920	41.920
**D	UNION INVESTMENT INSTITUTIONAL GMBH	0	86.763	86.763
**D	DKB EUROPA FONDS BAYERNINVEST LUXEMBOURG	0	35.711	35.711
**D	BAYERNINVEST KVG MBH	0	21.450	21.450
**D	BAYERNINVEST KAPITALVERWALTUNGSGESSELLSCH	0	30.058	30.058
**D	BAYERNINVEST KAPITALVERWALTUNGSGESSELLSCHAF	0	14.346	14.346
**D	FIDELITY POC VALUE UNCONSTRAINED	0	206	206
**D	JAPAN TRUSTEE SERVICES BANK LTD	0	13.499	13.499
**D	HI MASTER VB FONDS	0	191.000	191.000
**D	BAYK G2 FONDS	0	274.544	274.544
**D	HL-KABL-FONDS	0	413.000	413.000
**D	ALLIANZGI FONDS APNIESA	0	78.335	78.335
**D	ALLIANZGI FONDS FEV	0	7.296	7.296
**D	ALLIANZ GI FONDS RAMW II	0	50.000	50.000
**D	BAYK A4 FONDS	0	50.585	50.585
**D	ALLIANZGI FONDS GANO 2	0	7.522	7.522
**D	ALLIANZGI FONDS PFD	0	1.976	1.976
**D	ALLIANZGI FONDS REINVEST	0	2.966	2.966
**D	ALLIANZGI FONDS WERT	0	3.500	3.500
**D	ALLIANZGI FONDS UGF	0	7.000	7.000
**D	ALLIANZGI FONDS DPF DILLINGER PENSIONSFO	0	19.249	19.249
**D	ALLIANZGI FONDS GANO	0	1.294	1.294
**D	ALLIANZGI FONDS FIB	0	40.000	40.000
**D	ALLIANZGI FONDS AVF	0	1.948	1.948
**D	DBI FONDS EBB	0	10.560	10.560
**D	ALLIANZGI FONDS TOB	0	7.930	7.930
**D	ALLIANZGI FONDS GDP	0	8.000	8.000
**D	ALLIANZGI FONDS NICO	0	1.854	1.854
**D	ALLIANZGI FONDS MAV	0	6.317	6.317
**D	ALLIANZGI FONDS PGD	0	10.842	10.842
**D	ALLIANZGI FONDS DUNHILL	0	6.520	6.520
**D	ALLIANZGI FONDS VSBW	0	30.025	30.025
**D	ALLIANZGI FONDS SIV	0	3.702	3.702
**D	SUEWE COFONDS	0	25.000	25.000
**D	ALLIANZGI FONDS PEL	0	9.887	9.887
**D	HEZH COFONDS	0	10.000	10.000
**D	ALLIANZGI FONDS FFVZ	0	95.751	95.751
**D	ALLIANZGI FONDS AFE	0	60.699	60.699
**D	ALLIANZGI FONDS PFA	0	98.899	98.899
**D	ALLIANZGI FONDS SVKK	0	2.474	2.474
**D	KREBSHILFE 2 FONDS	0	4.210	4.210

84573/2024



LISTA ESITO DELLE VOTAZIONE

Oggetto: Relazione sulla politica in materia di remunerazione e sui compensi corrisposti (I Sez.): politica in materia di remunerazione.

CONTRARI

Badge	Ragione Sociale	Proprio	Delega	Totale
**D	ALLIANZGI FONDS CAESAR	0	7.820	7.820
**D	ALLIANZGI FONDS DPWS	0	8.135	8.135
**D	MASTERFONDS SANTHUS	0	76.134	76.134
**D	ALLIANZGI FONDS OB PENSION	0	18.822	18.822
**D	SDK K3 FONDS	0	4.080	4.080
**D	BNP PARIBAS FUND	0	530.830	530.830
**D	GA FUND L	0	7.662	7.662
**D	BNP PARIBAS A FUND	0	7.415	7.415
**D	BNP PARIBAS EASY	0	338.864	338.864
**D	BNP PARIBAS FUNDS	0	43.196	43.196
**D	CATHOLIC COMMUNITY FOUNDATION OF MINNESO	0	3.745	3.745
**D	FCPE HORIZON EP. ACTION	0	25.509	25.509
**D	LA MONDIALE	0	1.170.000	1.170.000
**D	FCP CAMGEST VALEURS EURO	0	381.370	381.370
**D	INDEP ACTIONS CROISSANCE	0	309.000	309.000
**D	FCP BNP PARIBAS DEEP VALUE	0	500.167	500.167
**D	AMPELI MUTUELLE	0	17.400	17.400
**D	FCP BNPP ACTION MONDE	0	10.803	10.803
**D	AVIVA PATRIMOINE	0	29.519	29.519
**D	AVIVA DIVERSIFIE	0	5.323	5.323
**D	FCP ALM ACTIONS EURO	0	984.023	984.023
**D	FCP AVIVA INVESTORS SELECTION	0	27.140	27.140
**D	FCP AVIVA INVESTORS CONVICTION	0	252.423	252.423
**D	FCP AVIVA INVESTORS VALORISATION	0	153.453	153.453
**D	FCP AFER ACTIONS EURO	0	1.302.705	1.302.705
**D	FCP AVIVA PERFORMANCE	0	8.268	8.268
**D	FCP AVIVA ACTIONS EURO	0	137.595	137.595
**D	FCP AFER ACTIONS MONDE	0	141.801	141.801
**D	FCP AVIVA STRUCTURE INDEX 3	0	133.492	133.492
**D	FCP ALM ACT ZONE EUR ISR	0	2.600.000	2.600.000
**D	FCP AG2R LA MONDIALE ACT EUROPE ISR	0	535.000	535.000
**D	FCPE HENKEL DVSF INF EXP	0	763	763
**D	LM HARMONY	0	5.715	5.715
**D	FCP KLESIA K ACTIONS EURO	0	9.400	9.400
**D	BNP PARIBAS EQUITY - FOCUS ITALIA	0	80.035	80.035
**D	FCP KLESIA K RETRAITE EURO	0	550.000	550.000
**D	INDEP AM	0	33.000	33.000
**D	CAISSE DES DEPOTS ET CONSIGNATIONS	0	11.404.476	11.404.476
**D	CAISSE DES DEPOTS ET CONSIGNATIONS	0	7.301.331	7.301.331
**D	CAISSE DES DEPOTS ET CONSIGNATIONS	0	46.959	46.959
**D	CAISSE DES DEPOTS ET CONSIGNATIONS	0	46.959	46.959
**D	FCP VILLIERS ACTIONS EUROPE CPR AM	0	283.139	283.139
**D	CAPACITY FONDS INSTITUTIONNEL-ACTIONS ETRANGERES PIB	0	22.096	22.096

LISTA ESITO DELLE VOTAZIONE

Oggetto: Relazione sulla politica in materia di remunerazione e sui compensi corrisposti (1 Sez.): politica in materia di remunerazione.
CONTRARI

Badge	Ragione Sociale	Proprio	Delega	Totale
**D	CAPACITY FONDS INSTITUTIONNEL ACTIONS ETRANGERES	0	53.072	53.072
**D	STICHTING DEPOSITARY APG DEVELOPED	0	220.698	220.698
**D	KYBURG INSTITUTIONAL FUND - AKTIEM WELT	0	159.400	159.400
**D	BVK PERSONALVORSORGE DES KANTONS ZURICH	0	180.359	180.359
**D	DEKA INVESTMENT GMBH RE DEKA-BASIS	0	12.000	12.000
**D	DEKA VERMOEGENSMANAGEMENT GMBH RE KEPPNER	0	25.000	25.000
**D	DEKA VERMOEG GMBH RE PRIV BANK-STROKTUR	0	65.000	65.000
**D	DEKA VERMOEGENSMANAGEMENT GMBH RE LINGOHR	0	88.671	88.671
**D	DEKA INVESTMENT GMBH RE DEKA	0	4.100	4.100
**D	DEKA VERMOEGENSMANAGEMENT GMBH RE LINGOHR	0	232.056	232.056
**D	DEKA INVEST GMBH RE DEKA-BAV-FONDS	0	97.411	97.411
**D	DEKA INVESTMENT GMBH	0	49.249	49.249
**D	DEKA INVEST GMBH RE DEKA-NACHH KOM	0	84.985	84.985
**D	DEKA INV GMBH R DEK MSCI WORLD UCITS ETF	0	3.852	3.852
**D	DEKA INVEST GMBH RE BEROLINARENT DEKA	0	4.850	4.850
**D	DEKA INV. GMBH RE DEKA ST.EUR.50 UCI ETF	0	21.029	21.029
**D	DEKA INV. GMBH DEKA MSCI EUROPE UCITS ET	0	118.931	118.931
**D	DEKA INVESTMENT GMBH RE MSCI EUROPE LC UCITS	0	13.607	13.607
**D	DEKA INVESTMENT GMBH RE PKBMF	0	15.800	15.800
**D	DEKA INVEST DEKA EURO STOXX 50 - UCITS	0	812.843	812.843
**D	DEKA INVEST GMBH RE BALANCE DYNAMISCH	0	11.639	11.639
**D	DEKA INVEST RE/DEKAFUTUR-WACHSTUM	0	12.200	12.200
**D	DEKA INVESTMENT GMBH RE DEKAFUTUR-CHANCE	0	39.000	39.000
**D	DEKA INVESTMENT GMBH RE DEKA-BR 100	0	588.706	588.706
**D	DEKA INVEST GMBH RE DEKA-BR 85	0	30.785	30.785
**D	DEKA INVESTMENT GMBH RE DEKA-BR 75	0	29.640	29.640
**D	DEKA INVESTMENT GMBH RE DEKA-BR 55	0	12.991	12.991
**D	DEKA INVESTMENT GMBH RE DEKA-BR 35	0	72.423	72.423
**D	DEKA INVEST RE/DEKAFUTUR-ERTRAG	0	1.800	1.800
**D	DEKA INVEST RE DEKA-EUROLAND BALANCE	0	661.950	661.950
**D	DEKA INVESTMENT GMBH RE DEKA-DIVIDEND VA	0	170.000	170.000
**D	MANAGED PORTFOLIO SERIES INTL SH FUND 1	0	9.452	9.452
**D	WESTPAC WHOLESALE UNHEDGED INT SHARE TRU	0	64.222	64.222
**D	BT WHOLESALE MULTI MANAG INTL SHARE FUND	0	25.277	25.277
**D	DEKA INVESTMENT GMBH RE DEKA-EUROPAROND	0	808.375	808.375
**D	WSSP INTERNATIONAL EQUITIES TRUST	0	95.063	95.063
**D	DEKA INVEST GMBH RE A-USA-FONDS	0	22.700	22.700
**D	MINISTRY OF ECONOMY AND FINANCE	0	252.161	252.161
**D	AVIVA LIFE & PENSIONS UK LIMITED	0	627.793	627.793
**D	DEKA INVE GMBH RE DEKA-PRIVATVORSORGE AS	0	85.000	85.000
**D	DEKA INVEST GMBH RE AGR DEKA	0	7.800	7.800
**D	DEKA INV GMBH RE ROBAND MASTERFONDS	0	22.369	22.369
**D	DEKA INVEST GMBH RE BODENSEE-FONDS	0	1.700	1.700

84573/1996

84573/1997

LISTA ESITO DELLE VOTAZIONE

Objetto: Relazione sulla politica in materia di remunerazione e sui compensi corrisposti (1 Sez.): politica in materia di remunerazione.
CONTRARI

Badge	Ragione Sociale	Proprio	Delega	Totale
**D	DEKA INV GMBH RE FIDELITAS FUNEMASTER 8	0	31.986	31.986
**D	DEKA INVEST RE INTER-ESSEN-FONDS	0	10.267	10.267
**D	DEKA INVEST RE A-CRISPINUS FOND	0	9.000	9.000
**D	DEKA A-DIM-WETZLAR-FONDS	0	8.350	8.350
**D	DEKA A-DIM-WETZLAR-BALANCED-FONDS	0	9.150	9.150
**D	DEKA INVEST MBH VITUS FIRST VALUE FONDS	0	124.000	124.000
**D	DEKA INVESTMENT GMBH RE AUW-FONDS	0	11.215	11.215
**D	DEKA INVEST GMBH RE DEKA MULT ASS TOT RE	0	3.021	3.021
**D	DEKA FUND INVESTMENT RE/ A-HORCH-FONDS	0	73.100	73.100
**D	DEKA INVEST MAULBRONN-STROMBERG-FONDS	0	10.650	10.650
**D	DEKA INVESTMENT GMBH RE DEKA-BR 20	0	1.384	1.384
**D	DEKA INVEST. A-NORDHAUSEN 2-FONDS	0	16.655	16.655
**D	DEKA INVESTMENT GMBH RE RANW AKTIEN	0	35.289	35.289
**D	DEKA INVESTMENT GMBH RE TEG FONDS	0	2.000	2.000
**D	DEKA INVESTMENT GMBH RE MV-FONDS	0	25.000	25.000
**D	DEKA INV. RE A-STENDALER-ROLANDFONDS I	0	414	414
**D	DEKA INVESTMENT GMBH RE A-KSK FULDA-FOND	0	17.600	17.600
**D	DEKA INVESTMENT GMBH RE S BROKER 1 FONDS	0	4.530	4.530
**D	DEKA INVESTMENT GMBH RE A-SKGO-FONDS	0	15.500	15.500
**D	DEKA INVESTMENT GMBH RE A-ASD FONDS	0	14.000	14.000
**D	DEKA INVESTMENT GMBH RE A-AMISIA-FONDS	0	30.000	30.000
**D	DEKA INV. GMBH RE BAUTZEN FUNDMASTER	0	65.000	65.000
**D	DEKA INVESTMENT GMBH RE HERZOGTUM I	0	15.000	15.000
**D	DEKA INVESTME GMBH RE A-HECKER-FONDS I	0	34.000	34.000
**D	DEKA INVESTME GMBH RE CHRONOS FUNDMASTER	0	25.000	25.000
**D	GVV POOLFONDS PAI	0	131.020	131.020
**D	DEKA VALUE PLUS	0	187.700	187.700
**D	ALLIANZGI-FONDS DSFT	0	107.410	107.410
**D	RAGS-FUNDMASTER	0	24.642	24.642
**D	INTERNATIONAL FUND MANAGEMENT S.A. RE IF	0	600.000	600.000
**D	DEKA INTERNATIONAL S.A. RE DEKALUX-GLOBA	0	33.395	33.395
**D	DEKA INTERNATIONAL S.A. RE DEKA-EUROPEVA	0	11.212	11.212
**D	BUREAU OF LABOR FUNDS-LABOR PENSION FUND	0	1.108	1.108
**D	BUREAU OF LABOR FUNDS-LABOR INSURANCE FU	0	1.825	1.825
**D	AVIVA INVESTORS FUNDS ICVC-AVIVA INAVIVA	0	154.369	154.369
**D	AVIVA INVESTORS INVESTMENT FUNDS IC	0	40.454	40.454
**D	EXANE FONDS 2	0	1.225.844	1.225.844
**D	LBPAM ISR AVENIR EURO	0	7.523	7.523
**D	FCP LBPAM ACTIONS VALUE EURO	0	1.098.291	1.098.291
**D	LBPAM ACTIONS EURO LARGE CAP	0	171.892	171.892
**D	LBPAM IRC ACTIONS ISR	0	279.386	279.386
**D	FCP LBPAM DIVERSIFIE FOCUS OBLIG 3 S	0	12.193	12.193
**D	FCP LBPAM IRC ACTIONS EURO MIN VAR	0	75.755	75.755

LISTA ESITO DELLE VOTAZIONE

Oggetto: Relazione sulla politica in materia di remunerazione e sui compensi corrisposti (1 Sez.): politica in materia di remunerazione. CONTRARI

Badge	Ragione Sociale	Proprio	Delega	Totale
**D	HSBC GLOBAL RESOURCES ENERGY MOTHER FUND	0	64.713	64.713
**D	MAINFRANKEN WERTKONZEPT AUSGEWOGEN	0	90.000	90.000
**D	DEKA INTERNATIONAL S.A. RE DEKAMULTI ASSET ERTRAG	0	6.000	6.000
**D	ALLIANZ CGI SUBFONDS EQUITIES	0	40.000	40.000
**D	SONDERVERMOEGEN ALLIANZGI-FONDS DSW-DREFO	0	6.822	6.822
**D	SONDERVERMOEGEN ALLIANZ ADAC AV FONDS	0	1.794.577	1.794.577
**D	ALLIANZ PV-WS RCM SYSPRO INDEXING EUROLAND	0	23.068	23.068
**D	ALLIANZ PV-WS RCM SYSPRO VALUE EUROPE	0	153.576	153.576
**D	SONDERVERMOEGEN ALLIANZ VKA FONDS	0	401.320	401.320
**D	HSBC ETF5	0	69.752	69.752
**D	HSBC GLOBAL INVESTMENT FUNDS	0	38.023	38.023
**D	HSBC ETF5 PLC	0	139.221	139.221
**D	HSBC INSTITUTIONAL TRUST SERVICES IRELAND LIMITED RE I GRAND CANAL SQUARE GRAND CANAL HARBOUR, DUBLIN , IRELAND	0	0	131.988
**D	131.988			
**D	HSBC EUROPEAN INDEX FUND	0	842.636	842.636
**D	HSBC GLOBAL FUND ICAV	0	1.844	1.844
**D	FRIENDS LIFE FUNDS LIMITED	0	347.449	347.449
**D	FRIENDS LIFE AND PENSIONS LIMITED PIXHAM END	0	691.785	691.785
**D	AI 50:50 GLOBAL EQUITY FUND	0	395.107	395.107
**D	AI STRATEGIC GLOBAL EQUITY FUND	0	200.378	200.378
**D	FTSE ALL WORLD INDEX FUND	0	170.964	170.964
**D	HSBC LIFE (INTERNATIONAL) LIMITED	0	162.948	162.948
**D	HSBC MANAGED GROWTH FUND	0	18.201	18.201
**D	HSBC MANAGED BALANCED FUND	0	11.280	11.280
**D	HSBC P IN F HSBC POOLED GLOBAL EQUITY FD	0	38.050	38.050
**D	ALLIANZ CHOICE BEST STYLES EUROPE FUND	0	62.100	62.100
**D	HSBC POOLED INVESTMENT FUND 1 QUEEN'S ROAD, CENTRAL, HONG KONG, HONG KONG	0	170.000	170.000
**D	HSBC EURO MULTI-ASSET INCOME FUND	0	20.919	20.919
**D	HANG SENG INSURANCE COMPANY LIMITED	0	62.756	62.756
**D	BEST INVESTMENT CORPORATION	0	98.912	98.912
**D	CAISSE INTER ENTREP DE PREV PROFES CIEPP	0	215.849	215.849
**D	UNIVERSITE DE GENEVE	0	38.178	38.178
**D	BAYERNINVEST VECCO-FONDS B. KAPITALVERWALTUNGSGESELLSCHAFT	0	25.918	25.918
**D	BAYERN INVEST LIBI-FONDS B. KAPITALVERWALTUNGSGESELLSCHAFT	0	202.000	202.000
**D	SWISSCANTO FONDSLEITUNG AG	0	31.722	31.722
**D	PENSIONSKASSE DES BUNDES PUBLICA	0	1.086.728	1.086.728
**D	BAYERNINVEST KAPITALVERWALTUNGSGESELLSCHAFT MBH	0	541.739	541.739
**D	LOMBARD ODIER FUNDS (SWITZERLAND) SA I3D	0	1.469.059	1.469.059
**D	FCP VILLIERS ACTIONS EUROPE SYST AGI	0	247.895	247.895
**D	2054 APG DME BRACKER	0	240.350	240.350
**D	RPTCL GRPF RAILPEN IVAL	0	41.495	41.495
**D	THE UNIVERSITY COURT OF THE UNIVERSITY OF GLASGOW	0	2.071.245	2.071.245
**D		0	19.590	19.590

84573/1998

84573/1999

LISTA ESITO DELLE VOTAZIONE

Objetto: Relazione sulla politica in materia di remunerazione e sui compensi corrisposti (1 Sez.): politica in materia di remunerazione.

CONTRARI

Badge	Ragione Sociale	Proprio	Delega	Totale
**D	UPMC BMO FCP	0	43.704	43.704
**D	BNYMTD RM GLOBAL HIGH ALPHA FUND	0	42.855	42.855
**D	UPMC BMO PENSION	0	41.713	41.713
**D	UPMC BMO	0	28.891	28.891
**D	ZOETWAREN ROBECO MANAGED	0	44.405	44.405
**D	MAATSCHAPPIJ VOOR ROEREND BEZIT VAN DE BOERENBOND MRBB CVBA	0	198.616	198.616
**D	IOWA PUBLIC EMPLOYEES RETIREMENT SYSTEM	0	22.285	22.285
**D	AL TRUST AKTIEN EUROPA SPK	0	18.779	18.779
**D	STICHTING BEDRIJFSPENSIOENFONDS VOOR	0	58.928	58.928
**D	STATE OF WISCONSIN INVESTMENT BOARD	0	1.430.771	1.430.771
**D	BOK KIC GREQ2 0	0	5.546	5.546
**D	BOK KIC GPEQ0	0	20.626	20.626
**D	EMPLOYEES RETIREMENT TRUST OF BANK OF MONTREAL HARRIS	0	63.564	63.564
**D	C2 ANDELEN SSGA	0	30.092	30.092
**D	IOWA PUBLIC EMPLOYEES RETIREMENT SYSTEM	0	782.890	782.890
**D	THE EUROPEAN CENTRAL BANK	0	131.073	131.073
**D	AL TRUST H3 FONDS SPK	0	133.357	133.357
**D	AL TRUST FONDS SP 7 SPK	0	259.191	259.191
**D	BOA PENSION SSGA	0	127.027	127.027
**D	MI FONDS K10 SPK	0	60.161	60.161
**D	CITIBANK NEW YORK A.D.R. DEPT	0	19.668	19.668
**D	CITIBANK NEW YORK A.D.R. DEPT	0	3.734	3.734
**D	CITIBANK NEW YORK A.D.R. DEPT	0	8.948	8.948
**D	CITIBANK NEW YORK A.D.R. DEPT	0	3.922	3.922
**D	CITIBANK NEW YORK A.D.R. DEPT	0	24.842	24.842
**D	CITIBANK NEW YORK A.D.R. DEPT	0	16.450	16.450
**D	CITIBANK NEW YORK A.D.R. DEPT	0	17.850	17.850
**D	CITIBANK NEW YORK A.D.R. DEPT	0	1.738	1.738
**D	CITIBANK NEW YORK A.D.R. DEPT	0	3.164	3.164
**D	CITIBANK NEW YORK A.D.R. DEPT	0	2.764	2.764
**D	CITIBANK NEW YORK A.D.R. DEPT	0	43.760	43.760
**D	CITIBANK NEW YORK A.D.R. DEPT	0	15.096	15.096
**D	LA BANQUE POSTALE A M. ARCALIS	0	166.001	166.001
**D	HALEVY A3	0	34.327	34.327
**D	SEI GLOBAL MASTER FUND PLC- TH	0	50.740	50.740
**D	SEI GLOBAL MASTER FUND PLC - T	0	2.935	2.935
**D	CANDRIAM QUANT EQUITIES MULTI-FACTOR EMU	0	23.360	23.360
**D	CLEOME INDEX EMU EQUITIES	0	2.143	2.143
**D	CLEOME INDEX WORLD EQUITIES	0	4.059	4.059
**D	CLEOME INDEX GLOBAL EQUITIES	0	39.490	39.490
**D	CLEOME INDEX EUROPE EQUITIES	0	3.391.758	3.391.758
**D	CNEPASSURANCES	0	25.000	25.000
**D	REGARD SELECTIF ACTIONS MONDE	0	200.000	200.000
**D	REGARD ACTIONS DEVELOPEMENT DURABLE	0	200.000	200.000

LISTA ESITO DELLE VOTAZIONE

Oggetto: Relazione sulla politica di remunerazione e sui compensi corrisposti (I Sez.): politica in materia di remunerazione. CONTRARI

Badge	Ragione Sociale	Proprio	Delega	Totale
**D	REGARD SELECTIF ACTIONS EUROPEENNES	0	370.000	370.000
**D	UNIVERS CNP 1	0	87.271	87.271
**D	NATEXIS PERFORMANCE 09	0	42.694	42.694
**D	AAE MG	0	40.000	40.000
**D	APOLLINE 4 ACTIONS	0	47.617	47.617
**D	TESLA POCHE ACTIONS	0	50.142	50.142
**D	HSBC GLOBAL ASSET MANAGEMENT	0	5.399	5.399
**D	CNP TOQUEVILLE VALUE EUROPE ISR	0	280.485	280.485
**D	LBPAM ACTIONS OPTI INDICE EURO	0	12.671	12.671
**D	LBPAM STRATEGIE PER 2	0	70.311	70.311
**D	LBPAM ACTIONS EUROPE 50	0	66.266	66.266
**D	LBPAM STRATEGIE PER 1	0	49.810	49.810
**D	TONI ACTIONS 100	0	137.731	137.731
**D	VIVACCIO ACTIONS	0	938.062	938.062
**D	LBPAM ACTIONS INDICE EURO	0	407.087	407.087
**D	LBPAM ACTIONS 80	0	133.250	133.250
**D	LBPAM ACTIONS EUROPE MONDE	0	88.781	88.781
**D	FCP CARFIMKO EUROPE	0	100.401	100.401
**D	ISM FRANCE	0	26.000	26.000
**D	FCP HAMELIN DIVERSIFIE FLEX II	0	12.719	12.719
**D	REGARD ACTIONS EURO	0	400.000	400.000
**D	HSBC MULTI-ASSET DYNAMIC EURO	0	194.469	194.469
**D	HSBC EURO EQUITY VOL FOCUSED	0	102.647	102.647
**D	LA BANQUE POSTALE ASSET MANAGEMENT	0	2.912	2.912
**D	ECOFI ACTIONS SCR	0	17.874	17.874
**D	RENDEMENT DIVERSIFIE M	0	29.623	29.623
**D	UNION INVESTMENT LUXEMBOURG SA	0	342.031	342.031
**D	UBS FUND MANAGEMENT (LUXEMBOURG) SA	0	7.060	7.060
**D	UBS FUND MANAGEMENT (LUXEMBOURG) SA	0	10.009	10.009
**D	UBS FUND MANAGEMENT (LUXEMBOURG) SA	0	11.995	11.995
**D	UBS FUND MANAGEMENT (LUXEMBOURG) SA	0	9.025	9.025
**D	UBS FUND MANAGEMENT (LUXEMBOURG) SA	0	22.000	22.000
**D	UBS FUND MANAGEMENT (LUXEMBOURG) SA	0	29.027	29.027
**D	UBS FUND MANAGEMENT (LUXEMBOURG) SA	0	49.739	49.739
**D	UBS FUND MANAGEMENT (LUXEMBOURG) SA	0	6.016	6.016
**D	UBS (LUX) EQUITY SICAV - EUROPEAN - HIGH DIVIDEND (EUR)	0	177.404	177.404
**D	UBS FUND MANAGEMENT (SWITZERLAND) AG.	0	340.224	340.224
**D	UBS FUND MANAGEMENT (SWITZERLAND) AG.	0	238.411	238.411
**D	UBS FUND MGT (CH) AG CH0467/UBSCHI2-EQ GLOB	0	1.025	1.025
**D	UBS FUND MGT (CH) AG CH1250	0	12.976	12.976
**D	UBS FUND MGT (CH) AG CH1270B / 2019 IF - AKT WELT - UBS	0	27.502	27.502
**D	UBS ASSET MANAGEMENT (U.K.) LTD FUND MANAGEMENT SWITZERLAND	0	1.264	1.264
**D	UBS FUND MANAGEMENT (SWITZERLAND) AG.	0	1.204.419	1.204.419

84573/2000



84573 / 2001

LISTA ESITO DELLE VOTAZIONE

Oggetto: Relazione sulla politica in materia di remunerazione e sui compensi corrisposti (1 Sez.): politica in materia di remunerazione.
CONTRARI


Badge	Regione Sociale	Proprio	Delega	Totale
**D	UBS FUNDMANAGEMENT	0	90.190	90.190
**D	STICHTING DELA DEPOSITARY AND MANAGEMENT OUDE STADSGRACHT	0	493.462	493.462
**D	TEACHERS' RETIREMENT SYSTEM OF OKLAHOMA	0	66.929	66.929
**D	STICHTING PENSIOENFONDS VAN DE METALEKTRO (PME)	0	1.398.215	1.398.215
**D	CHURCH OF ENGLAND INVESTMENT FUND FOR PENSIONS	0	72.277	72.277
**D	HSBC UCITS COMMON CONTRACTUAL FUND	0	36.361	36.361
**D	RIVER AND MERCANTILE GLOBAL HIGH ALPHA FUND	0	26.124	26.124
**D	HSBC GLOBAL EQUITY FUND	0	135.600	135.600
**D	HSBC INTERNATIONAL EQUITY POOLED FUND	0	262.312	262.312
**D	WEST YORKSHIRE PENSION FUND	0	500.000	500.000
**D	MERSEYSIDE PENSION FUND	0	100.000	100.000
**D	THE EUROPEAN ORGANIZATION FOR NUCLEAR RESEARCH PENSION FUND	0	394.816	394.816
**D	STICHTING BEDRIJFSPENSIOEN FONDS VOOR DE DETAILHANDEL	0	465.674	465.674
**D	STICHTING PENSIOENFONDS METAAL EN TECHNIEK MN SERVICES	0	468.740	468.740
**D	STICHTING MN SERVICES	0	1.723.023	1.723.023
**D	STICHTING MN SERVICES AANDELENFONDS EUROPA.	0	250.830	250.830
**D	PINEBRIDGE FUND SERIES PINEBRIDGE EUROPE EQUITY FUND	0	29.086	29.086
**D	UNIFIED ACCUMULATIVE PENSION FUND JOINT STOCK COMPANY	0	21.073	21.073
**D	BMO DISCIPLINED INTERNATIONAL EQUITY FUND	0	71.960	71.960
**D	DEKA INVESTMENT GMBH FOR KDF 1	0	36.445	36.445
**D	DEKA INVESTMENT GMBH FOR KDF 3	0	43.100	43.100
**D	ALLIANZ GLOBAL INVESTORS GMBH FOR DBI-FONDS SFT 4	0	14.750	14.750
**D	ALLIANZ GLOBAL INV GMBH FOR ALLIANZGI-FONDS SFT2	0	51.716	51.716
**D	BMO MSCI EAFE INDEX ETF	0	504.704	504.704
**D	BMO MSCI EAFE VALUE INDEX ETF	0	1.844	1.844
**D	ALLIANZ GLOBAL INVESTORS GMBH FOR ALLIANZ VERM. EUROPA	0	593.075	593.075
**D	PINEBRIDGE GLOBAL FUNDS	0	7.894	7.894
**D	ALLIANZ GLOBAL INVESTORS GMBH FOR ALLIANZGI-FONDS VDB	0	16.911	16.911
**D	BMO CORPORATE CLASS INC.	0	99.821	99.821
**D	BMO MONTHLY INCOME FUND	0	92.996	92.996
**D	BMO GLOBAL EQUITY FUND	0	5.934	5.934
**D	BMO INTERNATIONAL EQUITY FUND	0	250.522	250.522
**D	BMO DIVERSIFIED INCOME PORTFOLIO	0	43.111	43.111
**D	FIRST STATE SUPERANNUATION SCHEME	0	63.527	63.527
**D	THE TRUSTEES OF ELECTRONIC DATA SYSTEMS 1994 PENSION	0	5.874	5.874
**D	THE TRUSTEES OF ELECTRONIC DATA SYSTEMS LTD	0	22.477	22.477
**D	BMO INVESTMENT FUNDS (UK) ICVC IV BMO GLOBAL EQUITY FUND	0	84.452	84.452
**D	PINEBRIDGE GLOBAL DYNAMIC ASSET ALLOCATION FUND LLC	0	385	385
**D	STICHTING PENSIOENFONDS PGB UBS- MSCI EUROPE EQUITY PASSIVE	0	1.186.807	1.186.807
**D	STICHTING PENSIOENFONDS PGB UBS- GLOBAL EQUAL WEIGHTED EQUITY	0	72.557	72.557
**D	STICHTING PENSIOENFONDS PGB	0	100.620	100.620
**D	BMO PRIVATE INTERNATIONAL EQUITY PORTFOLIO	0	772.364	772.364
**D	ALLIANZ GLOBAL INVESTORS FUND	0	858.498	858.498

LISTA ESITO DELLE VOTAZIONE

Oggetto: Relazione sulla politica in materia di remunerazione e sui compensi corrisposti (I Sez.): politica in materia di remunerazione. CONTRARI

Badge	Ragione Sociale	Proprio	Delega	Totale
**D	ALLIANZ SUISSSE - STRATEGY FUND	0	5.553	5.553
**D	METALLERENTE FONDS PORTFOLIO	0	57.696	57.696
**D	RP RENDITE PLUS	0	12.128	12.128
**D	INDEXIQ	0	125.256	125.256
**D	ALLIANZ AZIONI EUROPA	0	229.250	229.250
**D	ALLIANZ AZIONI ITALIA ALL STARS	0	950.000	950.000
**D	ALLIANZ ITALIA 50 SPECIAL	0	25.000	25.000
2	AVV. DARIO TREVISAN RAPPRESENTANTE DESIGNATO IN QUALITA' DI DELEGATO E SUBDELEGATO AI SENSI DELL'ART. 135-NOVIES TUF	0	0	0
***	0	0	0	0
***	SONNESSA ALFREDO	0	1	1
***	TELESKA FRANCESCO SAVERIO	0	1	1
**D	FONDAZIONE FINANZA ETICA	0	80	80
***	BAVA MARCO GEREMIA CARLO	0	1	1
***	ROSANIA ELMAN	0	2	2
**D	COM ARIA PULITA BAS ONLUS	0	1	1
**D	LIBERIAMO LA BASILICATA	0	1	1

Totale voti 81.293.249
 Percentuale votanti % 3,949371
 Percentuale Capitale % 1,236904



84573/2002

84573 / 2003

LISTA ESITO DELLE VOTAZIONE

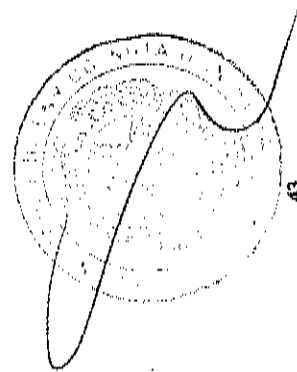
Objetto: Relazione sulla politica in materia di remunerazione e sui compensi corrisposti (I Sez.): politica in materia di remunerazione. ASTENUTI

Badge	Ragione Sociale	Proprio	Delega	Totale
1	AVV. DARIO TREVISAN RAPPRESENTANTE DESIGNATO IN QUALITA' DI DELEGATO AI SENSI DELL'ART. 135-NOVIES TUF	0	0	0
**D	HELABA INVEST KAPITALANLAGEGESELLSCHAFT	0	18.492	18.492
**D	UKA-FONDS	0	55.859	55.859
**D	DEAM FONDS VVK 2	0	15.000	15.000
**D	CENTRAL FINANCE BOARD METHODIST CHURCH	0	10.024	10.024
**D	DEUTSCHE ASSET MANAGEMENT INVESTMENT GMBH ON BEHALF OF DEUTSCHE DCG EQ	0	23.939	23.939
**D	DWS INVESTMENT GMBH ON BEHALF OF DEAM FONDS ZDV	0	44.444	44.444
**D	DWS INVESTMENT GMBH	0	867.458	867.458
**D	CITIBANK NEW YORK A.D.R. DEPT	0	15.214	15.214
**D	CITIBANK NEW YORK A.D.R. DEPT	0	5.328	5.328
**D	CITIBANK NEW YORK A.D.R. DEPT	0	3.270	3.270
**D	CITIBANK NEW YORK A.D.R. DEPT	0	452	452
**D	CHALLENGE FUNDS - CHALLENGE ITALIAN EQUITY	0	289.608	289.608
**D	CHALLENGE PROVIDENT FUND 2	0	700.000	700.000
**D	CHALLENGE PROVIDENT FUND 1	0	45.219	45.219
**D	MEDIO M STANLEY GBL SLTN 1 -CASH	0	429.775	429.775
**D	CHALLENGE ENERGY FUND 2	0	111.150	111.150
**D	DWS INVESTMENT GMBH FOR VERMOEGENSMANAGEMENT	0	37.202	37.202
**D	DWS INVESTMENT GMBH FOR ALBATROS FONDS	0	60.034	60.034
**D	DWS INVESTMENT GMBH FOR DWS VORSORGE AS (DYNAMIK)	0	13.576	13.576
**D	DWS INVESTMENT GMBH FOR DWS VORSORGE AS (FLEX)	0	31.599	31.599
**D	DWS INVESTMENT GMBH FOR DYNAMIC EUROPE BALANCE	0	12.917	12.917
**D	DWS INVESTMENT GMBH FOR MULTI-INDEX EQUITY FUND	0	22.965	22.965
**D	DWS INVESTMENT GMBH FOR DEAM FONDS BBS	0	18.978	18.978
**D	XTRACKER (IE) PUBLIC LIMITED COMPANY	0	11.400	11.400
**D	DWS INVESTMENT GMBH FOR DEAM-FONDS PPC GEQ	0	660.022	660.022
**D	DWS INVESTMENT GMBH FOR DEAM-FONDS BW GERMANY	0	4.704	4.704
**D	DWS INVESTMENT GMBH FOR DEAM FONDS BBR1	0	8.525	8.525
**D	DWS INVESTMENT GMBH FOR STIFTUNGSFONDS SVOP	0	76.500	76.500
**D	DWS INVESTMENT GMBH FOR STIFTUNGSFONDS SVC 1	0	9.404	9.404
**D	DWS INVESTMENT GMBH FOR DEAM-FONDS CPT	0	7.986	7.986
**D	DWS INVESTMENT GMBH FOR DEAM-FONDS PG EQ	0	20.000	20.000
**D	DWS INVESTMENT GMBH FOR DEAM-FONDS GSK 1	0	53.488	53.488
**D	ZURICH INVEST ICAV	0	32.004	32.004
**D	DB X-TRACKERS	0	230.257	230.257
**D	DEUTSCHE AM MULTI ASSET EUR FUND	0	9.837.973	9.837.973
**D	DWS INVESTMENT S.A. FOR ZURICH GLOBAL EQUITY	0	404.617	404.617
**D	DWS INVESTMENT S.A. FOR ARERO - DER WELTFONDS	0	9.827	9.827
**D	AZ EURO INVESTMENTS S.A.	0	48.975	48.975
**D	XTRACKERS (IE) PUBLIC LIMITED COMPANY	0	451.289	451.289
**D	OHIO NATIONAL FUND, INC. - OM INTERNATIONAL EQUITY PORTFOLIO	0	245.078	245.078
**D		0	3.517	3.517

LISTA ESITO DELLE VOTAZIONE

Oggetto: Relazione sulla politica in materia di remunerazione e sui compensi corrisposti (I Sez.); politica in materia di remunerazione.
ASTENUTI

Badge	Ragione Sociale	Proprio	Delega	Totale
2	AVV. DARIO TREVISAN RAPPRESENTANTE DESIGNATO IN QUALITA' DI DELEGATO E SUBDELEGATO AI SENSI DELL'ART. 135-NOVIES TUF	0	0	0
**D	ASS.NE CASSA NAZ. DI PREVIDENZA E ASS.ZA FAV. RAGIONIERI E PERITI COMMERCIALI	0	971.965	971.965
**D	CASSA NAZIONALE DEI RAGIONIERI	0	7.796	7.796
Totale voti		15.925.830		
Percentuale votanti %		0,773705		
Percentuale Capitale %		0,438223		



Azionisti in delega:

43

84573 / 2005

LISTA ESITO DELLE VOTAZIONE

Oggetto: Relazione sulla politica in remunerazione e sui compensi corrisposti (I Sez.): politica in materia di remunerazione.

NON VOTANTI

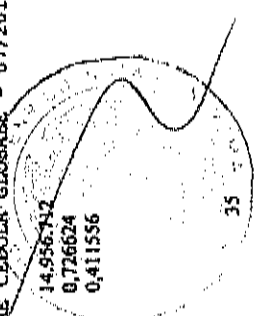
Badge	Ragione Sociale	Proprio	Delega	Totale
Totale voti	0			
Percentuale votanti %	0,000000			
Percentuale Capitale %	0,000000			

LISTA ESITO DELLE VOTAZIONE

Objetto: Relazione sulla politica in materia di remunerazione e sui compensi corrisposti (1 Sez.): politica in materia di remunerazione.
VOTI ESCLUSI DAL QUORUM Deliberativo

Badge	Ragione Sociale	Proprio	Delega	Totale
1	AVV. DARIO TREVISAN RAPPRESENTANTE DESIGNATO IN QUALITA' DI DELEGATO AI SENSI DELL'ART. 135-NOVIES TUF	0	0	0
**D	BANCOPOSTA AZIONARIO EUR	0	268.371	268.371
**D	GIE ALLEANZA OBBLIGAZIONARIO	0	389.084	389.084
**D	BP AZION FLESSIBILE	0	62.816	62.816
**D	BANCOPOSTA GLOBAL EQUITY LTE BANCOPOSTA	0	3.589	3.589
**D	GENERALI INVESTMENTS SICAV	0	16.565	16.565
**D	GENERALI SMART FUNDS SICAV	0	120.198	120.198
**D	KAIROS INTERNATIONAL SICAV - ITALIA	0	500.000	500.000
**D	KAIROS INTERNATIONAL SICAV EUROPESE	0	12.000	12.000
**D	KAIROS INTERNATIONAL SICAV - TARGET ITALY ALPHA	0	26.000	26.000
**D	POSTE INVESTO SOSTENIBILE BANCOPOSTA FON	0	9.598	9.598
**D	BP ORIZZONTE REDDITO	0	56.314	56.314
**D	GENERALI MULTIPORTFOLIO SOLUTIONS SICAV	0	214.477	214.477
**D	GENERALI INVESTMENTS SICAV	0	673.935	673.935
**D	INTERFUND SICAV INTERFUND EQUITY ITALY	0	119.000	119.000
**D	FIDEURAM ASSET MANAGEMENT (IRELAND) FONDITALIA EQUITY ITALY	0	2.623.000	2.623.000
**D	FRAMERICA SICAV	0	1.500.000	1.500.000
**D	FIDEURAM INVESTIMENTI SGR - FIDEURAM ITALIA	0	113.000	113.000
**D	FIDEURAM INVESTIMENTI SGR - PIANO AZIONI ITALIA	0	1.798.000	1.798.000
**D	FIDEURAM INVESTIMENTI SGR - PIANO BILANCIATO ITALIA 50	0	390.000	390.000
**D	FIDEURAM INVESTIMENTI SGR - PIANO BILANCIATO ITALIA 30	0	31.000	31.000
**D	EIS - FLEXIBLE EQUITY STRATEGY 2	0	414.860	414.860
**D	EIS - EURO EQUITY INSURANCE CAPITAL LIGHT	0	174.914	174.914
**D	EUF - CONSERVATIVE ALLOCATION	0	115.663	115.663
**D	EUF - VALORE CEDOLA GLOBALE - 09/2015	0	1.831	1.831
**D	EUF - ITALIAN EQUITY OPPORTUNITIES	0	281.295	281.295
**D	EUF - AZIONI STRATEGIA FLESSIBILE	0	4.055.820	4.055.820
**D	EUF - ACTIVE ALLOCATION	0	680.000	680.000
**D	ISE - DYNAMIC INCOME MULTITRENDER - 01/2016	0	1.397	1.397
**D	EUF - EQUITY EUROPE LTE	0	138.001	138.001
**D	ISE - VALORE CEDOLA GLOBALE - 04/2015	0	3.148	3.148
**D	EUF - FLEXIBLE EUROPE STRATEGY	0	10.739	10.739
**D	EUF - EQUITY EURO LTE	0	62.364	62.364
**D	ISE - GLOBAL DYNAMIC MULTITRENDER - 06/2015	0	1.559	1.559
**D	EUF - EQUITY ITALY SMART VOLATILITY	0	86.318	86.318
**D	ISE - VALORE CEDOLA GLOBALE - 07/2015	0	1.856	1.856

Totale voti
14.956.742
Percentuale votanti %
0,726624
Percentuale Capitale %
0,411556



Azionisti in delega:

84573 / 2007

LISTA ESITO DELLE VOTAZIONE

Oggetto: Relazione sulla politica in materia di remunerazione e sui compensi corrisposti (I Sez.): politica in materia di remunerazione.
VOTI ESCLUSI DAL QUORUM Deliberativo

Badge	Ragione Sociale	Proprio	Delega	Totale
-------	-----------------	---------	--------	--------

Pagina 67

F.to MARCEGAGLIA EMMIA
F.to PAOLO CASTELLINI - Notaio

Assemblea Ordinaria del 13 maggio 2020ALLEGATO "W"
ROGITO 23955ESITO VOTAZIONE

Oggetto : Relazione sulla politica in materia di remunerazione e sui compensi corrisposti (II Sez.): compensi corrisposti.

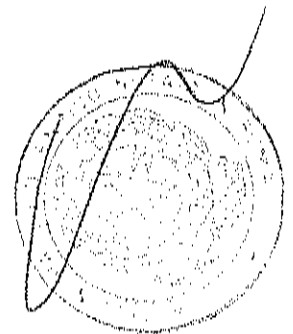
Hanno partecipato alla votazione:

- n° 2.646 azionisti,
- portatori di n° 2.058.384.879 azioni ordinarie, tutte ammesse al voto,
- pari al 56,639513% del capitale sociale.

Hanno votato:

	Voti	% su Azioni Ordinarie che hanno espresso il voto
Favorevoli	1.980.713.350	96,226579
Contrari	55.517.100	2,697120
SubTotale	<u>2.036.230.450</u>	98,923698
Astenuti	<u>22.154.429</u>	1,076302
Totale	<u>2.058.384.879</u>	100,000000
(Non Votanti)	14.956.712	

F.to MARCEGAGLIA EMMA
F.to PAOLO CASTELLINI - Notaio



84573 / 2009

LISTA ESITO DELLE VOTAZIONI

Oggetto: Relazione sulla politica in materia di remunerazione e sui compensi corrisposti (II Sez.): compensi corrisposti.
FAVOREVOLI

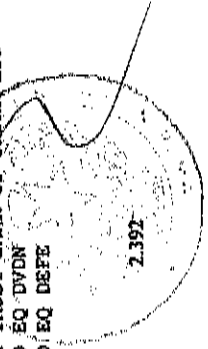
Badge	Regione Sociale	Proprio	Delega	Totale
1	AVV. DARIO TREVISAN RAPPRESENTANTE DESIGNATO IN QUALITA' DI DELEGATO AI SENSI DELL'ART. 135-NOVIES TUF	0	0	0
**D	ARCA FONDI SGR - FONDO ARCA AZIONI ITALIA	0	1.780.000	1.780.000
**D	ARCA FONDI SGR - FONDO ARCA ECONOMIA REALE BILANCIATO ITALIA 55	0	150.000	150.000
**D	FRANKLIN TEMPLETON INVESTMENT FUNDS	0	671.477	671.477
**D	MORGAN STANLEY INVESTMENT FUNDS	0	17.117	17.117
**D	T. ROWE PRICE FUNDS SICAV	0	3.688	3.688
**D	T. ROWE PRICE FUNDS SICAV	0	61	61
**D	T. ROWE PRICE FUNDS SICAV	0	2.293	2.293
**D	T. ROWE PRICE FUNDS SICAV	0	187.472	187.472
**D	T. ROWE PRICE FUNDS SICAV	0	115.027	115.027
**D	T. ROWE PRICE FUNDS SICAV	0	10.311	10.311
**D	T. ROWE PRICE FUNDS SICAV	0	117.778	117.778
**D	ARK LIFE ASSURANCE COMPANY LIMITED	0	1.397.882	1.397.882
**D	BLACKROCK INDEX SELECTION FUND	0	1.349	1.349
**D	BLACKROCK FUNDS I ICAV	0	68.927	68.927
**D	SCHRODER ALTERNATIVE SOLUTIONS	0	163.935	163.935
**D	JPMORGAN INVESTMENT FUNDS	0	13.357.247	13.357.247
**D	SCHRODER INTERNATIONAL SELECTION FUND	0	1.533	1.533
**D	JPMORGAN FUNDS (IRELAND) ICAV	0	34.063	34.063
**D	ZURICH COMPANHIA SEGUROS SA	0	1.798.783	1.798.783
**D	UNIVERSAL INVEST SICAV	0	170.000	170.000
**D	II SICAV INSTITUTIONNELLE DE DROIT BELGE	0	201.040	201.040
**D	DPAM CAPITAL B	0	102.290	102.290
**D	DPAM DBI-RDT B	0	1.026.439	1.026.439
**D	CREDIT SUISSE INDEX FUND (LUX) - CSIF (LUX) EQUITY EMU	0	899.111	899.111
**D	CREDIT SUISSE INDEX FUND (LUX) - CSIF (LUX) EQUITY EMU BLUE	0	11.759	11.759
**D	CREDIT SUISSE INDEX FUND (LUX) - CSIF (LUX) EQUITY EURO STOXX MULTI PREMIA	0	2.211	2.211
**D	CS INDEX FUND (LUX) - CSIF (LUX) EQUITY WORLD FACTOR MIX	0	3.075	3.075
**D	CREDIT SUISSE INDEX FUND (LUX) - CSIF (LUX) EQUITY WORLD MINIMUM VOLATILITY	0	6.000	6.000
**D	CSIF2 CS (LUX) PORTFOLIO FUND GLOBAL YIELD USD	0	11.394	11.394
**D	FINREON WORLD EQUITY MULTI PREMIA DEFENSIVE (PENSION) CREDIT SUISSE FUNDS AG	0	146.515	146.515
**D	PK CSG WORLD EQUITY CREDIT SUISSE FUNDS AG	0	20.153	20.153
**D	CSIF (CH) III EQUITY WORLD EX CH VALUE WEIGHTED - PENSION FUND CREDIT SUISSE FUNDS AG	0	569.798	569.798
**D	AXA VORSORGE FONDS II - EQUITIES GLOBAL MARKETS CREDIT SUISSE FUNDS AG	0	26.109	26.109
**D	BALOISE FUND INVEST 2 (CH)-IF AKTIEN WELT EX SCHWEIZ CREDIT SUISSE FUNDS AG	0	15.256	15.256
**D	FINREON WORLD EQUITY ISOPRO (PENSION) CREDIT SUISSE FUNDS AG	0	26.910	26.910
**D	AXA VORSORGE FONDS - EQUITIES GLOBAL MARKETS III CREDIT SUISSE FUNDS AG	0	86.025	86.025
**D	CSIF (CH) III EQUITY WORLD EX CH MINIMUM VOLATILITY - PF CREDIT SUISSE FUNDS AG	0	28.627	28.627
**D	CREDIT SUISSE FUNDS AG	0	6.081	6.081
**D	BALOISE FUND INVEST (CH)-AKTIEN WELT EX SCHWEIZ PASSIV CREDIT SUISSE FUNDS AG	0	398.265	398.265
**D	CSIF (CH) EQUITY EMU CREDIT SUISSE FUNDS AG	0	233.907	233.907
**D	AXA VORSORGE FONDS II - EQUITIES GLOBAL MARKETS PASSIVE CREDIT SUISSE FUNDS AG	0	32.008	32.008
**D	PROFOND UMBRELLA - AKTIEN AUSLAND MINIMUM VOLATILITY CREDIT SUISSE FUNDS AG	0		

LISTA ESITO DELLE VOTAZIONE

Oggetto: Relazione sulla politica in materia di remunerazione e sui compensi corrisposti (II Sez.): compensi corrisposti.
FAVOREVOLI

Badge	Regione Sociale	Proprio	Delega	Totale
**D	CREDIT SUISSE INVESTMENT FUNDS 2 - CREDIT SUISSE (LUX) PORTFOLIO FUND GLOBAL BALANCED USD	0	20.000	20.000
**D	CSIF 4 - CREDIT SUISSE (LUX) GLOBAL HIGH INCOME FUND USD	0	20.000	20.000
**D	BERNISCHE PENSIONSKASSE	0	360.197	360.197
**D	EHP ADVANTAGE INTERNATIONAL ALTERNA FUND	0	2.000	2.000
**D	SCHWAB INTERNATIONAL INDEX FUND	0	1.130.070	1.130.070
**D	THE MASTER TRUST BANK OF JAPAN LTD	0	11.400	11.400
**D	JAPAN TRUSTEE SERVICES BANK LTD	0	18.265	18.265
**D	JAPAN TRUSTEE SERVICES BANK LTD	0	5.525	5.525
**D	FIDELITY FUNDS SICAV	0	178.807	178.807
**D	FIDELITY FOC VALUE UNCONSTRAINED	0	206	206
**D	MF PICTET MULTI ASSET FUND	0	42.228	42.228
**D	JAPAN TRUSTEE SERVICES BANK LTD	0	36.061	36.061
**D	THE MASTER TRUST BANK OF JAPAN LTD	0	11.052	11.052
**D	THE MASTER TRUST BANK OF JAPAN LTD	0	41.709	41.709
**D	JAPAN TRUSTEE SERVICES BANK LTD	0	13.499	13.499
**D	FIDELITY SAL ST FIDELITY GLOBAL EX US IN	0	653.184	653.184
**D	VANGUARD FUNDS PLC	0	1.930.729	1.930.729
**D	SCHWAB FUNDAMENTAL INTER LARGE COMP IN F	0	502.648	502.648
**D	FISHER INVESTMENTS ALL FOREIGN EQ COL FD	0	9.697	9.697
**D	FISHER INVESTMENTS FOREIGN EQUITY COLL F	0	147.671	147.671
**D	SEI INSTITUT MANAGED TRUS MULTI AS ACC F	0	26.389	26.389
**D	VANGUARD INVESTMENT SERIES PLC	0	1.288.894	1.288.894
**D	VANGUARD INVESTMENT SERIES PLC	0	1.125.981	1.125.981
**D	VANGUARD INVESTMENT SERIES PLC	0	113.021	113.021
**D	VANGUARD INVESTMENT SERIES PLC	0	82.395	82.395
**D	VANGUARD INVESTMENT SERIES PLC	0	628.982	628.982
**D	FIDELITY SALEM STR T FID TOTAL INT IND F	0	435.837	435.837
**D	THE MASTER TRUST BANK OF JAPAN LTD	0	59.440	59.440
**D	THE MASTER TRUST BANK OF JAPAN LTD	0	4.927	4.927
**D	DEVELOPED INTERNATION EQUITY SELECT ETF	0	3.651	3.651
**D	MONDRIAN INT.EQ.COLLECTIVE.INV.TRUST	0	632.665	632.665
**D	FID SAL STR TRU: FID SAI INT VAL IND FUN	0	938.562	938.562
**D	FIDELITY UCITS II ICAV	0	10.068	10.068
**D	VARIABLE INSURANCE PRODUCTS FUND II: INTERNATIONAL INDEX PORTFOLIO	0	14.978	14.978
**D	FIDELITY SALEM STREET TRUST: FIDELITY ZERO INTERNATIONAL INDEX FUND	0	163.980	163.980
**D	FIDELITY CONCORD STREET TRUST: FIDELITY SERIES INTERNATIONAL INDEX FUND	0	22.310	22.310
**D	SIX CIRCLES INTERNAT UNCONSTRAIN EQ FUND	0	1.201.942	1.201.942
**D	SIX CIRCLES MANAGED EQUITY PORTFOLIO INTERNATIONAL UNCONSTRAINED FUND	0	525.502	525.502
**D	SIX CIRCLES MANAGED EQUITY POR	0	58.290	58.290
**D	THE MASTER TRUST BANK OF JAPAN LTD	0	2.579	2.579
**D	THE MASTER TRUST BANK OF JAPAN LTD	0	4.589	4.589
**D	LACM WORLD EQ DWDN	0	871	871
**D	LACM WORLD EQ DEFE	0	104	104

84573/2020



LISTA ESITO DELLE VOTAZIONE

Oggetto: Refazione sulla politica in materia di remunerazione e sui compensi corrisposti (II Sez.): compensi corrisposti.
FAVOREVOLI


Badge	Ragione Sociale	Proprio	Delega	Totale
**D	THE MASTER TRUST BANK OF JAPAN LTD	0	109.254	109.254
**D	EUROPEAN EQUITY FUND OF KOKUSAI TRUST INTERTRUST TRUSTEES	0	18.379	18.379
**D	FISHER INVEST ALL WORLD EQ COLLECTIVE FD	0	453.005	453.005
**D	GLOBAL X SCIENTIFIC BETA EUROPE ETF	0	577	577
**D	THE MASTER TRUST BANK OF JAPAN LTD	0	231.204	231.204
**D	FIRST TRUST RIVERFRONT DYNAMIC EUROPE ET	0	22.297	22.297
**D	FIRST TRUST RIVERFRONT DYN DEV INT ETF	0	74.089	74.089
**D	MONDRIAN ALL COUN WORLD EX US EQ CO IN T	0	533.654	533.654
**D	MONDRIAN INTERNATIONAL EQUITY FUND	0	994.657	994.657
**D	ZURICH INSURANCE COMPANY LTD	0	12.563	12.563
**D	ZURICH INVESTMENTS LIFE S.P.A.	0	450.789	450.789
**D	SAEV MASTERFONDS INKA	0	191.000	191.000
**D	HI MASTER FONDS	0	111.383	111.383
**D	HI MANET FONDS	0	132.037	132.037
**D	SIVE	0	40.225	40.225
**D	HL-KABL-FONDS	0	413.000	413.000
**D	HI PNWL DIVIDENDE PLUS FONDS	0	1.001.105	1.001.105
**D	HI-AXEL SPRINGER MASTER FONDS	0	19.518	19.518
**D	UNIVERSAL-OCO	0	67.950	67.950
**D	BI FINANZFONDS	0	22.315	22.315
**D	AXA EURO DIVIDEND D	0	6.400	6.400
**D	HI R MASTER FONDS	0	8.718	8.718
**D	HI MSNET BAF FONDS	0	4.524	4.524
**D	MASTERFONDS BANTHUS	0	76.134	76.134
**D	HI BGM AR MASTERFONDS	0	47.767	47.767
**D	BORDE-UI-FONDS	0	111.077	111.077
**D	ZURICH INSURANCE PLC	0	61.429	61.429
**D	ZURICH VIDA COMP DE SEGUROS Y REASEG SA	0	13.982	13.982
**D	BNP PARIBAS FUND	0	530.830	530.830
**D	GA FUND L	0	7.662	7.662
**D	BNP PARIBAS A FUND	0	7.415	7.415
**D	BNP PARIBAS EASY	0	338.864	338.864
**D	FONDAZIONE ROMA SIF	0	11.757	11.757
**D	BNP PARIBAS FUNDS	0	43.196	43.196
**D	JANUS HEND INSTIT EUROP INDEX OPP FUND	0	20.805	20.805
**D	AMERICAN HEART ASSOCIATION INC	0	8.462	8.462
**D	CARILION CLARIVEST INTERNATIONAL STOCK F	0	4.982	4.982
**D	GUIDEMARK WORLD EX - US FUND	0	26.279	26.279
**D	VIDENT INTERNATIONAL EQUITY FUND	0	94.557	94.557
**D	PACIFIC GLOBAL INTERNATIONALEQUITY INCOM	0	9.177	9.177
**D	BFCJ DFF REVEH CITIBK RH FD SERV JERSEY	0	2.091	2.091
**D	STANDARD LIFE WEALTH INTERNATIONAL LTD	0	1.500	1.500
**D	BFCB DFF ECCLESTON G	0	36.203	36.203

LISTA ESITO DELLE VOTAZIONE

Oggetto: Relazione sulla politica in materia di remunerazione e sui compensi corrisposti (II Sez.): compensi corrisposti.
FAVOREVOLI

Badge	Ragione Sociale	Proprio	Delega	Totale
**D	BWM (INTERNATIONAL) LIMITED	0	15.200	15.200
**D	BROOKS MACDONALD ASSET MANAGEMENT	0	2.308	2.308
**D	ENHANCED INDEX INTERNATIONAL SHARE FUND	0	239.334	239.334
**D	AUSTRALIAN CATHOLIC SUPERAN RETIREM FUND	0	36.420	36.420
**D	AMP CAP UNHEDGED GL SHS MULTI MAN FUND	0	43.129	43.129
**D	AMP INTERNATIONAL EQUITY INDEX FUND HEHG	0	299.268	299.268
**D	IPAC SPEC INV STR INT SHARESTRATEGY NO 1 UNISUPER	0	6.853	6.853
**D	AMP CAPITAL GLOBAL QUALITY FUND	0	22.135	22.135
**D	WHOLESALE UNIT TRU MSCI GLOB IND SHAR FU	0	30.020	30.020
**D	STRATEGIC INTERNATIONAL EQUITY FUND	0	13.910	13.910
**D	WHOLESALE INTERNATIONAL CORE EQUITIES	0	80.979	80.979
**D	MERCER UNHEDGED OVERSEAS SHARES TRUST	0	14.343	14.343
**D	BNZ WHOLESALE INTERN EQUITIES INDEX FUND	0	11.448	11.448
**D	LEMBAGA TABUNG AMANAH PERERJA	0	32.824	32.824
**D	BDF-FONDS E ACT. EUROP.	0	31.622	31.622
**D	FCPE BDF FONDS S SOLIDAIRE	0	48.718	48.718
**D	FCPE HORIZON EP. ACTION	0	10.244	10.244
**D	LA MONDIALE	0	25.509	25.509
**D	FCP CAMGEST VALEURS EURO	0	1.170.000	1.170.000
**D	CALCIUM QUANT	0	381.370	381.370
**D	SODIUM 1	0	82.594	82.594
**D	FCP BNP PARIBAS DEEP VALUE	0	235.514	235.514
**D	GINJER ACTIFS 360	0	500.167	500.167
**D	ARBELLE INVESTISSEMENTS	0	644.800	644.800
**D	FCP BNPP ACTION MONDE	0	4.600	4.600
**D	AXA INDICE EURO	0	10.803	10.803
**D	AXA OR E MATIERES PREMIERES	0	188.200	188.200
**D	AXA AA DIVERSEIE INDICIEL 1	0	102.335	102.335
**D	FCP FCE INVEST EURO	0	213.400	213.400
**D	FCP FRANCE INVEST. INTER	0	602.729	602.729
**D	FCP ALM ACTIONS EURO	0	195.358	195.358
**D	FCP ALM ACT ZONE EUR ISR	0	984.023	984.023
**D	FCP AG2R LA MONDIALE ACT EUROPE ISR	0	2.600.000	2.600.000
**D	ROSENBERG EUROBL0C	0	535.000	535.000
**D	CARDIF ASSURANCE VIE	0	126.164	126.164
**D	ROTHSCHILD AND CO ASSET-MANAGEMENT EUROPE	0	346	346
**D	LM HARMONY	0	26.500	26.500
**D	FCP SAKKARAH /6	0	5.715	5.715
**D	STICHT BEDRIJFST FONDS VOOR DE MEDIA PNO	0	56.200	56.200
**D	BNP PARIBAS EQUITY - FOCUS YEMALIA	0	208.531	208.531
**D	STICHTING AHOLD DELHAIZE PENSION	0	80.035	80.035
**D	FRANCE INVESTISSEMENT CAPITALISATIONS MOYENNES	0	207.557	207.557
**D		0	299.966	299.966

84573/2019



LISTA ESITO DELLE VOTAZIONE

Objetto: Relazione sulla politica in materia di remunerazione e sui compensi corrisposti (II Sez.): compensi corrisposti.
FAVOREVOLI

Badge	Ragione Sociale	Proprio	Delega	Totale
**D	FCP FPI ESG	0	23.522	23.522
**D	FCP PFE ESG	0	420.830	420.830
**D	FONDS DE RESERVE POUR LES	0	83.308	83.308
**D	JANUS HENDERSON ADAPTIVE GLOBAL ALLOCATI	0	1.937	1.937
**D	WORLD TRADE ORGANIZATION PENSION PLAN	0	22.445	22.445
**D	PICTET CH INSTITUTIONAL - EUROPEAN	0	179.690	179.690
**D	PICTET CH-GLOBAL EQUITIES	0	25.006	25.006
**D	SWISS LIFE LUXEMBOURG SA	0	147.377	147.377
**D	RAIFFEISEN INDEX FONDS EURO STOXX 50	0	47.574	47.574
**D	TURICUM AKTIEN UND IMMOBILIENWERTSCHRIFT	0	159.768	159.768
**D	PICTET-EUROLAND INDEX	0	136.390	136.390
**D	PICTET-EUROPE INDEX	0	458.139	458.139
**D	FOREIGN STOCK INDEX MOTHER FUND ONAL DEVELOPED COUNTRIES INDEX MOTHER FUNDD	0	81.300	81.300
**D	NOMURA TRUST BANKING TRUSTEE NIKKO GLOBA	0	148.077	148.077
**D	SHINKO GLOBAL EQUITY INDEX MOTHER FUND	0	1.163	1.163
**D	KAPAN PENSIONER FORSAKRINGSFORENING	0	146.533	146.533
**D	INVESTERINGSFORENINGEN PFA INVEST	0	48.027	48.027
**D	INVESTERINGSFORENINGEN BANKINVEST EUROPA SMALL CAP AKTIER KL	0	133.492	133.492
**D	GLOBALE AKSJER AS	0	437	437
**D	GLOBALE ESG AS	0	47.947	47.947
**D	VERDIPAPIRFONDET EQUINOR AKSJER EUROPA	0	27.000	27.000
**D	STICHTING DEPOSITARY APG DEVELOPED	0	220.698	220.698
**D	EUROBEN LIFE PENSION DAC	0	7.283	7.283
**D	EQUINOR INSURANCE A S	0	30.500	30.500
**D	EQUINOR PENSJON	0	155.000	155.000
**D	INT.: VERDIPAPIRFONDET STOREBRAND GLOBAL ESG GAR: JP MORGAN LUYC/OBESS	0	8.770	8.770
**D	VERDIPAPIRFONDET STOREBRAND INDEKS-NORGE	0	14.017	14.017
**D	INT.: VERDIPAPIRFONDET STOREBRAND GLOBAL ESG GAR: JP MORGAN LUYC/OBESS	0	53.361	53.361
**D	INT.: VERDIPAPIRFONDET STOREBRAND GLOBAL ESG GAR: JP MORGAN LUYC/OBESS	0	412.879	412.879
**D	VERDIPAPIRFONDET STOREBRAND GLOBAL ESG P	0	63.314	63.314
**D	MOMENTUM INVESTMENT FUNDS SICAV-SIF	0	80.560	80.560
**D	REBECO UMBRELLA FUND I N.V.	0	123.779	123.779
**D	FUNDACAO CALOUSTE GULBENKIAN	0	708	708
**D	MOMENTUM GLOBAL FUNDS	0	19.645	19.645
**D	INVESTERINGSFORENINGEN PFA INVEST	0	4.068	4.068
**D	BLACKROCK INSTITUTIONAL POOLED FUNDS PLC	0	347.978	347.978
**D	PENSIONSKASSE SEB	0	99.489	99.489
**D	MFS LIMITED TRAFALGAR COURT ADMIRAL PARK ST. PETER PORT	0	28.635	28.635
**D	BRITISH COAL STAFF SUPERANNUATION SCHEME	0	130.570	130.570
**D	DEKA INVESTMENT GMBH RE DEKA-BASIS	0	12.000	12.000
**D	DEKA VERMOGENSMANAGEMENT GMBH RE KEPPLER	0	25.000	25.000
**D	DEKA VERMOG GMBH RE PRIV BANK.STRUKTUR	0	65.000	65.000
**D	DEKA VERMOGENSMANAGEMENT GMBH RE LINGOHR	0	88.671	88.671

LISTA ESITO DELLE VOTAZIONE

Oggetto: Relazione sulla politica in materia di remunerazione e sui compensi corrisposti (II Sez.): compensi corrisposti.
FAVOREVOLI

Badge	Ragione Sociale	Proprio	Delega	Totale
**D	DEKA INVESTMENT GMBH RE DEKA	0	4.100	4.100
**D	DEKA VERWENDEMANAGEMENT GMBH RE LINGOHR	0	232.056	232.056
**D	DEKA INVEST GMBH RE DEKA-BAY-FONDS	0	97.411	97.411
**D	DEKA INVESTMENT GMBH	0	49.249	49.249
**D	DEKA INVEST GMBH RE DEKA-NACHH KOM	0	84.985	84.985
**D	DEKA INV GMBH R DEK MSCI WORLD UCITS ETF	0	3.852	3.852
**D	DEKA INVEST.GMBH RE BEROLINARENT DEKA	0	4.850	4.850
**D	DEKA INV. GMBH RE DEKA ST.EUR.50 UCI ETF	0	21.029	21.029
**D	DEKA INV. GMBH DEKA MSCI EUROPE UCITS ET	0	118.931	118.931
**D	DEKA INVESTGMBH RE MSCI EUROPE LC UCITS	0	13.607	13.607
**D	DEKA INVESTMENT GMBH RE PKBMF	0	15.800	15.800
**D	DEKA INVEST DEKA EURO STOXX 50 - UCITS	0	812.843	812.843
**D	DEKA INVEST GMBH RE BALANCE DYNAMISCH	0	11.639	11.639
**D	DEKA INVEST RE/DEKAFUTUR-WACHSTUM	0	12.200	12.200
**D	DEKA INVESTMENT GMBH RE DEKAFUTUR-CHANCE	0	39.000	39.000
**D	DEKA INVESTMENT GMBH RE DEKA-BR 100	0	588.706	588.706
**D	DEKA INVEST GMBH RE DEKA-BR 85	0	30.785	30.785
**D	DEKA INVESTMENT GMBH RE DEKA-BR 75	0	29.640	29.640
**D	DEKA INVESTMENT GMBH RE DEKA-BR 55	0	12.991	12.991
**D	DEKA INVESTMENT GMBH RE DEKA-BR 35	0	72.423	72.423
**D	DEKA INVEST RE/DEKAFUTUR-ERTRAG	0	1.800	1.800
**D	DEKA INVEST RE DEKA-EUROLAND BALANCE	0	661.950	661.950
**D	DEKA INVESTMENT GMBH RE DEKA-DIVIDEND VA	0	170.000	170.000
**D	H.E.S.T. AUSTRALIA LIMITED	0	96.578	96.578
**D	LGIA SUPER TRUSTEE AS TRUSTEE FOR LGIA	0	66.416	66.416
**D	VANGUARD INTERNATIONAL SHARE INDEX FUND	0	67.901	67.901
**D	MINE SUPERANNUATION FUND	0	78.445	78.445
**D	AUSTRALIANSUPER	0	5.094	5.094
**D	VANGUARD INTERNATIONAL SHARE INDEX FUND	0	759.899	759.899
**D	CONSTRUCTION AND BUILDING UNIONS SUPER F	0	199.785	199.785
**D	VANGUARD GLOBAL VALUE EQUITY FUND	0	327	327
**D	TEACHERS' RETIREMENT SYSTEM OF THE CITY OF NEW YORK	0	140.059	140.059
**D	SAS TRUSTEE CORPORATION POOLED FUND	0	6.311	6.311
**D	SAS TRUSTEE CORPORATION POOLED FUND	0	110.962	110.962
**D	UBS ASSET MANAGEMENT-LIFE LTD	0	1.641.458	1.641.458
**D	MANAGEMENT BOARD PUBLIC SERVICE PENSION	0	8.455	8.455
**D	CONNECTICUT GENERAL LIFE INSURANCE COMPANY	0	14.388	14.388
**D	CONNECTICUT GENERAL LIFE INSURANCE COMPANY	0	31.127	31.127
**D	LUCRIF PTE LTD FOR THE LABOUR UNION CO-OPERATIVE RETIREMENT FUND	0	30.800	30.800
**D	BANCO CENTRAL DE TIMOR-LESTE (BCTL)	0	46.691	46.691
**D	ROCKEFELLER & CO., INC.	0	596.415	596.415
**D	CTIVE DEFA INTERNATIONAL VALUE FUND	0	17.000	17.000
**D		0	194.821	194.821

84573 2015

LISTA ESITO DELLE VOTAZIONE

Objetto: Relazione sulla politica in materia di remunerazione e sui compensi corrisposti (II Sez.): compensi corrisposti.
FAVOREVOLI

Badge	Ragione Sociale	Proprio	Delega	Totale
**D	PFA PENSION FORSIKRINGSKATSELSKAB	0	15.780	15.780
**D	JPMORGAN CHASE BANK - PB - UNITED STATES INDIVIDUALS	0	3.921	3.921
**D	JPMORGAN CHASE BANK - PB - UNITED STATES TRUSTS	0	5.179	5.179
**D	JPMORGAN CHASE BANK - PB - UNITED STATES PARTNERSHIP	0	1.970	1.970
**D	BRUNEI SHELL RETIREMENT BENEFIT FUND	0	3.314	3.314
**D	TELSTRA SUPERANNUATION SCHEME	0	16.310	16.310
**D	FRANKLIN INTERNATIONAL CORE EQUITY FUND	0	254.968	254.968
**D	TEMPLETON INTERNATIONAL STOCK TRUST	0	102.515	102.515
**D	JEFFREY LLC	0	9.875	9.875
**D	AMZ WHOLESALE INTERN. SHARE NO. 1 FUND	0	8.459	8.459
**D	TCORPIM INTERNATIONAL SHARE (UNHEDGED) F	0	149.401	149.401
**D	ISHARES WHOLESALE SCREENED INT EQ IND F	0	16.039	16.039
**D	ISHARES EDGE MSCI WORLD MINIMUM VOLAT ET	0	3.074	3.074
**D	IBM PERSONAL PENSION PLAN TRUST	0	37.127	37.127
**D	ONEPATH LOW VOLATILITY GLOBAL EQ IN POOL	0	23.367	23.367
**D	ONEPATH GLOB SHARES LARGE CAP UNHED IN P	0	208.266	208.266
**D	ACCIDENT COMPENSATION CORPORATION	0	60.243	60.243
**D	DEKA INVESTMENT GMBH RE DEKA-EUROPABOND	0	808.375	808.375
**D	SUPER FUNDS MANAG CORP SOUTH AUSTRALIA	0	24.816	24.816
**D	TEMPLETON GLOBAL GROWTH FUND LIMITED	0	198.556	198.556
**D	TEMPLETON INTERNATIONAL EQUITY TRUST	0	144.877	144.877
**D	TEMPLETON GLOBAL TRUST FUND	0	36.210	36.210
**D	JP MORGAN CHASE RETIREMENT PLAN	0	132.028	132.028
**D	MTBJ DAIDO LIFE FOREIGN EQUITY MOTHER FD	0	3.510	3.510
**D	ISHARES WHOLESALE INTERN EQ INDEX FUND	0	4.384	4.384
**D	SUPERANNUATION FUNDS MANAGEMENT CORP	0	17.095	17.095
**D	SUPERANNUATION FUNDS MANAGEMENT CORPORAT	0	63.376	63.376
**D	BT WHOLESALE MULTI MANAG INTL SHARE FUND	0	248.441	248.441
**D	WSSP INTERNATIONAL EQUITIES TRUST	0	7.146	7.146
**D	KOORMIN BANK ACTING AS TRUSTEE OF KIM PRIVATE NOBLE CLASS GLOBAL EQUITY MASTER INVESTMENT TRUST	0	17.554	17.554
**D	QANTAS SUPERANN. LTD ATF QANTAS SUP.PLAN	0	159.810	159.810
**D	THE BOEING COMPANY EMPLOYEE RETIREMENT P	0	22.700	22.700
**D	DEKA INVEST GMBH RE A-VSA-FONDS	0	10.128	10.128
**D	ISHARES ALLCOUNTRY EQUITY INDEX FUND	0	326.228	326.228
**D	BAPTIST HEALTH SOUTH FLORIDA INC	0	19.595	19.595
**D	BLACKROCK FISSION INDEXED INTL EQUITY FD	0	214.269	214.269
**D	ADVANCE INTERNATIONAL SHARE INDEX FUND	0	34.423	34.423
**D	UBS FTSE RAFI DEVELOPED 1000 INDEX FUND	0	5.807	5.807
**D	UBS MSCI WORLD MINIMUM VOLATILITY IND FD	0	3.023	3.023
**D	RETIREMENT INCOME PLAN OF SAUDI ARABIAN OIL COMPANY	0	352.827	352.827
**D	RWIT INTERNATIONAL INDEX FUND	0	535.991	535.991
**D	FRANKLIN TEMPLETON VARIAB. INSURANCE	0	654.283	654.283
**D	SOUTHERN COMPANY SYSTEM MASTER RETIREMEN	0		

LISTA ESITO DELLE VOTAZIONE

Oggetto: Relazione sulla politica in materia di remunerazione e sui compensi corrisposti (II Sez.): compensi corrisposti. FAVOREVOLI

Badge	Regione Sociale	Proprio	Delega	Totale
**D	T. ROWE PRICE INT. F. INC. T. R. P. INT. VAL. EQ	0	6.031.446	6.031.446
**D	EQ ADVISORS TRUST-AXA INEL.VALUE MANAGED	0	217.833	217.833
**D	MINISTRY OF ECONOMY AND FINANCE	0	3.191	3.191
**D	T ROWE PRICE INTERNATIONAL EQUITY INDEX	0	244.640	244.640
**D	FLEXSHAR.MORR.DEV.MARK.EX-US FAC.TIIT IN	0	179.545	179.545
**D	SBC MASTER PENSION TRUST	0	95.703	95.703
**D	EQ ADV. TRUST AXA INTL.CORE MANAGED VOLA	0	430.345	430.345
**D	SBC MASTER PENSION TRUST 208	0	127.819	127.819
**D	T ROWE CONCENTRATED INTERNAT EQUITY FUND	0	60.755	60.755
**D	FLEXSHARES MORNINGSTAR GLOBAL UPSTREAM N	0	401.415	401.415
**D	EQ ADVISORS TRUST EQ-GLOBAL EQUITY MANAG	0	479.482	479.482
**D	EQ ADVISORS TRUST - EQ/INTERNATIONAL MAN	0	100.968	100.968
**D	EQ ADVISORS TRUST - ATM INTERNATIONAL MA	0	360.602	360.602
**D	JNL/MELLON CAPITAL INTNAL INDEX FUND	0	260.316	260.316
**D	FLEXSHARES INTERNATIONAL QUALITY DIVIDEND DEFENSIVE INDEX FUND	0	292.064	292.064
**D	SBC MASTER PENSION TRUST	0	4.448	4.448
**D	T. ROWE PRICE INTERNATIONAL CONCENTRATED	0	97.666	97.666
**D	T ROWE PRICE GLOBAL ALLOCATION FUND INC	0	488.973	488.973
**D	FLEXSHARES STOX GLOBAL ESG IMPACT INDEX	0	57.503	57.503
**D	GOLDMAN SACHS TRUST - GOLDMAN SACHS ABSOLUTE RETURN TRACKER FUND	0	358	358
**D	GOLDMAN SACHS INTER EQUITY INSIGHTS FUND	0	1.300	1.300
**D	GOLDMAN SACHS VARIABLE INS TRUST - G SACHS STRATEGIC INTER EQUITY FUND	0	258.081	258.081
**D	PUBLIC EMPLOYEES RETIREMENT SYSTEM OF OHIO	0	13.476	13.476
**D	MTB GOVERNMENT PENSION INVESTMENT FUND 4	0	1.137.493	1.137.493
**D	THE MASTER TRUST BANK OF JAPAN LTD	0	9.331.437	9.331.437
**D	NATIONAL FARMERS UNION MUTUAL INSURANCE	0	2.986.129	2.986.129
**D	JOHN LEWIS PARTNERSHIP TRUST FOR PENSION	0	111.801	111.801
**D	THE BARCLAYS BANK UK RETIREMENT FUND	0	78.043	78.043
**D	THE MASTER TRUST BANK OF JAPAN, LTD. AS TRUSTEE FOR MUTB400045792	0	39.735	39.735
**D	VANGUARD FID COMPANY EUROPEAN STOCK INDE	0	1.521.723	1.521.723
**D	VANGUARD TOTAL INTERNATIONAL STOCK INDEX	0	119.088	119.088
**D	MTB FOR GOVERNMENT PENSION FD45828	0	43.551.836	43.551.836
**D	THE MASTER TRUST BANK OF JAPAN LTD	0	236.011	236.011
**D	STATE OF CALI SAV PLUS PROG MASTER TRUST	0	4.989.801	4.989.801
**D	DEKA INVE GMBH RE DEKA-PRIVATVORSORGE AS	0	178.237	178.237
**D	DEKA INVEST GMBH RE AGR DENA	0	85.000	85.000
**D	INTERNATIONALE KAPITALANLEGESELLSCHAFT	0	7.800	7.800
**D	DEKA INV. GMBH RE ROHAND MASTERFONDS	0	25.000	25.000
**D	DEKA INVEST GMBH RE BODENSEE-FONDS	0	22.369	22.369
**D	DEKA INV GMBH RE FIDELITAS FUNDMASTER 8	0	1.700	1.700
**D	DEKA INVEST RE INTER-ESSEN-FONDS	0	31.986	31.986
**D	DEKA INVEST RE A-CRISPINUS FOND	0	10.267	10.267
**D		0	9.000	9.000

84573/2020

84573 / 2014

LISTA ESITO DELLE VOTAZIONE

Oggetto: Relazione sulla politica in materia di remunerazione e sui compensi corrisposti (II Sez.): compensi corrisposti. FAVOREVOLI

Badge	Ragione Sociale	Proprio	Delega	Totale
**D	DEKA A-DIM-WETZLAR-FONDS	0	8.350	8.350
**D	DEKA A-DIM-WETZLAR-BALANCED-FONDS	0	9.150	9.150
**D	DEKA INVEST MBH VITUS FIRST VALUE FONDS	0	124.000	124.000
**D	DEKA INVESTMENT GMBH RE AUW-FONDS	0	11.215	11.215
**D	DEKA INVEST GMBH RE DEKA MULT ASS TOT RE	0	3.021	3.021
**D	DEKA FUND INVESTMENT RE/ A-HORCH-FONDS	0	73.100	73.100
**D	DEKA INVEST MAULBRONN-STROMBERG-FONDS	0	10.650	10.650
**D	DEKA INVESTMENT GMBH RE DEKA-BR 20	0	1.384	1.384
**D	DEKA INVEST. A-NORDHAUSEN 2-FONDS	0	16.655	16.655
**D	DEKA INVESTMENT GMBH RE RANW AKTIEN	0	35.289	35.289
**D	DEKA INVESTMENT GMBH RE TEG FONDS	0	2.000	2.000
**D	DEKA INVESTMENT GMBH RE MV-FONDS	0	25.000	25.000
**D	DEKA INV. RE A-STENDALER-ROLANDFONDS I	0	414	414
**D	DEKA INVESTMENT GMBH RE A-KSK FULDA-FOND	0	17.600	17.600
**D	DEKA INVESTMENT GMBH RE S BROKER 1 FONDS	0	4.530	4.530
**D	DEKA INVESTMENT GMBH RE A-SKGO-FONDS	0	15.500	15.500
**D	DEKA INVESTMENT GMBH RE A-ASD FONDS	0	14.000	14.000
**D	DEKA INVESTMENT GMBH RE A-AMISIA-FONDS	0	30.000	30.000
**D	DEKA INV. GMBH RE BAUTZEN FUNDMASTER	0	65.000	65.000
**D	DEKA INVESTMENT GMBH RE HEKZOGTUM I	0	15.000	15.000
**D	DEKA INVESTM GMBH RE A-HECKER-FONDS I	0	34.000	34.000
**D	DEKA INVESTME GMBH RE CHRONOS FUNDMASTER	0	25.000	25.000
**D	SUEBIA FONDS	0	145.317	145.317
**D	OB 2	0	84.803	84.803
**D	EPS	0	54.024	54.024
**D	BMW AG	0	56.579	56.579
**D	DEKA VALUE PLUS	0	187.700	187.700
**D	RAGS-FUNDMASTER	0	24.642	24.642
**D	NATIONAL PENSION INSURANCE FUND	0	4.291	4.291
**D	NATIONWIDE INTERNATIONAL INDEX FUND	0	228.836	228.836
**D	INTERNATIONAL FUND MANAGEMENT S.A. RE IF	0	600.000	600.000
**D	DEKA INTERNATIONAL S.A. RE DEKALUX-GLOBA	0	33.395	33.395
**D	DEKA INTERNATIONAL S.A. RE DEKA-EUROPAVA	0	11.212	11.212
**D	T ROWE PRICE EUROPEAN STOCK FUND	0	1.261.122	1.261.122
**D	TEMPLETON INSTIT.FUNDS-INTL.EQUITY SERIE	0	753.707	753.707
**D	NWIT GS INTERNATIONAL EQUITY INSIGHTS FU	0	161.558	161.558
**D	EQ ADVISORS TR EQ TEMPLE GLOB EQ M VO P	0	23.572	23.572
**D	FLEXSHARES INTERNATIONAL QUALITY DIVIDEND	0	64.881	64.881
**D	NWIT MULTI-MANAGER INTERNATIONAL VALUE F	0	12.093	12.093
**D	EQ ADVISORS TRUST - 1290 VT SMARTBETA EQ	0	2.100	2.100
**D	VANTAGETRUST III MAST COLLECT INVE FU TR	0	166.399	166.399
**D	BBP INKA	0	25.134	25.134
**D	THE NATIONAL FARMERS UNION MUTUAL INS LINK PER	0	24.418	24.418

LISTA ESITO DELLE VOTAZIONE

Oggetto: Relazione sulla politica in materia di remunerazione e sui compensi corrisposti (II Sez.): compensi corrisposti. FAVOREVOLI

Badge	Ragione Sociale	Proprio	Delega	Totale
**D	THE MASTER TRUST BANK OF JAPAN LTD	0	88.533	88.533
**D	THE MASTER TRUST BANK OF JAPAN LTD	0	192.790	192.790
**D	BUREAU OF LABOR FUNDS - LABOR RETIREMENT FUND	0	4.290	4.290
**D	NEW YORK STATE COMMON RETIREMENT FUND	0	63.300	63.300
**D	STATE OF WYOMING	0	125.801	125.801
**D	MINEWORKERS PENSION SCHEME	0	568.998	568.998
**D	FIDELITY INV. FUND-FIDELITY INDEX WORLD	0	117.051	117.051
**D	FIDELITY INV. FIDELITY INDEX EUROPE EX U	0	159.340	159.340
**D	T.ROME PRICE FUNDS OEIC - CONTINENTAL EU	0	4.604	4.604
**D	THE MASTER TRUST BANK OF JAPAN LTD	0	17.506	17.506
**D	BLACKROCK INTERNATIONAL INDEX V.I. FUND OF BLACKROCK VARIABLE SERIES FUNDS INC.	0	32.371	32.371
**D	BLACKROCK MANAG.VOL.V.I. F.OF BLACK.VAR.	0	5.598	5.598
**D	BLACKROCK TACTICAL OPP FD OF BLACK FDS	0	24.865	24.865
**D	THE MASTER TRUST BANK OF JAPAN LTD	0	212.349	212.349
**D	THE MASTER TRUST BANK OF JAPAN LTD	0	1.126.158	1.126.158
**D	BLACKROCK INSTITUTIONAL TRUST COMPA	0	4.774.289	4.774.289
**D	BLACKR INS T COMP NA INV F FOR EMP BEN T	0	16.872.411	16.872.411
**D	BLACKROCK MSCI EAFE EQUITY INDEX NON-LENDABLE FUND	0	618.506	618.506
**D	TRUST AND CUSTODY SERVICES BANK LIMITED	0	211.633	211.633
**D	TRUST AND CUSTODY SERVICES BANK, LTD. AS TRUSTEE FOR MHTB AS TRUSTEE FOR MHAM INTERNATIONAL EQUITY INDEX MOTHER FUND	0	0	0
	18.956	18.956	0	0
**D	VANGUARD INTERNATIONAL VALUE FUND I	0	5.778.704	5.778.704
**D	VFTC INST TOTAL INT STOCK MARKET IND TRU	0	1.175.052	1.175.052
**D	EUROPE EX-UK ALPHA FILTS ESG SCREEN	0	4.360	4.360
**D	EUROPE EQUITY INDEX ESG SCREENED FU	0	163.302	163.302
**D	MSCI EUROPE EQUITY INDEX FUND B (EU	0	2.108.103	2.108.103
**D	MSCI EUROPE EQUITY ESG SCREENED INDEX FUND B	0	2.933	2.933
**D	MSCI WORLD EQUITY ESG SCREENED INDE	0	510.819	510.819
**D	MSCI WORLD MINIMUM VOLATILITY ESG SCREEN	0	5.668	5.668
**D	TFL PENSION FUND	0	37.442	37.442
**D	BLACKROCK MSCI EMU IMI INDEX FD B (EMUIM	0	2.014	2.014
**D	MSCI ACWI EX-U.S. IMI INDEX FUND B2	0	171.036	171.036
**D	THRIFT SAVINGS PLAN	0	8.892.943	8.892.943
**D	BLACKROCK CDN WORLD INDEX FUND	0	131.838	131.838
**D	BLACKROCK CDN MSCI EAFE INDEX PLUS FUND	0	19.162	19.162
**D	BLACKROCK CDN MSCI-EAFE EQUITY INDEX FUN	0	1.125.712	1.125.712
**D	CDN MSCI WORLD EX-CANADA MIN VOLA IND FD	0	51.195	51.195
**D	T.ROME PRICE RETIREMENT HYBRID TRUST	0	478.377	478.377
**D	T.ROME PRICE INTERNATIONAL VALUE EQUITY	0	3.717.470	3.717.470
**D	COLUMBIA CAPITAL ALLOCAT MODER CONSER PO	0	3.158	3.158
**D	COLUMBIA CAPITAL ALLOCAT MODER AGG P	0	2.379	2.379
**D	COLUMBIA CAPITAL ALLOCAT MODERATE POR	0	3.412	3.412
**D	COLUMBIA CAPITAL ALLOCAT MODERATE POR	0	2.064	2.064

84573/2018

2.392

LISTA ESITO DELLE VOTAZIONE

Oggetto: Relazione sulla politica in materia di remunerazione e sui compensi corrisposti (II Sez.): compensi corrisposti.
FAVOREVOLI

Badge	Ragione Sociale	Proprio	Delega	Totale
**D	COLUMBIA CAPITAL ALLOCATION AGGRESSIVE P	0	2.818	2.818
**D	KATHERINE C. MOORE CHARITABLE LEAD ANNUITY TRUST II	0	337	337
**D	STATE OF NEW MEXICO STATE INVEST COUNCIL	0	408.870	408.870
**D	NEW YORK LIFE INSURANCE AND ANNUITY CO	0	7.265	7.265
**D	MULTI-MANAGER DIRECTIONAL ALTERNATIVE STRATEGIES FUND	0	5.345	5.345
**D	EQ ADVISORS TRUST - EQ/WELINGTON E	0	8.101	8.101
**D	MULTI-MANAGER INTERNATIONAL EQUITY STRATEGIES FUND	0	310.593	310.593
**D	JNL FRANKLIN TEMPLETON GRO ALLOCATION FU	0	49.672	49.672
**D	PROVEDA GLOBAL EQUITY, LP	0	1.610	1.610
**D	RETIREMENT PLAN FOR EMPLOYEES OF AETNA INC	0	61.738	61.738
**D	THE KATHERINE MOORE REVOCABLE TRUST	0	12.723	12.723
**D	JAB CONSOLIDATED LTD	0	1.265	1.265
**D	FM KIRBY DTD TRUST 1/3/75 FBO JEFFERSON W KIRBY	0	1.035	1.035
**D	FM KIRBY TRUST DTD 1/3/75 FBO S DILLARD KIRBY	0	3.532	3.532
**D	GLG INVESTMENTS UMBRELLA QIF PLC SUB FUND ELS QIF MASTER	0	236	236
**D	GLG MULTI-STRATEGY FUND	0	24	24
**D	GLG EUROPEAN LONG-SHORT FUND LTD	0	83	83
**D	MAN GLG TOPAZ LIMITED C/O MAPLES CORPORATE SERVICES LIMITED	0	128	128
**D	JAPAN TRUSTEE SERVICES BANK LTD	0	90.905	90.905
**D	FIDELITY PURITAN TF LOW PRICE STOCK FUND	0	4.795.060	4.795.060
**D	JAPAN TRUSTEE SERVICES BANK LTD	0	3.846	3.846
**D	NEUBERGER BERMAN INVESTM FUNDS PLC	0	1.971	1.971
**D	JPMORGAN ETFs (IRELAND) ICAY	0	2.064	2.064
**D	FIDELITY GROUP TRUST FOR EMPLOYEE BEN PL	0	743.952	743.952
**D	SCHRODER INTERNAT MULTI-CAP EQUITY TRUST	0	710.803	710.803
**D	THE MASTER TRUST BANK OF JAPAN LTD	0	51.414	51.414
**D	ANIMA SGR SPA - ANIMA VISCONTEO PLUS	0	213.016	213.016
**D	ANIMA SGR SPA	0	108.498	108.498
**D	ANIMA SGR SPA ANIMA CRESCITA ITALIA	0	539.468	539.468
**D	ANIMA ITALIA ANIMA SGR	0	1.898.034	1.898.034
**D	ANIMA VISCONTEO ANIMA SGR SPA	0	1.147.277	1.147.277
**D	ANIMA SPORZESCO ANIMA SGR SPA	0	559.209	559.209
**D	ANIMA SGR SPA - GESTIBILE PRO ITALIA	0	35.000	35.000
**D	ALETTI GES ABS RE	0	72.284	72.284
**D	ALETTI GES C MT IV	0	8.714	8.714
**D	ALETTI GES C MT V	0	142.217	142.217
**D	EXANE FUNDS 2	0	1.225.844	1.225.844
**D	WHOLESALE UNIT TRUST GLOBAL SHS FUND 5	0	17.706	17.706
**D	MERCER ORHEDGED OVERSEAS SHARES TRUST	0	34.208	34.208
**D	FG INTERNATIONAL SHARE FUND 1	0	43.699	43.699
**D	AMP CAPITAL SPEC INTERN SHARE FUND	0	22.058	22.058
**D	ACTIAM RESPONSIBLE INDEX FUND EQUITY EUR	0	525.437	525.437
**D	CM EUROPE ACTIONS	0	31.235	31.235

84573/2019

LISTA ESITO DELLE VOTAZIONE

Oggetto: Relazione sulla politica in materia di remunerazione e sui compensi corrisposti (II Sez.): compensi corrisposti.
FAVOREVOLI

Badge	Ragione Sociale	Proprio	Delega	Totale
**D	FCP GAILLON NATURAL RESOURCES	0	20.000	20.000
**D	FCP CM-CIC EURO ACTIONS	0	147.594	147.594
**D	FCP CM FRANCE ACTIONS	0	958.746	958.746
**D	FCP UNION FRANCE	0	138.274	138.274
**D	FCP UNION EUROPE	0	330.657	330.657
**D	FCP UNI 1	0	16.608	16.608
**D	VALORACTIIONS	0	28.000	28.000
**D	FCP SAINT ABOGHAST	0	1.611	1.611
**D	FCPE ACCOR DIVERSIFIE	0	3.245	3.245
**D	FCP SCORE SIGMA	0	3.810	3.810
**D	FCP SCORE SAXE	0	1.879	1.879
**D	FCP SCORE 620	0	692	692
**D	FCP TROUVU	0	217	217
**D	FCPE LAGARDERE PUBLICITE AUDIO	0	156	156
**D	OTIS EP DIVERSIFIE	0	6.257	6.257
**D	FCP ES GESTION EQUILIBRE	0	95.257	95.257
**D	FCP ES DYNAMIQUE	0	58.791	58.791
**D	FCP SCORE 2012	0	1.129	1.129
**D	ADREA DIVERSIFIE FRANCHE COMTE	0	1.054	1.054
**D	FCP MARIE	0	2.467	2.467
**D	FCP SCORE M A R S	0	83	83
**D	FCP ARPEGE ACTIONS	0	4.178	4.178
**D	FCP EPTA	0	3.317	3.317
**D	FCP FAMILLE FERRAND	0	949	949
**D	FCP FYRENEES GLOBAL	0	4.696	4.696
**D	FCP ASSOC GROUPE SAINT SAUVEUR	0	1.782	1.782
**D	FCPE GROUPE SAMSE	0	8.008	8.008
**D	FMEM F	0	1.091	1.091
**D	FCP CONGREGATION DES SOEURS DE LA CROIX	0	373	373
**D	FCPE CONVERGENCE ACTIONS EUROPE	0	200	200
**D	FCPE FONCIL	0	9.265	9.265
**D	FCP OFFENSIF AIR LIQUIDE EXPANS	0	8.843	8.843
**D	RP FAMILY	0	764	764
**D	FCP PRIEURE MARQUET	0	1.697	1.697
**D	FCP UEM DIVERSIFICATION	0	643	643
**D	FCP C.A.A. 68	0	716	716
**D	F F M 26	0	1.469	1.469
**D	FCP SEQUOIA	0	2.000	2.000
**D	FCPE AI DIVERSIFIE	0	1.610	1.610
**D	FCPE FCP OCP	0	7.632	7.632
**D	FCP DOSKONIEV	0	700	700
**D	FCP SACRE COEUR	0	2.000	2.000
**D	DIVINE PROVIDENCE JNM	0	1.000	1.000

84573/2020

84573/2021

LISTA ESITO DELLE VOTAZIONE

Oggetto: Relazione sulla politica in materia di remunerazione e sui compensi corrisposti (II Sez.): compensi corrisposti.
FAVOREVOLI

Badge	Ragione Sociale	Proprio	Delega	Totale
**D	FCP TWN 2018	0	1.000	1.000
**D	FCP SCORE ACTIONS	0	1.000	1.000
**D	STOCKS FINANCES	0	1.500	1.500
**D	1504 FCP THALES AVIONICS	0	2.412	2.412
**D	STAUBLI 80 20 CREDIT MUTUEL FCPE	0	8.000	8.000
**D	STAUBLI 50 50 CREDIT MUTUEL FCPE	0	5.000	5.000
**D	FCP SCORE THANNY	0	606	606
**D	FCP SCORE SAINT JOSEPH	0	575	575
**D	FCP SCORE PILLAUD	0	849	849
**D	FCP SCORE ORMESSON	0	2.320	2.320
**D	FCP SCORE M O	0	643	643
**D	FCP SCORE GALIEN	0	2.831	2.831
**D	FCP SCORE AUMEX	0	1.776	1.776
**D	FCP SCORE AD BESANCON	0	1.992	1.992
**D	FCP PIPE LINE SUD EUROPEEN	0	1.384	1.384
**D	FCP PATRIMOINE PLACEMENT 5	0	1.036	1.036
**D	FCP PATRIMOINE PLACEMENT 3	0	2.174	2.174
**D	FCP PATRIMOINE PLACEMENT 2	0	653	653
**D	LEXMARK DYNAMIQUE	0	2.371	2.371
**D	FCP GUTENBERG	0	2.377	2.377
**D	FCP GROUPE FORD FRANCE	0	2.119	2.119
**D	FCP GESTION PLACEMENT 1	0	743	743
**D	1515 FCP GERARD FERRIER	0	1.629	1.629
**D	1488 FCPE GE FACTOFRANCE	0	1.828	1.828
**D	FRESCALE DIVERSIFIE	0	6.763	6.763
**D	1584 FCP FERTILSOEBO	0	2.751	2.751
**D	FCP EUROP ASSISTANCE DIVERSIFIE	0	875	875
**D	FCP ESSO DIVERSIFIE	0	40.000	40.000
**D	FCP CRYOSTAR FRANCE	0	267	267
**D	FCP CH RIVER LABORATOIRES FRANCE	0	1.694	1.694
**D	FCP CAPSUGEL	0	3.875	3.875
**D	FCP PROVENCE DIVERSIFIE	0	230	230
**D	1262 FCP BEHR FRANCE	0	58	58
**D	FCPE AREVA ACTIONS	0	17.982	17.982
**D	APA SOLIDARITE FCP	0	1.235	1.235
**D	ACM ACTIONS PLUS	0	1.682	1.682
**D	ACM ACTIONS	0	1.210	1.210
**D	HSBC GLOBAL RESOURCES ENERGY MOTHER FUND	0	64.713	64.713
**D	MAINFRANKEN WERTKONZEPT AUSGEWOGEN	0	90.000	90.000
**D	KUWAIT FUND FOR ARAB ECONOMIC DEVELOPMENT	0	156.459	156.459
**D	SCHRODER GLOBAL ENHANCED INDEX FUND	0	40.932	40.932
**D	AXA EQUITABLE LIFE INSURANCE CO	0	28.148	28.148
**D	SCHRODER GLOBAL ACTIVE VALUE FUND	0	32.131	32.131

LISTA ESITO DELLE VOTAZIONE

Oggetto: Relazione sulla politica in materia di remunerazione e sui compensi corrisposti (II Sez.): compensi corrisposti. FAVOREVOLI

Badge	Ragione Sociale	Proprio	Delega	Totale
**D	SCHRODER GLOBAL RECOVERY FUND	0	907.079	907.079
**D	SCHRODER PENSION MANAGEMENT LFD	0	35.146	35.146
**D	EQ ADVISORS TRUST - EQ/AB DYNAMIC MODERA	0	102.922	102.922
**D	MFS GLOBAL TOTAL RETURN FUND	0	509.461	509.461
**D	EQ ADV TRUST EQ/INT. EQ. INDEX PORTFOLIO	0	550.559	550.559
**D	EQ ADVISORS TRUST - EQ/WELLINGTON E	0	21.574	21.574
**D	MFS GLOBAL ALTERNATIVE STRATEGY FUND	0	5.664	5.664
**D	MFS INSTITUTIONAL INTERNATIONAL EQUITY F	0	6.116.128	6.116.128
**D	MFS DIVERSIFIED INCOME FUND	0	329.572	329.572
**D	JPM FUND ICVC-JPM MULTI-ASSET INCOME FD	0	13.339	13.339
**D	SCHRODER MOORGATE I FUND	0	123.014	123.014
**D	SCHRODER DIVERSIFIED GROWTH FUND	0	36.288	36.288
**D	DEKA INTERNATIONAL S.A. RE DEKAMULTI ASSET ERTFRAG	0	6.000	6.000
**D	EQ ADVISORS TRUST-AXA/AB DYNAMIC GROWTH	0	23.287	23.287
**D	BUREAU OF LABOR FUNDS- LABOR PENSION FUND	0	1.138	1.138
**D	BUREAU OF LABOR FUNDS- LABOR PENSION FUND	0	377	377
**D	BUREAU OF LABOR FUNDS- LABOR PENSION FUND	0	207	207
**D	BUREAU OF LABOR FUNDS- LABOR PENSION FUND	0	13.032	13.032
**D	BUREAU OF LABOR FUNDS- LABOR PENSION FUND	0	8.212	8.212
**D	BUREAU OF LABOR FUNDS- LABOR PENSION FUND	0	34.717	34.717
**D	MISSOURI EDUCATION PENSION TRUST	0	562.164	562.164
**D	SCHRODER ADVANCED BETA GLOBAL EQUITY SMA	0	9.130	9.130
**D	SCHRODER INCOME FUND	0	3.250.416	3.250.416
**D	SCHRODER INCOME MAXIMSER	0	1.780.611	1.780.611
**D	SCHRODER RESPONSIBLE VALUE UK EQUITY FUN	0	160.731	160.731
**D	SCHRODER QEP GLOBAL ACTIVE VALUE FUND	0	247.673	247.673
**D	SCHRODER EUROPEAN RECOVERY FUND	0	804.874	804.874
**D	SCHRODER GLOBAL EQUITY INCOME FUND	0	1.129.384	1.129.384
**D	SCHRODER QEP GLOBAL CORE FUND	0	221.322	221.322
**D	TRUST AND CUSTODY SERVICES BANK LTD AS TRUSTEE FOR FEDERATION OF NATIONAL PUBLIC SERVICE PERSONNEL MUTUAL AID ASSOCIATIO	146.140	0	146.140
**D	JPMORGAN DIVERSIFIED RETURN GLOB EQ ETF	0	8.834	8.834
**D	JPMORGAN INSURANCE TRUST INCOME BUILD PO	0	1.038	1.038
**D	JPMORGAN INCOME BUILDER FUND	0	120.928	120.928
**D	JPMORGAN GLOBAL ALLOCATION FUND	0	6.343	6.343
**D	JPMORGAN BETABUILDERS EUROPE ETF	0	282.377	282.377
**D	JPMORGAN BETABUILDERS INTERNATIONAL	0	8.410	8.410
**D	JPMORGAN DIVERSIF-RETURN INTERNAT EQ EFF	0	167.919	167.919
**D	JPMORGAN DIVERSIFIED RETURN EUROPE EQUITY ETF	0	3.981	3.981
**D	JPMORGAN DIVERSIFIED FUND	0	9.278	9.278
**D	MFS INTERNATIONAL RESEARCH EQUITY LLC	0	26.422	26.422
**D	VERMONT PENSION INVESTMENT COMMITTEE	0	185.155	185.155
**D	U S STEEL CORPO REPRES RETIREES BENEF TR	0	3.646	3.646

84573/2022

LISTA ESITO DELLE VOTAZIONE

Oggetto: Relazione sulla politica in materia di remunerazione e sui compensi corrisposti (II Sez.): compensi corrisposti. FAVOREVOLI

Badge	Ragione Sociale	Proprio	Delega	Totale
**D	MASTER TRUST FOR THE SIEMENS MEDICAL SOL	0	104.299	104.299
**D	OPPENHEIMER GLOBAL MULTI-ASSET GROWTH FUND	0	11.943	11.943
**D	MASTER TRUST FOR SIEMENS PENSION PLANS	0	32.357	32.357
**D	MASTER TRUST FOR SIEMENS SAVINGS PLANS	0	157.478	157.478
**D	COMMINGLED PENSION TRUST FUND (INTEGRIP INTERNATIONAL) OF JPMORGAN CHASE BANK	0	1.044.705	1.044.705
**D	SCHRODER GLOBAL MULTI-CAP VALUE PORTFOLIO I.P	0	9.096	9.096
**D	THE THALIDOMIDE CHILDRENS TRUST	0	22.630	22.630
**D	INTERNATIONALE KAPITALANLAGEGESELLSCHAFT MBH	0	1.892.665	1.892.665
**D	SONDERVERMOGEN INKA TERTIUS	0	10.863	10.863
**D	SONDERVERMOGEN PKMF INKA	0	64.805	64.805
**D	INTERNATIONALE KAPITALANLAGEGESELLSCHAFT MBH YORKSTR. 21, DSSELDOORE, 40476 GERMANY	0	945.377	945.377
**D	HSBC EIFS	0	69.752	69.752
**D	FRANKLIN TEMPLETON SHARIAH FUNDS 8A	0	69.056	69.056
**D	HSBC GLOBAL INVESTMENT FUNDS	0	38.023	38.023
**D	HSBC ETFs PLC	0	139.221	139.221
**D	HSBC INSTITUTIONAL TRUST SERVICES IRELAND LIMITED RE 1 GRAND CANAL SQUARE GRAND CANAL HARBOUR, DUBLIN , IRELAND 131.988	0	0	131.988
**D	THE PRUDENTIAL ASSURANCE COMPANY LTD	0	1.775.031	1.775.031
**D	PRUDENTIAL PENSIONS LIMITED	0	124.897	124.897
**D	ROYAL LONDON GROUP PENSION SCHEME	0	38.621	38.621
**D	HSBC EUROPEAN INDEX FUND	0	842.636	842.636
**D	REASSURE LIMITED	0	681.672	681.672
**D	HSBC GLOBAL FUND ICAV	0	1.844	1.844
**D	AI UK EQUITY INCOME FUND	0	100.423	100.423
**D	AI DISTRIBUTION LIFE FUND	0	46.850	46.850
**D	FTSE ALL WORLD INDEX FUND	0	170.964	170.964
**D	TEMPLETON EUROPEAN EQUITY MASTER FUND	0	4.167	4.167
**D	ALA GLOBAL MULTI-FACTOR EQUITY FUN HSBC FRANCE	0	2.628	2.628
**D	MARITIME AND PORT AUTHORITY OF SINGAPORE	0	1.010	1.010
**D	HSBC LIFE (INTERNATIONAL) LIMITED	0	162.948	162.948
**D	HSBC MANAGED GROWTH FUND	0	18.201	18.201
**D	HSBC MANAGED BALANCED FUND	0	11.280	11.280
**D	JPMORGAN MULTI BALANCED FUND	0	1.920	1.920
**D	SCHRODER IN.P.F.ADV.GL.EQUITY.FU	0	25.565	25.565
**D	HSBC P IN F HSBC POOLED GLOBAL EQUITY FD	0	38.050	38.050
**D	JPMORGAN MULTI INCOME FUND	0	49.454	49.454
**D	HSBC POOLED INVESTMENT FUND 1 QUEEN'S ROAD, CENTRAL, HONG KONG, HONG KONG	0	170.000	170.000
**D	HSBC GLOBAL POWER RESOURCES EQUITY FUND	0	59.397	59.397
**D	HSBC EURO MULTI-ASSET INCOME FUND	0	20.919	20.919
**D	HANG SENG INSURANCE COMPANY LIMITED	0	62.756	62.756
**D	BEST INVESTMENT CORPORATION	0	364.682	364.682
**D	TRUST & CUSTODY SERVICES BANK LTD	0	342.752	342.752
**D	TRUST & CUSTODY SERVICES BANK LTD AS TRUSTEE FOR PENSION INVESTMENT FUND TRUST NUMBER 21	0	43.223	43.223

LISTA ESITO DELLE VOTAZIONE

Oggetto: Relazione sulla politica in materia di remunerazione e sui compensi corrisposti (II Sez.): compensi corrisposti.
FAVOREVOLI

Badge	Ragione Sociale	Proprio	Delega	Totale
**D	MUTB (LUX)/TMA UMBRELLA FUND-GLOBAL EQUI	0	11.000	11.000
**D	TMA UMBRELLA FD-TMA ACWI EK-JAPAN PORTF.	0	16.400	16.400
**D	INV. DANKE INVEST EUROPA INDEKS KL	0	128.588	128.588
**D	INV DANKE INVEST GLOBAL INDEKS KL	0	11.321	11.321
**D	INV DAN INV SEL GLOB EQUITY SOL ARK KL	0	49.742	49.742
**D	INV PROCAPTURE EUROPE INDEX FUND ACC KL	0	489.135	489.135
**D	GLOBAL AC INDEX FUND - ACCUMULATING KL	0	77.224	77.224
**D	PROFIL INVEST DANICA PENSION NORGE	0	106.440	106.440
**D	AFDELING DANICA LINK - INDEKS GLOBALE AKTIER	0	11.080	11.080
**D	KAPITALFOR DANISKE INVEST INSTITUT DANICA PENSIONS - AKTIER	0	390.687	390.687
**D	DANICA PENSION LIVSFORSIKRINGSAKTIESELSKAB	0	59.661	59.661
**D	DANSKE BANK PULJER	0	74.283	74.283
**D	SCOR SE PC SEGMENT	0	557.000	557.000
**D	SCOR SWITZERLAND ASSET SERVICES AG	0	215.000	215.000
**D	WIF-EUROPE OPPORTUNITIES FUND	0	62.320	62.320
**D	NM5 GHDE SCH ACCOUNT	0	560.200	560.200
**D	SWISS NATIONAL BANK	0	11.907.281	11.907.281
**D	ACM MUT FONDS GENERAL	0	459.900	459.900
**D	ACM IARD SA	0	277.590	277.590
**D	ACM VIE SA FONDS GENERAL	0	2.236.751	2.236.751
**D	SMITH & AMP; WILLIAMSON OVERSEAS	0	650	650
**D	ALPHA ARCHITECT INTERNATIONAL QUANTITATI	0	139.620	139.620
**D	FIDUCIARY TRUST COMPANY INTERNATIONAL AS AGENT FORUS CLIENTS	0	334	334
**D	KUTXABANK GESTION SGIIC S.A.	0	222.872	222.872
**D	VIDACAIXA, S.A.	0	834.434	834.434
**D	CAIXABANK ASSET MANAGEMENT SGIIC SA	0	390.547	390.547
**D	NATIONAL WESTMINSTER BANK	0	39.967	39.967
**D	RUSSELL INVESTMENTS INSTITUTIONAL FUNDS	0	16.789	16.789
**D	BLUEBAY GLOBAL CONVERTIBLE BOND FUND	0	75.176	75.176
**D	BLUEBAY US GLB CONV BND FND	0	2.650	2.650
**D	RBC FUNDS FOR BLUEBAY GLOBALMON THY INCOME BOND FUND	0	36.893	36.893
**D	CENTRICA COMBINED COMMONINVESTMENT FUND LIMITED	0	37.474	37.474
**D	BLUEBAY FUNDS - BLUEBAY GLOBAL CONVERTIBLE BOND FUND	0	47.350	47.350
**D	PB SSGA INTL EQ TAX	0	33.357	33.357
**D	IQ 500 INTERNATIONAL ETF	0	75.835	75.835
**D	SUBSIDIZED SCHOOLS PROVIDENT FUND	0	23.620	23.620
**D	GNPF COL EAFE GINNA Q	0	5.100	5.100
**D	CENTRAL PENSION FUND OF THE INTERNATIONAL UNION OF OPERATINGENGINEERS AND PARTICIPATING EMPLOYERS	0	40.403	40.403
**D	VOYA GLOBAL HIGH DIVIDEND LOW VOLATILITY FUND	0	5.100	5.100
**D	STICHTING BEDRIJFSPENSIOENFONDS	0	146.450	146.450
**D	STICHTING SPOORWEGPENSIOENFONDS	0	25.142	25.142
**D	THE CONSOLIDATED EDISON PENSION PLAN MASTER TRUST	0	180.748	180.748
**D	DEP OF SSGA NONUS EQUITY B2	0	15.008	15.008

8457/2020

84573 / 2025

LISTA ESITO DELLE VOTAZIONE

Oggetto: Relazione sulla politica in materia di remunerazione e sui compensi corrisposti (II Sez.): compensi corrisposti. FAVOREVOLI

Badge	Ragione Sociale	Proprio	Delega	Totale
**D	DEP OF SSGA MONUS EQUITY B1	0	13.158	13.158
**D	DEP OF SSGA MONUS EQUITY R2	0	17.646	17.646
**D	DEP OF SSGA MONUS EQUITY H1	0	10.174	10.174
**D	ST PF UNILEVER POS SCREENING PANEUR	0	484.200	484.200
**D	USMIA GLOBAL EQUITY	0	8.251	8.251
**D	MIRF ARROWSTREET FOREIGNL	0	114.332	114.332
**D	MIRF MFS FOREIGN LARGE	0	148.721	148.721
**D	MIRF FISHER FRN LRG	0	180.909	180.909
**D	MARAMIC II LLC	0	6.657	6.657
**D	MULTI ADVISOR FUNDS INTERNATIONAL EQUITY VALUE FUND	0	56.384	56.384
**D	PRINCIPAL DIVERSIFIED SELECT REAL ASSET FUND	0	9.717	9.717
**D	TENNESSEE VALLEY AUTHORITY ASSET RETIREMENT TRUST	0	16.531	16.531
**D	VY FRANKLIN INCOME PORTFOLIO	0	10.614	10.614
**D	FFI STRATEGIES PORTFOLIO	0	3.769	3.769
**D	ALAMOSA LLC	0	1.235	1.235
**D	INTL EQUITY FUND MONDRIAN	0	1.646.394	1.646.394
**D	CANDENCE GLOBAL EQUITY FUND LP	0	529	529
**D	DRMA LTD	0	71.775	71.775
**D	C9W CITW FD PARAMETRIC	0	9.161	9.161
**D	WF FAINT STATE STREET GLOBAL SERV	0	22.880	22.880
**D	CENTRAL PENSION FUND OF THE INT. UNION OF OPERATINGENGINEERS AND PARTICIPATING EMPLOYERS	0	189.841	189.841
**D	MANULIFE MULTIPLIER DEVELOPED INTERNATIONAL INDEX	0	16.059	16.059
**D	CERVURITE INTERNATIONAL LLC	0	20.710	20.710
**D	1975 IREVV TRUST OF C D WEYERHAEUSER	0	1.768	1.768
**D	CDW 73 IRR PARA GL	0	1.544	1.544
**D	MOTHER CABRINI HEALTH FOUNDATION, INC.	0	35.397	35.397
**D	BARNARD COLLEGE	0	7.629	7.629
**D	THE ALAIN LSEGR FAMILY TRUST	0	20.410	20.410
**D	CORONATION FUND MANAGERS PTY LIMITED	0	11.160	11.160
**D	JOHN M MC DONOUGH IRR MAN AND NAPIER	0	1.051	1.051
**D	G MCLACHLAN DECL TR-MANNING-NAPIER	0	1.004	1.004
**D	J MCCARTNEY 12-30-97 MANNING-NAPIER	0	2.407	2.407
**D	J HANSEN REV TR 4 29 81 MANNING	0	513	513
**D	PATRICK R HANS MANNING AND NAPIER	0	1.263	1.263
**D	GRUSECKI NEXGEN LEC MANNING AND NAPIER	0	1.328	1.328
**D	GOLDER 2007 FAM TR MANNING AND NAPIER	0	880	880
**D	THOMAS C GAPUTIS REV TR MANNING	0	849	849
**D	WILLIAM FOOTE 95 TR MANNING AND NAPIER	0	2.929	2.929
**D	L BUCNANNO TR TEMPLE SMITH SR M AND N	0	5.264	5.264
**D	OPUS FINANCIAL LLC MANNING AND NAPIER	0	2.380	2.380
**D	CJB FAMILY TR 06-15-00-MANNING	0	1.660	1.660
**D	CJB CRUT II 11 27 06 MANNING	0	3.152	3.152
**D	CJB CRUT 5 1 01 MANNING	0		

LISTA ESITO DELLE VOTAZIONE

Oggetto: Relazione sulla politica in materia di remunerazione e sui compensi corrisposti (II Sez.): compensi corrisposti.

FAVOREVOLI

Badge	Ragione Sociale	Proprio	Delega	Totale
**D	JEFFREY S ARONIN REV TRUST SUB	0	3.166	3.166
**D	TANGLIN CLAYMORE LLC MANNING	0	794	794
**D	CATHERINE SLARK TR MANNING AND NAPIER	0	728	728
**D	OLIVE MC CARTHY 2009 TRUST-MANNING	0	830	830
**D	SUNRATTY HOLDINGS, LLC-MANNING INTL	0	638	638
**D	THE MALUTH FAMILY TRUST-MANNING-SUB	0	904	904
**D	FANCELLI FDN, INC. (SPECIAL)-MANNING	0	1.475	1.475
**D	DEBORAH A. SCHMIDT REV TR-MANNING	0	749	749
**D	J G FENCIK TR-MANNING AND NAPIER SUB	0	1.916	1.916
**D	R C DELL TRUST MANNING AND NAPIER ADV	0	950	950
**D	JAMES J BAKKE 1987 TRUST MANNING	0	2.937	2.937
**D	ALMEIDA FAMILY LEGACY TR MANNING	0	596	596
**D	ELIZABETH E. RIORDAN 1997 TR MANNING	0	1.149	1.149
**D	B4306 FRB M LUND REV TR	0	1.639	1.639
**D	VOLUNTARY EMPLOYEES BENEFICIARY ASSOCIATION SOUTHERN CALIFORNIA EDISON COMPANY	0	8.034	8.034
**D	THE MANUFACTURERS LIFE INSURANCE COMPANY	0	12.281	12.281
**D	2054 APG DRE BLACKR	0	41.495	41.495
**D	MORRIS 1992 GIFT TR FOR ELLEN M AND N	0	1.770	1.770
**D	A BERGROLL REV TR MANNING AND NAPIER	0	747	747
**D	QUIGG VENTURES LLC MANNING AND NAPIER	0	997	997
**D	INVESCO MARKETS II PLC	0	8.620	8.620
**D	WILM MULTI MGR ALT FD ANALYTIC INV	0	21.499	21.499
**D	ARROWSTREET COLLECTIVE INVESTMENT TRUST	0	42.325	42.325
**D	RWSF CIT EAFE	0	536.877	536.877
**D	RWSF CIT ACWIEUXUS	0	471.357	471.357
**D	FISHER INVESTMENTS INSTITUTIONAL GROUP ESG STOCK FUND FOR RETIREMENT PLANS	0	61	61
**D	FISHER INVESTMENTS INSTITUTIONAL GROUP STOCK FUND FOR RETIREMENT PLANS	0	58	58
**D	GLOBAL ATLANTIC GOLDMAN SACHS/GLOBAL EQUITY INSIGHTS PORTFOLIO	0	2.972	2.972
**D	GLOBAL ATLANTIC BLACKROCK DISCIPLINED INTERNATIONAL CORE PORTFOLIO	0	3.871	3.871
**D	SHELL CANADA 2007 PENSION PLAN	0	31.629	31.629
**D	FIDELITY SALEM STREET TRUST FIDELITY SAI INTERNATIONAL INDEX FUND	0	999.834	999.834
**D	SHELL CANADA 2007 PENSION PLAN 400	0	23.127	23.127
**D	TEXAS UTILITIES QUAL NDT PARTNERSHIP	0	4.545	4.545
**D	RCB AVOIRS FIA	0	20.790	20.790
**D	RCB AVOIRS OPCVM	0	655.500	655.500
**D	ZVK DEAM SEK	0	72.000	72.000
**D	RCB OMNIBUS	0	17.545	17.545
**D	ALAS INV SERVICES/MONDRIAN INV	0	84.263	84.263
**D	UND INVESTMENT PARTNERSHIP COMPANY	0	1	1
**D	ADVANCED SERIES TRUST-AST T-SOME PRICE GROWTH OPPORTUNITIES PORTFOLIO GATEWAY CENTER	0	118.259	118.259
**D	AST TRP/DIVERS REAL GWTH PORT PDMO	0	6.128	6.128
**D	GREAT WEST CORE STRATEGIES INTERNATIONAL EQUITY FUND	0	8.861	8.861
**D	DT INTERNATIONAL STOCK INDEX FUND	0	112.646	112.646

84573/2026

84573 / 2024

LISTA ESITO DELLE VOTAZIONE

Oggetto: Relazione sulla politica in materia di remunerazione e sui compensi corrisposti (II Sez.): compensi corrisposti.

FAVOREVOLI

Badge	Ragione Sociale	Proprio	Delega	Totale
**D	NATWEST TDS DEP BNYM RM GLO EQ FUND	0	5.281	5.281
**D	THE NATURE CONSERVANCY WORLDWIDE OFFICE	0	7.061	7.061
**D	GS TACS MARKET CONTINUOUS INTERNATIONAL	0	123.960	123.960
**D	NOM US EQUITY MGRS PORT 4 LSV	0	132.100	132.100
**D	UNEMPLOYMENT PENSION FUND	0	19.467	19.467
**D	LEGAL AND GENERAL UCITS ETF PLC	0	83.935	83.935
**D	THE BANK OF NEW YORK MELLON (INTERNATIONAL) LIMITED AS TRUSTEE FOR LIONTRUST EUROPEAN INCOME FUND	0	106.316	106.316
**D	THE BANK OF NEW YORK MELLON (INTERNATIONAL) LIMITED AS TRUSTEE FOR LIONTRUST EUROPEAN ENHANCED INCOME FUND	0	38.524	38.524
**D	NATIONAL BANK TRUST	0	169.285	169.285
**D	CADENCE GLOBAL EQUITY FUND LP	0	2.156	2.156
**D	VANGUARD EUROPEAN STOCK INDEX FUND	0	4.427.929	4.427.929
**D	WESPATH FUNDS TRUST	0	14.021	14.021
**D	VANGUARD FTSE ALL-WORLD EX US INDEX FUND	0	4.572.028	4.572.028
**D	VAERDIPAPIRFONDEN SPARINVEST INDEX	0	28.091	28.091
**D	THE HARTFORD RETIREMENT PLAN TRUST FOR US EMPLOYEES	0	43.168	43.168
**D	SUBSIDIZED SCHOOLS F FUND NORTHERN	0	25.940	25.940
**D	INTERNATIONAL EQUITY FUND	0	127.007	127.007
**D	OLD WESTBURY ALL CAP ESG FUND	0	18.406	18.406
**D	QS STRATEGIC REAL RETURN FUND	0	5.776	5.776
**D	55041 KUP GLOBALE AKTIER IV	0	4.457	4.457
**D	55002 UP EUROPAEISKE AKTIER	0	335.355	335.355
**D	KAPITALFORENINGEN EMD INVEST GLOBALE AKTIER III	0	31.905	31.905
**D	KAPITALFORENINGEN EMD INVEST GLOBALE AKTIER II	0	26.221	26.221
**D	MSAR SCHRODER	0	84.264	84.264
**D	AUTORIDADE MONETARIA DE MACAU	0	68.088	68.088
**D	XTRACKERS MSCI KOKUSAI EQUITY ETF	0	2.651	2.651
**D	BNY MELLON INTERNATIONAL EQUITY ETF	0	5.128	5.128
**D	NORFOLK COUNTRY RETIREMENT SYSTEM	0	40.132	40.132
**D	IVY PROSHARES MSCI ACWI INDEX FUND	0	5.431	5.431
**D	BCT POOLED INVESTMENT FUND SERIES SMARTEUROPEAN EQUITY FUND	0	22.174	22.174
**D	STEWARDSHIP FOUNDATION	0	2.359	2.359
**D	SEQUOIA FOUNDATION	0	227	227
**D	FOREST FOUNDATION	0	443	443
**D	JOHN SPEARS GRAT I DTD	0	11.225	11.225
**D	JOHN D SPEARS GRAT 1 DTD 2 20 2009 FIONANA SPEARS	0	5.225	5.225
**D	CAROL SPEARS TWKF3506002 JOHN SPEARS	0	1.975	1.975
**D	JOHN D. SPEARS REVOCABLE TRUST	0	61.500	61.500
**D	THE UNIVERSITY COURT OF THE UNIVERSITY OF GLASGOW	0	19.590	19.590
**D	THE COMMONWEALTH FUND	0	1.536	1.536
**D	UNIVERSITY OF WISCONSIN	0	95.503	95.503
**D	PAUL ARTHUR BONDER PAGE LEIGH BONDOR JT TEN	0	711	711
**D	JULES M LASER MANNING AND NAPLIER	0	650	650

LISTA ESITO DELLE VOTAZIONE

Oggetto: Relazione sulla politica in materia di remunerazione e sui compensi corrisposti (II Sez.): compensi corrisposti.
FAVOREVOLI

Badge	Ragione Sociale	Proprio	Delega	Totale
**D	PANAGORA RISK PARITY MULTI ASSET MASTER FUND LTD	0	36.435	36.435
**D	R K MELLON INTERNATIONAL FUND	0	76.357	76.357
**D	RICHARD KING MELLON FDN	0	132.232	132.232
**D	WBW TRUST NUMBER ONE	0	1.114	1.114
**D	CF DV DYNAMIC GROWTH FUND	0	1.030	1.030
**D	CF DV INTERNATIONAL STOCK INDEX FUND	0	104.672	104.672
**D	THE BANK OF NEW YORK MELLON EMPLOYEE BENEFIT COLLECTIVE INVESTMENT FUND PLAN	0	1.934.606	1.934.606
**D	BNYM EB DYNAMIC Gwth MCM	0	3.907	3.907
**D	PACIFIC FUNDS DIVERSIFIED INCOME	0	816	816
**D	1895 FONDS EGR	0	405.328	405.328
**D	PRINCIPAL FUNDS INC DIVERSIFIED REAL ASSET FUND	0	182.635	182.635
**D	PHILADELPHIA GAS WORKS PENSION PLAN	0	4.154	4.154
**D	VAERDIPAPIRFONDEN SPARINVEST INDEX GLOBALE AKTIER ETIK KL ID SPARINVEST	0	7.803	7.803
**D	FIRST STATE INVESTMENTS ICVC FIRST STATE DIVERSIFIED GROWTH FUND	0	729	729
**D	MOYA MUTLI MANAGER INTERNATIONAL PLAN MASTER TRUST	0	66.151	66.151
**D	BELL ATLANTIC MASTER TRUST	0	53.142	53.142
**D	EMPLOYEES RETIREMENT SYSTEM OF THE STATE OF HAWAII	0	406.646	406.646
**D	PENSION RESERVES INVESTMENT TRUST FUND	0	15.833	15.833
**D	OPERATING ENGINEERS LOCAL 101 PENSION FUND	0	2.597.026	2.597.026
**D	FLORIDA RETIREMENT SYSTEM	0	39.516	39.516
**D	BLACKROCK WORLD EX FLORIDA RET SYS	0	780.183	780.183
**D	FLORIDA RETIREMENT SYSTEM	0	489.083	489.083
**D	FLORIDA RETIREMENT SYSTEM	0	50.102	50.102
**D	EMPLOYEES RETIREMENT SYSTEM OF TEXAS	0	131.064	131.064
**D	BNYMTD BLK CONT EUR EQ TRCK FD INV	0	146.000	146.000
**D	PF INTERNATIONAL LARGE CAP FUND	0	1.793.730	1.793.730
**D	PACIFIC LIFE FUNDS PL INTERNATIONAL VALUE FUND	0	27.943	27.943
**D	PENN SERIES DEV INTL INDEX FUND	0	66.901	66.901
**D	BLL AQHLL LIFGLO3090 EMEN WHT INDED	0	18.386	18.386
**D	POOL RE I AND G MSCI EQ	0	203.461	203.461
**D	AST GS MULTI ASSET PORT LIQ PDNB	0	68.172	68.172
**D	SRP PANAGORA	0	6.745	6.745
**D	UTC EHEC BLACKROCK UNITED TECHNOLOGIES CORPORATION MASTER RETIREMENT	0	450.901	450.901
**D	TEA BLACKROCK INC INTL	0	6.188	6.188
**D	NV RBIF ALLACERNSTN INTL EQ	0	1	1
**D	NV PERS SSGA EAFE INDEX PUBLIC EMPLOYEES RETIREMENT SYSTEM OF NEVADA	0	23.313	23.313
**D	NV PERS MELLON CAPITAL INDEX	0	794.715	794.715
**D	LOUISIANA STATE ERS-MONDRIAN LG CAP	0	744.610	744.610
**D	LOUISIANA STATE ERS-MSCI-LEXUS INDEX	0	433.004	433.004
**D	ENSIQ PEAK FISHER INVESTMENTS	0	137.602	137.602
**D	INB COP TREAS PWP RUMBLINE MSCI	0	283.626	283.626
**D		0	17.718	17.718

84573/2028

LISTA ESITO DELLE VOTAZIONE

Oggetto: Relazione sulla politica in materia di remunerazione e sui compensi corrisposti (II Sez.): compensi corrisposti.
FAVOREVOLI

Badge	Ragione Sociale	Proprio	Delega	Totale
**D	CPA COP PSERS WELLINGTON COMMODITY COMMONWEALTH OF PENNSYLVANIA PUBLIC SCHOOL EMPLOYEES RETIREMENT SYSTEM	0	0	109.929
**D	CPA COP PSERS PSERS ACWI X US INDEX	0	322.964	322.964
**D	INTERNATIONALE KAPITALANLAGESELLSCHAFT MBH ACTING FOR ACCOUNT OF INKA PBEAKK	0	82.426	82.426
**D	INTERNATIONALE KAPITALANLAGESELLSCHAFT MBH ACTING FOR ACCOUNT OF INKA PBEAKK	0	10.108	10.108
**D	FLORIDA BIRTH RELATED NEUROLOGICAL INJURY COMPENSATION ASSOCIATION	0	35.051	35.051
**D	FRANKLIN FUND ALLOCATOR SERIES FRANKLIN INTERNATIONAL CORE EQUITY IU FUND	0	204.667	204.667
**D	ADEPT INVESTMENT MANAGEMENT PLC	0	149.003	149.003
**D	CEP DEP IP EURO EX UK ENH IND FD	0	2.452	2.452
**D	VIRGINIA RETIREMENT SYSTEM	0	648.789	648.789
**D	EMPT INKA FONDS	0	91.976	91.976
**D	EMPT INKA FONDS	0	67.330	67.330
**D	DUKE ENERGY QUALIFIED NUCLEAR DECOMMISSIONING	0	110.016	110.016
**D	PUBLIC EMPLOYEES RETIREMENT SYSTEM OF MISSISSIPPI	0	1	1
**D	INDIANA UNIVERSITY FOUNDATION SHOWALTER HOUSE	0	55.053	55.053
**D	INDIANA PUBLIC RETIREMENT SYSTEM	0	357.479	357.479
**D	ELECTRICAL WORKERS LOCAL NO 26 PENSION TRUST FUND	0	63.185	63.185
**D	MAATSCHAPPIJ VOOR ROEREND BEZIT VAN DE BOERENBOND MRBB CVBA	0	198.616	198.616
**D	IOWA PUBLIC EMPLOYEES RETIREMENT SYSTEM	0	22.285	22.285
**D	METROPOLITAN LIFE INSURANCE COMPANY	0	135.256	135.256
**D	METROPOLITAN LIFE INSURANCE COMPANY	0	16.599	16.599
**D	ENERGY INSURANCE MUTUAL LIMITED	0	13.905	13.905
**D	PRUDENTIAL INVESTMENT PORTFOLIO 2 PRUDENTIAL QMA INTL DEVELOPED MRKTS INDEX FUND	0	8.485	8.485
**D	UPS GROUP TRUST	0	104.529	104.529
**D	UMC BENEFIT BOARD INC	0	124.410	124.410
**D	SOUTH CAROLINA RETIREMENT SYSTEMS GROUP TRUST	0	117.110	117.110
**D	THE STATE OF CONNECTICUT ACTING THROUGH ITS TREASURER	0	412.243	412.243
**D	BOARD OF PENSIONS OF THE EVANGELICAL LUTHERAN CHURCH IN AMERICA	0	1.126	1.126
**D	THE BANK OF NEW YORK MELLON CORPORATION RETIREMENT PLANS MASTER TRUST	0	102.534	102.534
**D	SCHOOL EMPLOYEES RETIREMENT SYSTEM OF OHIO	0	358.852	358.852
**D	PUBLIC EMPLOYEES RETIREMENT ASSOCIATION OF NEW MEXICO	0	98.961	98.961
**D	KAPITALFORENINGEN INVESTIN PRO	0	9.436	9.436
**D	POWERSHARES S AND P INTERNATIONAL DEVELOPED HIGH DIVIDEND LOW VOLATILITY PORTFOLIO	0	14.298	14.298
**D	DEUTSCHE XTRAS MSCI ALL WORLD HDG	0	12.515	12.515
**D	EMPLOYEES RETIREMENT SYSTEM OF TEXAS	0	224.993	224.993
**D	AIF KAP SI II VALUE AKTIER	0	31.275	31.275
**D	NKB SI VALUE EUROPA	0	289.939	289.939
**D	NKB SII GLOBAL AKTIER MIN RISIKO	0	151.515	151.515
**D	NKB SII EUROPE VALUE	0	87.880	87.880
**D	NKB SI VALUE AKTIER	0	379.131	379.131
**D	NKB SI COMULUS VALUE	0	38.224	38.224
**D	IQ CANDRIAM ESG INTERNATIONAL EQUITY ETF	0	13.110	13.110
**D	NON US EQUITY MANAGERS PORTFOLIO 1 SERIES	0	44.918	44.918

LISTA ESITO DELLE VOTAZIONE

Oggetto: Relazione sulla politica in materia di remunerazione e sui compensi corrisposti (II Sez.): compensi corrisposti. FAVOREVOLI

Badge	Ragione Sociale	Proprio	Delega	Totale
**D	BOK MCM DM FPO	0	1	1
**D	THE GOVERNMENT EMPLOYEES PENSION FUND GEPE	0	28.885	28.885
**D	GAMMA EMIRATES INVESTMENTS LLC	0	50.347	50.347
**D	CEP DEP IP GLOBAL EX UK ENHAN IND	0	5.764	5.764
**D	PS FTSE LO BT EQ WT PORT	0	1.894	1.894
**D	IQ GLOBAL RESOURCES ETF	0	7.705	7.705
**D	PUBLIC EMPLOYEES RETIREMENT SYSTEM OF MISSISSIPPI	0	1	1
**D	POWERSHARES S AND P GLOBAL EX CANADA HIGH DIVIDEND LOW VOLATILITY INDEX ETF	0	8.177	8.177
**D	HRCO RPMT HAP RHUMBLINE EAFE	0	791	791
**D	BOK KIC GAEQ16	0	68.276	68.276
**D	AOHIT HAI RHUMBLINE EAFE THE ARCHDIOCESE OF HARTFORD INVESTMENT TRUST	0	1.184	1.184
**D	FFI INFL EQUITY INDEX FUND	0	207.951	207.951
**D	BNYD CF PURISIMA EAFE TOTAL RTN FD	0	3.506	3.506
**D	INVESCO STRATEGIC DEVELOPED EX-US ETF	0	94.027	94.027
**D	BANK OF KOREA	0	189.222	189.222
**D	THE STATE OF CONNECTICUT	0	24.841	24.841
**D	ALLSTATE LIFE INSURANCE COMPANY	0	336.512	336.512
**D	BNYMCIL PS ST HIDELWVI UCITS ETF	0	39.578	39.578
**D	GREAT WEST INTERNATIONAL INDEX FUND	0	183.053	183.053
**D	PS FTSE RAFI DEVEL MAR EX US PORT	0	541.252	541.252
**D	POWERSHARES GLOBAL FUNDS IRELAND PLC	0	11.613	11.613
**D	PS FTSERAFI EU UCITS ETF BNYMTCIL	0	5.613	5.613
**D	56053 IP GLOBAL EQUITIES I	0	127.861	127.861
**D	THE LONDON BOROUGH OF BROMLEYSUPERANNUATION FUND	0	140.399	140.399
**D	WILMINGTON MULTIMANAGER INTERNATIONAL FUND	0	26.745	26.745
**D	BNYMCIL GLG EUROPEAN EQ ALTER TRAD	0	115.884	115.884
**D	FT DOW JONES GLOBAL SEL DIV IND FD	0	277.045	277.045
**D	ADVANCED SERIES TRUST AST NEW DISCOVERY ASSET	0	62.024	62.024
**D	AZL NFJ INTERNATIONAL VALUE FUND	0	18.784	18.784
**D	DOW NL BRANDES	0	145.718	145.718
**D	PGVF SSGA	0	2.862	2.862
**D	PGEF PG E QUALIFIED PANAGORA EAFE	0	51.657	51.657
**D	AIB GROUP IRISH PENSION SCHEME AIB	0	36.946	36.946
**D	AURION GLOBAL EQUITY FUND	0	8.873	8.873
**D	MINNESOTA LIFE INSURANCE COMPANY	0	29.773	29.773
**D	HIGF HGHLD PBINF WLGTN CF	0	14.706	14.706
**D	HGHF HGHLD PBINF WLGTN	0	29.766	29.766
**D	CITY OF NEW YORK-DEFERRED COMPENSATION PLAN	0	1.080.117	1.080.117
**D	VANGUARD IMPL HIGH DIV YLD INDEX FD	0	459.042	459.042
**D	NSNF PARA EAFE PI 2	0	7.912	7.912
**D	NSNF PARA EAFE PI 1	0	6.478	6.478
**D	NSNF PARA EAFE MONTI	0	14.223	14.223
**D	INVESCO FUNDS	0	2.975	2.975

84573/2020

LISTA ESITO DELLE VOTAZIONE

Oggetto: Relazione sulla politica in materia di remunerazione e sui compensi corrisposti (II Sez.): compensi corrisposti.
FAVOREVOLI

Badge	Ragione Sociale	Proprio	Delega	Totale
**D	PUBLIC EMPLOYEE RETIREMENT SYSTEM OF IDAHO	0	\$29.661	829.661
**D	RAYTHEON MASTER PENSION TRUST	0	77.687	77.687
**D	PITTSBURGH THEOLOGICAL SEMINARY OF THE PRESBYTERIAN CHURCH	0	9.280	9.280
**D	PUBLIC EMPLOYEE RETIREMENT SYSTEM OF IDAHO	0	469.438	469.438
**D	LAWRENCE LIVERMORE NATIONAL SECURITY LLC AND LOS ALAMOS NATIONAL SECURITY LLC DEFINED BENEFIT PLANGROUP TRUST	75.056	136.072	136.072
**D	HRMF MFS INSTITUTIONAL AD	0	60.563	60.563
**D	ALASKA PERMANENT FUND CORPORATION	0	657.895	657.895
**D	3M ERIP RAFI EAFE	0	127.189	127.189
**D	AP7 EQUITY FUND	0	2.590.395	2.590.395
**D	RZSF3002 NON US EQ MONDRIAN	0	354.092	354.092
**D	COUNTY EMPLOYEES ANNUITY AND BENEFIT FUND OF COOK COUNTY	0	100.023	100.023
**D	QSBF PANAGORA	0	45.997	45.997
**D	DEUTSCHE XTRK MSCI STH EUR HDG ETF	0	2.508	2.508
**D	AZL INTERNATIONAL INDEX FUND	0	271.784	271.784
**D	MONDRIAN EMERGING MARKETS EQUITY TREASURER OF THE STATE OF NORTH CAROLINA EQUITY INVESTMENT FUND POOLED TRUST	0	3.671.770	3.671.770
**D	BLACKROCK ACWI USIMI	0	790.790	790.790
**D	WELLINGTON DIVERSIFIED INTL	0	1.089.847	1.089.847
**D	DIOCESE OF VENICE PENSION PLAN AND TRUST	0	3.387	3.387
**D	UEJF MCM MSCI WORLD FD	0	31.610	31.610
**D	FIRE AND POLICE PENSION ASSOCIATION OF COLORADO	0	44.662	44.662
**D	ROWF GT ALPHAXTRAPE	0	95.697	95.697
**D	WF AND CO CASH PLN MONDN INV PT	0	498.231	498.231
**D	ALICNY BLACKROCK GBL EQUITY	0	9.807	9.807
**D	GS KOKUSAI EQTY MASTER FD BNYMTCIL	0	18.241	18.241
**D	IOWA PUBLIC EMPLOYEES RETIREMENT SYSTEM	0	237.405	237.405
**D	THE EUROPEAN CENTRAL BANK	0	131.073	131.073
**D	FIDELITY PURITAN TRUST FIDELITY LOW PRICED STOCK K6 FUND	0	391.633	391.633
**D	SHELL PENSION TRUST	0	52.869	52.869
**D	TENNESSEE VALLEY AUTHORITY	0	43.987	43.987
**D	IFIF FISHER ASSET MGMT	0	73.070	73.070
**D	SHELL PENSION TRUST	0	81.699	81.699
**D	MNVF SSGA INTL EQUITY	0	12.781	12.781
**D	CTJ RE STANLIB GLOBAL EQUITY FD AB	0	24.089	24.089
**D	BNYTD CF CANLIFE GLOBAL EQ INC FUND	0	45.978	45.978
**D	PFI OVERSEAS FD PMC	0	131.945	131.945
**D	PEI GLOBAL DIV INCOME FD PGI VALUE	0	108.970	108.970
**D	VY TEMPLETON FOREIGN EQUITY	0	238.778	238.778
**D	VOYA INTERNATIONAL HIGH DIVIDEND EQUITY INCOME FUND	0	25.871	25.871
**D	PGTF DR NON US EQUITY GT	0	45.475	45.475
**D	DBX FISE DEV EX US COMP FACTOR	0	1.475	1.475

LISTA ESITO DELLE VOTAZIONE

Oggetto: Relazione sulla politica in materia di remunerazione e sui compensi corrisposti (II Sez.): compensi corrisposti. FAVOREVOLI

Badge	Regione Sociale	Proprico	Delega	Totale
**D	DEUTSCHE XTRKS MSCI EAFE CCYRDX	0	755.568	755.568
**D	TGWF PANAGORA INTL EQ	0	15.004	15.004
**D	FARMERS GROUP INC 401 K SAVINGS PLAN	0	285.510	285.510
**D	ROWF GT ALPHAEXTXUS	0	309.140	309.140
**D	ROWF GT ACWI EX US	0	1.343.141	1.343.141
**D	SBSA GEPF BLACKROCK EQUITY	0	233.515	233.515
**D	BOA PENSION PLAN MONDRIAN	0	748.538	748.538
**D	BELLSOUTH CORP REA VESA TRUST	0	37.633	37.633
**D	SPARTAN INTL INDEX	0	4.906.028	4.906.028
**D	TTPF PANAGORA DYN INTL EQ	0	4.912	4.912
**D	SCEF MONDRIAN	0	183.609	183.609
**D	SAEF SCE PANAGORA QUAL	0	78.848	78.848
**D	CLSF TEMPLETON	0	66.271	66.271
**D	ECBSEG	0	116.194	116.194
**D	BNYM INTL EQUITY INCOME FUNDD	0	211.370	211.370
**D	DREYFUS INDEX FUNDS INC DREYFUS INTERNATIONAL STOCK INDEX FUND	0	102.842	102.842
**D	BLL AQUILA LIFE FTSE RAFI DEVELOPED	0	640.860	640.860
**D	DEUTSCHE XTRKS MSCI EURO CCYRDX	0	155.579	155.579
**D	POWERSHARES PUREBETA FTSE DEVELOPED EX NORTHAMERICA PORTFOLIO	0	387	387
**D	BLL AQUILA LIFE EUROPEAN EQUITY	0	1.652.339	1.652.339
**D	BLL AQUILA LIFE MSCI WORLD FUND	0	491.767	491.767
**D	BLL AQUILA LIFE GLOBAL MINIMUM	0	66.135	66.135
**D	AIF 21104 LPI AKT EUROPA II	0	34.597	34.597
**D	INVESTINGSFORNINGEN LAEGERNES INVEST.	0	18.273	18.273
**D	AF81 LABOR SELECT INTL EQ	0	695.679	695.679
**D	SEMPRA ENERGY PENSION MASTER TRUST	0	73.513	73.513
**D	SEATTLE CITY EMPLOYEES RETIREMENT SYSTEM	0	28.049	28.049
**D	PS6F STATE STREET INTL EQ	0	192.062	192.062
**D	GSK TEMPLETON	0	90.105	90.105
**D	GS ACTIVE BETA INTL EQUITY ETF	0	220.764	220.764
**D	DEUTSCHE XTRK MSCI EMU HDG EQ ETF	0	12.004	12.004
**D	GS ACTIVEBETA EUROPE ETF	0	3.624	3.624
**D	IQ 50 PERCENT HEDGED FTSE EURO ETF	0	2.492	2.492
**D	IQ 50 PERCENT HEDGED FTSE INTL ETF	0	51.255	51.255
**D	ALLSTATE INSURANCE CO BLACKROCK	0	22.733	22.733
**D	INVESCO S AND P EUROPE 350 EQUAL WEIGHT INDEX ETF	0	977	977
**D	INTERNATIONAL REPTALANLANGESELLS CRAFT MBH	0	20.602	20.602
**D	KAPITALANLAGESELLSCHAFT MBH	0	100.345	100.345
**D	THE AMERICAN UNIVERSITY IN CAIRO	0	4.946	4.946
**D	CC COL-EAFE Q UN 2	0	7.000	7.000
**D	EMPLOYEES RETIREMENT SYSTEM OF THE CITY OF BALTIMORE	0	11.719	11.719
**D	MINISTERS AND MISSIONS BENEFIT BRD OF AMERICAN BPTST CHURCHES	0	24.552	24.552
**D	VOYA BALANCED FORT INTL VALUE	0	8.791	8.791

84573/2032

84573

LISTA ESITO DELLE VOTAZIONE

Oggetto: Relazione sulla politica in materia di remunerazione e sui compensi corrisposti (II Sez.): compensi corrisposti.
FAVOREVOLI

Badge	Ragione Sociale	Proprio	Delega	Totale
**D	VOYA INTERNATIONAL INDEX PORTFOLIO	0	427.400	427.400
**D	CC COL EAFE Q UM 1	0	4.900	4.900
**D	NMFF COL EAFE NMP Q	0	11.300	11.300
**D	DAEC Q SSGA INTL IC	0	4.795	4.795
**D	DAEC NQ SSGA TAX	0	3.415	3.415
**D	CITIBANK NEW YORK A.D.R. DEPT	0	22.128.358	22.128.358
**D	CITIBANK NEW YORK A.D.R. DEPT	0	12.732.072	12.732.072
**D	CITIBANK NEW YORK A.D.R. DEPT	0	40.068	40.068
**D	CITIBANK NEW YORK A.D.R. DEPT	0	470.650	470.650
**D	CITIBANK NEW YORK A.D.R. DEPT	0	1.839.730	1.839.730
**D	CITIBANK NEW YORK A.D.R. DEPT	0	2.336.916	2.336.916
**D	CITIBANK NEW YORK A.D.R. DEPT	0	3.164	3.164
**D	CITIBANK NEW YORK A.D.R. DEPT	0	2.764	2.764
**D	CITIBANK NEW YORK A.D.R. DEPT	0	2.850	2.850
**D	CITIBANK NEW YORK A.D.R. DEPT	0	156	156
**D	CITIBANK NEW YORK A.D.R. DEPT	0	24.080	24.080
**D	CITIBANK NEW YORK A.D.R. DEPT	0	18.378	18.378
**D	CITIBANK NEW YORK A.D.R. DEPT	0	43.760	43.760
**D	CITIBANK NEW YORK A.D.R. DEPT	0	66.702	66.702
**D	CITIBANK NEW YORK A.D.R. DEPT	0	17.272	17.272
**D	AMUNDI SGR SPA/ AMUNDI RISPARMIO ITALIA	0	673.993	673.993
**D	AMUNDI SGR SPA/ AMUNDI SVILUPPO ITALIA	0	2.570.305	2.570.305
**D	AMUNDI SGR SPA	0	890.593	890.593
**D	NESTLE FRANCE EQUILIBRE	0	25.906	25.906
**D	SG DIVERSIFIE ISR	0	26.088	26.088
**D	SG ACTIONS INTERNATIONALES	0	100.626	100.626
**D	HALEVY A2	0	120.383	120.383
**D	UF 6 A ACT	0	60.000	60.000
**D	CASSETTE DIVERSIFIE	0	81.836	81.836
**D	SG ACTIONS EUROPE MULTIGESTION	0	9.955	9.955
**D	DIVERSIFIE ACTIONS 50-65 DU CD	0	14.754	14.754
**D	OFI MARKET NEUTRAL EQUITY	0	47.644	47.644
**D	MATMPT ACTIONS EURO	0	23.000	23.000
**D	SG ACTIONS ENERGIE	0	52.715	52.715
**D	SG ACTIONS EURO VALUE	0	193.776	193.776
**D	SG ACTIONS EUROPE	0	63.921	63.921
**D	SG ACTIONS EUROPE LARGE CAP	0	14.067	14.067
**D	LYXOR MSCI EUROPE UCITS ETF	0	255.531	255.531
**D	LYX EUR STOXX 50 (BR) U E	0	2.116.873	2.116.873
**D	LYXOR INDEX FUND EURO	0	5.311	5.311
**D	ETOILE GESTION	0	30.400	30.400
**D	ETOILE ACTIONS RENDEMENT	0	122.459	122.459
**D	ETOILE ENERGIE EUROPE	0	84.000	84.000

LISTA ESITO DELLE VOTAZIONE

Oggetto: Relazione sulla politica in materia di remunerazione e sui compensi corrisposti (II Sez.): compensi corrisposti. FAVOREVOLI

Badge	Ragione Sociale	Proprio	Delega	Totale
**D	ANTARIUS ROTATION SECTORIELLE	0	8.684	8.684
**D	ETOILE MATIERES PREMIERES	0	33.433	33.433
**D	LYXOR EURO STOXX 300 (DR)	0	264.187	264.187
**D	LYXOR STOXX EUROPE 600 (DR)	0	321.186	321.186
**D	LYX FTSE EUR MIN VAR UC ETF	0	7.233	7.233
**D	MUL - LYXOR ITALIA EQUITY PIR	0	62.868	62.868
**D	LIF - LYXOR MSCI EMU VALUE DR	0	113.784	113.784
**D	LYXOR CORE MSCI EMU DR UCITS	0	123.482	123.482
**D	LYXOR CORE MSCI WORLD (DR) UCI	0	36.209	36.209
**D	LYXOR MSCI EUROPE CLIMATE	0	117	117
**D	LYXOR MSCI WORLD CLIMATE	0	69	69
**D	LYXOR EURO STOXX 50 (DR)	0	96.897	96.897
**D	AMUNDI S.F.-EURO EQ MARKET PLU	0	29.124	29.124
**D	AM SOL IT-PROGETTO CED 04 2024	0	10.295	10.295
**D	PIONEER INVESTMENTS TOTAL RETU	0	36.044	36.044
**D	AMUNDI SOLUZ IT-PROG CED 05 20	0	58.178	58.178
**D	RWC FUNDS	0	430.043	430.043
**D	ALLIANZBERNSTEIN FUND DYNAMIC	0	9.268	9.268
**D	KOKUSAI EQUITY INDEX FUND	0	61.642	61.642
**D	CONSULTING GROUP CAPITAL MARKE	0	60.759	60.759
**D	TRUST AND CUSTODY SERVICES BAN	0	14.982	14.982
**D	CONSULTING GROUP CAPITAL MARKE	0	322.840	322.840
**D	MULTI-ASSET ENHANCED VALUE FUN	0	980	980
**D	BRIDGE BUILDER INTERNATIONAL E	0	5.768.510	5.768.510
**D	BRIDGE BUILDER INTERNATIONAL	0	5.832.596	5.832.596
**D	BLACKROCK GLOBAL SMALLCAP FUND	0	4.225	4.225
**D	AMUNDI SOL IT - PROG CED 06 20	0	38.632	38.632
**D	AMUNDI SOL IT-PROG CED 08 2020	0	47.040	47.040
**D	AMUNDI SOL IT -PROG CED 092020	0	42.504	42.504
**D	AMUNDI SF-DIVER TARG INC 11 21	0	5.517	5.517
**D	AMUNDI SOL IT-PROG CED 12 2020	0	19.011	19.011
**D	AMUNDI SOL IT-PROG CED 11 2020	0	33.639	33.639
**D	AMUNDI SOL IT-PROG CED 02 2021	0	16.477	16.477
**D	AMUNDI SOL IT-PROG CED 03 2021	0	21.198	21.198
**D	AMUNDI SOL IT-PROG CED 05 2021	0	20.921	20.921
**D	AMUNDI SOL IT-PROG CED 06 2021	0	16.413	16.413
**D	AMUNDI SOL IT-PROG CED 08 2021	0	9.602	9.602
**D	AMUNDI SOL IT-PROG CED 09 2021	0	14.974	14.974
**D	AMUNDI SF - DIV-SGT INC 11 22	0	6.899	6.899
**D	AMUNDI SOL IT-PROG CED 11 2021	0	13.387	13.387
**D	AMUNDI SOL IT-PROG CED 12 2021	0	11.098	11.098
**D	AMUNDI SOL IT-PROG CED 02 2022	0	26.534	26.534
**D	AMUNDI SOL IT-PROG CED 03 2022	0	20.844	20.844

84573 1/2020

LISTA ESITO DELLE VOTAZIONE

Objetto: Relazione sulla politica in materia di remunerazione e sui compensi corrisposti (II Sez.): compensi corrisposti.
FAVOREVOLI

Badge	Ragione Sociale	Proprio	Delega	Totale
**D	AMUNDI SOL IT-PROG CED 04 2022	0	12.746	12.746
**D	AMUNDI SOL IT-PROG CED 06 2022	0	14.020	14.020
**D	AMUNDI SOL IT-PROG CED 05 2022	0	14.173	14.173
**D	AMUNDI SOL IT-PROG CED 10 2022	0	14.749	14.749
**D	AM SOL IT-PROG CED 12 2022	0	20.850	20.850
**D	ASI PROGETTO CEDOLA 04 2023	0	12.667	12.667
**D	AM SOL IT-PROG CED 05 2023	0	13.096	13.096
**D	AM SOL IT-PROG CED 06 2023	0	10.758	10.758
**D	ASI-PROGETTO CEDOLA 07 2023	0	9.642	9.642
**D	ASI-PROGETTO CEDOLA 09 2023	0	12.496	12.496
**D	ASI-PROGETTO CEDOLA 10 2023	0	12.936	12.936
**D	ASI-PROGETTO CEDOLA 12 2023	0	12.056	12.056
**D	AMUNDI S.F-EQ PLAN 60	0	8.196	8.196
**D	PI IF -EMU EQUITY	0	102.626	102.626
**D	PI IF -EUROPEAN EQUITY	0	166.310	166.310
**D	AMUNDI SOLUZ. IT-PROGETTO A2	0	16.554	16.554
**D	AMUNDI SOL IT-PROG CED 09 2022	0	26.827	26.827
**D	AMUNDI SOL IT-PROG CED 07 2022	0	11.534	11.534
**D	OFI FUND - LYNX REAL ASSETS	0	16.981	16.981
**D	AMUNDI SIF GLOBAL ETHICAL EQUITIES	0	8.387	8.387
**D	LOMBARD ODIER FUNDS EUROPE RESPONSIBLE EQUITY ENHANCED	0	22.176	22.176
**D	SEYOND EQUITY FACTOR INVESTING EUROPE	0	2.542	2.542
**D	SEYOND EUROPE MARKET NEUTRAL	0	6.078	6.078
**D	RCO LUX MONTJOLY INVEST POOL RCG	0	3.400	3.400
**D	SEYOND EUROPE MINVOL	0	420.548	420.548
**D	CANDRIAM QUANT EQUITIES MULTI-FACTOR EMU	0	2.935	2.935
**D	CLEOME INDEX EMU EQUITIES	0	23.360	23.360
**D	CLEOME INDEX WORLD EQUITIES	0	2.143	2.143
**D	CLEOME INDEX GLOBAL EQUITIES	0	4.059	4.059
**D	CLEOME INDEX EUROPE EQUITIES	0	39.490	39.490
**D	STRUCTURA	0	8.746	8.746
**D	AMUNDI FUNDS EUROPEAN EQUITY TARGET INCO	0	1.079.264	1.079.264
**D	AMUNDI FDS GLOBAL MULTI-ASSET TARGET INC	0	103.383	103.383
**D	AMUNDI FUNDS EUROPEAN EQUITY VALUE	0	100.597	100.597
**D	AMUNDI FUNDS GLOBAL EQUITY TARGET INCOME	0	922.656	922.656
**D	AMUNDI FUNDS REAL ASSETS TARGET INCOME	0	200.000	200.000
**D	AMUNDI FUNDS GLOBAL MULTI-ASSET	0	38.600	38.600
**D	AMUNDI FDS GLOB MULTI-ASSET CONSERVATIVE	0	72.553	72.553
**D	AMUNDI FUNDS EURO MULTI-ASSET TARGET INC	0	300.688	300.688
**D	AMUNDI FUNDS NEW SILK ROAD	0	10.500	10.500
**D	AMUNDI FUNDS EQUITY GLOBAL RESOURCES	0	168	168
**D	AMUNDI EURO STOXX 50	0	49.419	49.419
**D	CPR INVEST GLOBAL EQUITY ESG	0	4.441	4.441

LISTA ESITO DELLE VOTAZIONE

Oggetto: Relazione sulla politica in materia di remunerazione e sui compensi corrisposti (II Sez.): compensi corrisposti.
FAVOREVOLI

Badge	Ragione Sociale	Proprio	Delega	Totale
**D	AMUNDI MSCI EUROPE EX UK	0	4.344	4.344
**D	AMUNDI PRIME EUROPE - UCITS ETF DR	0	4.735	4.735
**D	AMUNDI PRIME EUROZONE	0	39.556	39.556
**D	AMUNDI PRIME GLOBAL - UCITS ETF DR	0	5.124	5.124
**D	CFR INVEST-EUROPE SPECIAL SITUATIONS	0	11.592	11.592
**D	AMUNDI FUNDS MULTI ASSET CONSERVATIVE	0	2.783	2.783
**D	AMUNDI FUNDS GLOBAL PERSPECTIVES	0	823	823
**D	AMUNDI FUNDS EQUITY EUROPE RISK PARITY	0	57.735	57.735
**D	AMUNDI FUNDS DYNAMIC MULTI FACTORS EURO	0	35.000	35.000
**D	AMUNDI INDEX MSCI EUROPE	0	38.574	38.574
**D	AMUNDI INDEX MSCI WORLD	0	2.555	2.555
**D	AMUNDI INDEX MSCI EMU	0	55.368	55.368
**D	AMUNDI FUNDS EQUITY EURO RISK PARITY	0	119.405	119.405
**D	AMUNDI INDEX EQUITY GLOBAL MULTI SMART ALLOCATION SCIENTIFIC BETA	0	605	605
**D	CENTRAL BANK OF IRELAND	0	17.791	17.791
**D	EDR FUND GLOBAL VALUE	0	139.400	139.400
**D	EDMUND DE ROTHSCHILD FUND EQUITY EURO CORE	0	513.740	513.740
**D	VISION FUND-EUROPE CORE	0	90.790	90.790
**D	APSA-SRI ABSOL RETURN MULTI-ASSETS N1	0	4.552	4.552
**D	APSA-SRI ABSOL RETURN MULTI-ASSETS N2	0	566	566
**D	ARCO QUANT 2	0	82.823	82.823
**D	EDMUND DE ROTHSCHILD ASSET MANAGEMENT	0	242.470	242.470
**D	PEYREAU	0	8.000	8.000
**D	PJO	0	7.500	7.500
**D	UNIVERS CNP 1	0	87.271	87.271
**D	NATEXIS PERFORMANCE 09	0	42.694	42.694
**D	VILLIERS DIAPASON	0	29.082	29.082
**D	ROTONDE	0	45.000	45.000
**D	UBP ACTIONS EURO RENDEMENT	0	50.688	50.688
**D	HAMELIN DIVERSIFIE FLEX 1	0	34.000	34.000
**D	RSI ACTIONS EUROPEENNES 2	0	165.000	165.000
**D	COMTI DIVERSIFIE	0	62.200	62.200
**D	ARCO LONG TERME B NATIXIS INVEST MANAGERS INTERNAT	0	105.655	105.655
**D	ELAN ORCHESTRA	0	8.000	8.000
**D	EGEPARGNE 2	0	34.100	34.100
**D	IBH H	0	3.300	3.300
**D	R PHARMA DVSF	0	70.000	70.000
**D	BOURBON 1 ROTHSCHILD ET CIE GESTION	0	106.000	106.000
**D	SAFRAN DYNAMIQUE	0	28.285	28.285
**D	SAFRAN MIXTE SOLIDAIRIE	0	5.825	5.825
**D	APOLLINE A ACTIONS	0	47.617	47.617
**D	TESLA FOCHE ACTIONS	0	50.142	50.142
**D	HSBC GLOBAL ASSET MANAGEMENT	0	5.399	5.399

84573 / 2021

LISTA ESITO DELLE VOTAZIONE

Objetto: Relazione sulla politica in materia di remunerazione e sui compensi corrisposti (II Sez.): compensi corrisposti. FAVOREVOLI

Badge	Ragione Sociale	Proprio	Delega	Totale
**D	CARP - INDC	0	223.925	223.925
**D	LCL DYNAMIQUE	0	31.347	31.347
**D	VOCATION MÄRCHÉ ARIANESPACE CONSEIL DE SURVEILLANCE DU FCP	0	3.838	3.838
**D	LCL EQUILIBRE	0	33.791	33.791
**D	ICARE	0	15.095	15.095
**D	ROPS EURO P	0	432.805	432.805
**D	FERN AMENDI	0	73.167	73.167
**D	TECHNIP EQUILIBRE	0	25.646	25.646
**D	TECHNIP DYNAMIQUE	0	22.523	22.523
**D	ADP DIVERSIFIE DYNAMIQUE	0	12.475	12.475
**D	ARRCO LONG TERME D ACTIONS	0	330.041	330.041
**D	AMUNDI LABEL EQUILIBRE ESR	0	31.922	31.922
**D	AMUNDI LABEL PRUDENCE ESR	0	18.845	18.845
**D	AMUNDI LABEL DYNAMIQUE ESR	0	22.025	22.025
**D	JUNON ACTIONS OBLIGATIONS	0	32.030	32.030
**D	N 1 RENDEMENT USINOR	0	12.171	12.171
**D	LV CHALLENGE	0	43.819	43.819
**D	ERAPAGNE PRUDENCE THALES	0	47.349	47.349
**D	L.S. DYNAMIQUE ET SOLIDAIRE	0	3.000	3.000
**D	ATOUT PULSATIONS	0	37.041	37.041
**D	PREDICA ISR EUROPE - ACTIONS	0	13.655	13.655
**D	VILLIERS ALTO	0	42.868	42.868
**D	AMUNDI HORIZON	0	24.512	24.512
**D	PREDIQUANT A2 ACTIONS EUROPE	0	76.000	76.000
**D	AP ACTIONS 1 EURO	0	134.525	134.525
**D	AP ACTIONS 3 MIN VOL	0	73.722	73.722
**D	ROPS-SMART INDEX EURO	0	656.365	656.365
**D	SG AMUNDI ASSET MANAGEMENT	0	24.978	24.978
**D	FCP CARPINKO EUROPE	0	100.401	100.401
**D	IBM FRANCE	0	26.000	26.000
**D	FCP HAMELIN DIVERSIFIE FLEX II	0	12.719	12.719
**D	INDOSUEZ EUROPE PATRIMOINE	0	160.000	160.000
**D	INDOSUEZ EUROPE RENDEMENT	0	25.000	25.000
**D	INDOSUEZ ALLOCATION PEA	0	124.040	124.040
**D	ING RENDEMENT EUROPE	0	72.000	72.000
**D	ABN AMRO TOTAL RETURN GLOBAL	0	4.350	4.350
**D	SEELYOND ACTIONS EUROPEENNES	0	167.888	167.888
**D	CNP ASSUR VALUE ET MOMENTUM	0	42.508	42.508
**D	NATIXIS ICR ACTIONS EURO	0	78.152	78.152
**D	DORVAL CONVICTIONS	0	76.543	76.543
**D	DORVAL CONVICTIONS PEA	0	31.608	31.608
**D	UNIGESTION	0	18.000	18.000
**D	SEELYOND EQUITY FACTOR INVESTING EURO	0	7.227	7.227

LISTA ESITO DELLE VOTAZIONE

Oggetto: Relazione sulla politica in materia di remunerazione e sui compensi corrisposti (II Sez.): compensi corrisposti.
FAVOREVOLI

Badge	Ragione Sociale	Proprio	Delega	Totale
**D	BBM V-FLEX	0	59.136	59.136
**D	HSBC MULTI-ASSET DYNAMIC EURO	0	194.469	194.469
**D	HSBC EURO EQUITY VOL FOCUSED	0	102.647	102.647
**D	AMUNDI EQUITY EURO CONSERVATIVE	0	24.988	24.988
**D	CPR EUROLAND PREMIUM	0	90.325	90.325
**D	ATOUT EUROLAND RESTRUCTURATION	0	34.619	34.619
**D	ATOUT FRANCE CORE PLUS	0	26.561	26.561
**D	AMUNDI PATRIMOINE PEA	0	15.954	15.954
**D	AMUNDI RENDEMENT PLUS	0	23.084	23.084
**D	FDC A2 FOCHE TITRES	0	79.556	79.556
**D	LCL ACTIONS EURO RESTRUCTURATION	0	11.810	11.810
**D	AMUNDI PATRIMOINE	0	1.166.638	1.166.638
**D	COLOMBES 6	0	71.000	71.000
**D	CPR CONSOMMATEUR ACTIONNAIRE	0	12.152	12.152
**D	AMUNDI STRATEGIES ACTIONS EUROPE RISK PARITY	0	8.491	8.491
**D	AMUNDI ACTIONS RESSOURCES NATURELLES	0	20.907	20.907
**D	PREDIQUANT EUROCREISSANCE A2	0	128.030	128.030
**D	ASSURDIX	0	27.678	27.678
**D	AMUNDI RESA ESS ACTIONS EURO	0	290.041	290.041
**D	AMUNDI EUROPE MONDE	0	44.341	44.341
**D	AMUNDI RESA ACTIONS EURO	0	20.473	20.473
**D	ATOUT MODERATIONS	0	99.704	99.704
**D	AMUNDI RESA ACTIONS EUROPE	0	12.954	12.954
**D	AMUNDI ACTIONS RESTRUCTURATIONS	0	13.936	13.936
**D	AMUNDI ACTIONS EURO ISR	0	24.254	24.254
**D	CPR EUROLAND	0	350.438	350.438
**D	CPR EUROPE NOUVELLE	0	14.878	14.878
**D	CPR EUROPE	0	17.034	17.034
**D	EDMOND DE ROTHSCHILD EQUITY EUROPE SOLVE	0	277.552	277.552
**D	EDMOND DE ROTHSCHILD ASSET MANAGEMENT (EDRAM)	0	43.610	43.610
**D	EPOQUE	0	137.770	137.770
**D	EUROPA	0	270.000	270.000
**D	AMUNDI DIVIDENDO ITALIA	0	1.155.000	1.155.000
**D	AMUNDI BILANCIATO EURO	0	15.668	15.668
**D	AMUNDI BEST SELECTION PLUS	0	49.075	49.075
**D	AMUNDI BEST SELECTION TOP	0	21.684	21.684
**D	AMUNDI BEST SELECTION CLASSIC	0	27.372	27.372
**D	AMUNDI DISTRIBUZIONE ATTIVA	0	7.127	7.127
**D	AMUNDI CEDOLA 2021	0	6.406	6.406
**D	AMUNDI OBIETTIVO RISPARMIO 2022	0	1.123	1.123
**D	AMUNDI OBIETTIVO CRESCITA 2022	0	8.151	8.151
**D	AMUNDI OBIETTIVO RISPARMIO 2022 DUJ	0	1.102	1.102
**D	AMUNDI OBIETTIVO CRESCITA 2022 DUE	0	8.385	8.385

84573/2028

LISTA ESITO DELLE VOTAZIONE

Oggetto: Relazione sulla politica in materia di remunerazione e sui compensi corrisposti (II Sez.): compensi corrisposti.
FAVOREVOLI

Badge	Ragione Sociale	Proprio	Delega	Totale
**D	AMUNDI OBIETTIVO RISPARMIO 2022 TRE	0	974	974
**D	AMUNDI VALORE ITALIA PIR	0	120.000	120.000
**D	AMUNDI OBIETTIVO RISPARMIO 2022 QUATTRO	0	920	920
**D	AMUNDI ACCUMULAZIONE ITALIA PIR 2023	0	230.000	230.000
**D	MAN MULTI-STRATEGY MASTER FUND C/O MAN SOLUTIONS LTD	0	15	15
**D	MAN QUALIFYING INVESTOR FUNDS PLC-MAN GLG ELS MASTER QIF C/O GLG PARTNERS LP	0	67	67
**D	GLG EUROPEAN LONG-SHORTFUND C/O GLG PARTNERS LP	0	26	26
**D	MAN FUNDS XII SPC - MAN 1783 II SP MAPLES CORPORATE SERVICES LIMITED	0	3.723	3.723
**D	MAN GLG TOPAZ LIMITED C/O GLG PARTNERS LP	0	34	34
**D	AHL INSIGHT LIMITED	0	230	230
**D	NORGES BANK	0	874.152	874.152
**D	GOVERNMENT OF NORWAY	0	55.409.506	55.409.506
**D	JAMA PASSIVE GLOBAL SHARE TRUST	0	129.923	129.923
**D	MLC INVESTMENTS, MLC LIMITED	0	202.581	202.581
**D	VICTORIAN SUPERANNUATION FUND	0	81.276	81.276
**D	CARE SUPER	0	324.814	324.814
**D	TASPLAN SUPERANNUATION FUND.	0	96.530	96.530
**D	EQUIPSUPER	0	162.628	162.628
**D	AUSTRALIAN NATIONAL UNIVERSITY	0	65.573	65.573
**D	KL EUROSTOX50 DE	0	47.431	47.431
**D	UBS FUND MANAGEMENT (LUXEMBOURG) SA	0	7.060	7.060
**D	UBS FUND MANAGEMENT (LUXEMBOURG) SA	0	10.009	10.009
**D	UBS FUND MANAGEMENT (LUXEMBOURG) SA	0	11.995	11.995
**D	UBS FUND MANAGEMENT (LUXEMBOURG) SA	0	9.025	9.025
**D	UBS FUND MANAGEMENT (LUXEMBOURG) SA	0	22.000	22.000
**D	UBS FUND MANAGEMENT (LUXEMBOURG) SA	0	29.027	29.027
**D	UBS FUND MANAGEMENT (LUXEMBOURG) SA	0	49.739	49.739
**D	UBS (LUX) EQUITY SICAV - EUROPEAN - HIGH DIVIDEND (EUR)	0	6.016	6.016
**D	UBS FUND MANAGEMENT (SWITZERLAND) AG.	0	177.404	177.404
**D	UBS FUND MANAGEMENT (SWITZERLAND) AG.	0	340.224	340.224
**D	UBS FUND MGT (CH) AG CH0467/UBSCHIE2-EQ GLOB	0	238.411	238.411
**D	UBS FUND MGT (CH) AG CHI250	0	1.025	1.025
**D	UBS FUND MGT (CH) AG CHI270B / 2019 IF - AKT WELT - UBS	0	12.976	12.976
**D	UBS ASSET MANAGEMENT (U.K.) LTD FUND MANAGEMENT SWITZERLAND	0	27.502	27.502
**D	UBS FUND MANAGEMENT (SWITZERLAND) AG.	0	1.264	1.264
**D	BAPTIST FOUNDATION OF TEXAS DBA HIGHGROUND ADVISORS	0	1.204.419	1.204.419
**D	BERESFORD FUNDS PLC - SETANTA INCOME OPPORTUNITIES FUND	0	147.447	147.447
**D	BRANDES INVESTMENT PARTNERS LP.	0	17.699	17.699
**D	CITY OF LOS ANGELES FIRE AND POLICE PENSION PLAN	0	107	107
**D	ASSET MANAGEMENT EXCHANGE UCITS CCF	0	2.047.920	2.047.920
**D	STICHTING PENSIOENFONDS ING	0	3.292	3.292
**D	LEGAL AND GENERAL CCF	0	107.192	107.192
**D		0	5.641	5.641

LISTA ESITO DELLE VOTAZIONE

Oggetto: Relazione sulla politica in materia di remunerazione e sui compensi corrisposti (II Sez.): compensi corrisposti. FAVOREVOLI

Badge	Ragione Sociale	Proprio	Delega	Totale
**D	CAMBELL PENSION PLANS MASTER RETIREMENT TRUST	0	65.909	65.909
**D	FRESNO COUNTY EMPLOYEES' RETIREMENT ASSOCIATION	0	71.063	71.063
**D	FIREMEN'S ANNUITY AND BENEFIT FUND OF CHICAGO	0	106.883	106.883
**D	SPARTAN GROUP TRUST FOR EMPLOYEE BENEFIT PLANS	0	900.930	900.930
**D	EDINBURGH PARTNERS GLOBAL OPPORTUNITY TRUST PLC	0	254.575	254.575
**D	FIREMEN'S RETIREMENT SYSTEM OF ST. LOUIS	0	33.261	33.261
**D	NTCC WELLINGTON EUROPE CONTRARIAN VALUE FUND	0	26.059	26.059
**D	NUCLEAR ELECTRIC INSURANCE LIMITED	0	209.736	209.736
**D	MICHELIN NORTH AMERICA INC. MASTER RETIREMENT TRUST	0	30.016	30.016
**D	USAA MASTER TRUST (PENSION AND RSP)	0	12.931	12.931
**D	BRANDES INTERNATIONAL EQUITY FUND	0	1.375.435	1.375.435
**D	IBM DIVERSIFIED GLOBAL EQUITY FUND	0	69.096	69.096
**D	NATIONAL WESTMINSTER BANK PLC AS TRUSTEE OF KES STRATEGIC INVESTMENT FUND	0	17.526	17.526
**D	EDINBURGH PARTNERS OPPORTUNITIES FUND PLC	0	39.719	39.719
**D	ELO MUTUAL PENSION INSURANCE COMPANY ELO MUTUAL PENSION INSURANCE COMPANY	0	688.346	688.346
**D	STICHTING HEINEKEN PENSIOENFONDS	0	185.358	185.358
**D	BT PENSION SCHEME LLOYDS CHAMBERS	0	5.585.453	5.585.453
**D	STICHTING PENSIOENFONDS SAGITTARIUS	0	91.864	91.864
**D	IBM PENSION PLAN	0	19.967	19.967
**D	THE BOARD OF THE PENSION PROTECTION FUND RENAISSANCE	0	120.465	120.465
**D	LOTHIAN PENSION FUND	0	1.120.111	1.120.111
**D	CHEVRON UK PENSION PLAN	0	25.074	25.074
**D	STRATCLYDE PENSION FUND	0	3.258.194	3.258.194
**D	PUBLIC EMPLOYEES RETIREMENT ASSOCIATION OF COLORADO	0	2.462.701	2.462.701
**D	FUTURE FUND BOARD OF GUARDIANS FOR AND ON BEHALF OF THE MEDICAL RESEARCH FUTURE FUND	0	75.825	75.825
**D	FUTURE FUND BOARD OF GUARDIANS FOR AND ON BEHALF OF FUTURE FUND	0	529.441	529.441
**D	NORTHERN TRUST UCITS COMMON CONTRACTUAL FUND	0	1.079.919	1.079.919
**D	COLONIAL FIRST STATE INVESTMENT FUND 50	0	155.769	155.769
**D	COLONIAL FIRST STATE WHOLESAL INDEXED GLOBAL SHARE FUND	0	102.791	102.791
**D	MUNICIPAL EMPLOYEES' ANNUITY AND BENEFIT FUND OF CHICAGO	0	5.880	5.880
**D	UNITED NATIONS RELIEF AND WORKS AGENCY FOR PALESTINE REFUGEES IN THE NEAR EAST UNRWA HEADQUARTERS BAYADER WADI AL-SEER A	0	0	0
	12.785	12.785		
**D	ERIKA GLAZER	0	11.200	11.200
**D	US RETIREMENT TRUST	0	31.255	31.255
**D	RETIREMENT PLAN FOR CITY OF TAMPA GENERAL EMPLOYEES	0	48.262	48.262
**D	THOMAS L. WALTON FAMILY TRUST UAD 03/19/13	0	4.652	4.652
**D	WHEELS COMMON INVESTMENT FUND	0	21.272	21.272
**D	VIRGINIA C. MARRS REVOCABLE TRUST DATED AUGUST 6, 1991	0	2.775	2.775
**D	SANFORD UNIVERSITY PENSION PLAN TRUST	0	2.423	2.423
**D	HRW TESTAMENTARY TRUST NO 7	0	20.813	20.813
**D	STEWART L. WALTON FAMILY TRUST UAD 3/19/13	0	9.673	9.673
**D	EXELON CORPORATION NUCLEAR DECOMMISSION TRUST - NON TAX QUALIFIED	0	2.291	2.291
**D	CLINTON NUCLEAR POWER PLANT QUALIFIED FUND CLINTON NUCLEAR POWER PLANT QUALIFIED FUND	0	5.909	5.909

84573/2020

84573/2 del

LISTA ESITO DELLE VOTAZIONE

Oggetto: Relazione sulla politica in materia di remunerazione e sui compensi corrisposti (II Sez.): compensi corrisposti.

FAVOREVOLI

Badge	Ragione Sociale	Proprio	Delega	Totale
**D	DAUGHTERS OF CHARITY OF ST VINCENT DE PAUL PROVINCE OF THE WEST	0	66.865	66.865
**D	CITY OF AUSTIN EMPLOYEES RETIREMENT SYSTEM	0	3.998	3.998
**D	CULTURAL INSTITUTIONS PENSION PLAN TRUST CULTURAL INSTITUTIONS RETIREMENT SYSTEM	0	12.867	12.867
**D	DOMINION RESOURCES INC. MASTER TRUST	0	113.965	113.965
**D	JOSHUA GREEN CORPORATION 1425	0	4.035	4.035
**D	FUNDO DE PENSORES ALAMEDA DE CARLOS D' ASSUMPÇÃO	0	29.766	29.766
**D	TRUST FOR THE PENSION PLAN OF THE CHUBB CORPORATION	0	79.689	79.689
**D	CYSTIC FIBROSIS FOUNDATION	0	96.839	96.839
**D	ARVEST FOUNDATION	0	1.361	1.361
**D	BECHTEL NR PROGRAM PENSION MASTER TRUST	0	24.315	24.315
**D	LTW INVESTMENTS LLC	0	217.700	217.700
**D	GUIDESTONE FUNDS INTERNATIONAL EQUITY FUND	0	661.812	661.812
**D	MASTER TRUST AGREEMENT BETWEEN PFIZER INC AND THE NORTHERN TRUST COMPANY	0	764.399	764.399
**D	OLIN PENSION PLANS MASTER RETIREMENT TRUST	0	21.034	21.034
**D	MWPP CONTRACTOR DB MASTER TRUST	0	180.801	180.801
**D	NEW CHURCH INVESTMENT FUND	0	2.696	2.696
**D	JCW 1987 ARTICLE II DESC TRUST FBO JMW DTD 1/1/2012	0	1.102	1.102
**D	ALICE A PROIETTI FAMILY TRUST UAD 09/27/13	0	5.374	5.374
**D	JCW 1987 ARTICLE II DESC TRUST FBO TLW	0	1.080	1.080
**D	HSBC UCITS COMMON CONTRACTUAL FUND	0	36.361	36.361
**D	HONG KONG SAR GOVERNMENT EXCHANGE FUND	0	3.463.213	3.463.213
**D	BEAT DRUGS FUND ASSOCIATION	0	3.668	3.668
**D	HOSPITAL AUTHORITY PROVIDENT FUND SCHEME	0	341.238	341.238
**D	PUBLIC PENSION AGENCY	0	628.856	628.856
**D	PUBLIC PENSION AGENCY	0	657.063	657.063
**D	FLURIBUS LABS GLOBAL CORE EQUITY MASTER FUND LP	0	1.127	1.127
**D	BRANDES GLOBAL EQUITY INCOME FUND	0	2.589	2.589
**D	BRANDES GLOBAL EQUITY FUND	0	305.548	305.548
**D	OVERSTONE COMMON CONTRACTUAL FUND	0	756.241	756.241
**D	HPE GLOBAL EQUITY SUB FUND	0	1.543.808	1.543.808
**D	OVERSTONE FUND PLC	0	1.854.403	1.854.403
**D	ILA CLI FUND 2011	0	22.083	22.083
**D	ORIZABA, LP	0	17.955	17.955
**D	OMEGA FFIP LIMITED PARTNERSHIP	0	574	574
**D	82A HOLDINGS, LLC	0	1.023	1.023
**D	LTW GROUP HOLDINGS, LLC	0	161.739	161.739
**D	LEHMAN-STAMM FAMILY PARTNERS LLC LEHMAN-STAMM FAMILY PARTNERS LLC	0	891	891
**D	LEGAL AND GENERAL MSCI EAFE FUND LLC	0	252.312	252.312
**D	LAKE AVENUE INVESTMENTS LLC	0	92.703	92.703
**D	THE JBUT MASTER INVESTMENT PARTNERSHIP LLP C/O JACOBUS WEALTH MANAGEMENT	0	34.728	34.728
**D	RTGI-QM COMMON DAILY EAFE INDEX FUND - NON LENDING	0	257.033	257.033
**D	801 INVESTMENTS LLC	0	119.100	119.100
**D	PRO-GEN INVESTMENTS LLC	0	35.740	35.740

LISTA ESITO DELLE VOTAZIONE

Objetto: Relazione sulla politica in materia di remunerazione e sui compensi corrisposti (II Sez.): compensi corrisposti.
FAVOREVOLI

Badge	Ragione Sociale	Proprio	Delega	Totale
**D	MALACHITE 35 TRUST	0	6.068	6.068
**D	SHIMODA HOLDINGS, LLC	0	2.301	2.301
**D	FCM INTERNATIONAL LLC	0	8.743	8.743
**D	NTGI-QM COMMON DAILY ALL COUNTRY WORLD EX-US INVESTABLE MARKET INDEX FUND - NON LENDING	0	75.546	75.546
**D	MA 94 B SHARES, LP	0	93.687	93.687
**D	ADM LIQUID LLC	0	39.122	39.122
**D	CINDY SPRINGS, LLC	0	39.959	39.959
**D	SENTINEL INTERNATIONAL FUND	0	36.194	36.194
**D	SALIX, LLC	0	11.130	11.130
**D	SLW PORTFOLIO, LLC	0	83.683	83.683
**D	LEGAL AND GENERAL ASSURANCE SOCIETY LIMITED	0	188.062	188.062
**D	WAM INVESTMENTS, LLC	0	7.382	7.382
**D	GLOBAL BOND FUND WAXCROSSE INC	0	232.015	232.015
**D	MS FUND LP	0	32.869	32.869
**D	SIM GLOBAL BALANCED TRUST	0	2.291	2.291
**D	THYSSEN GLOBAL INVESTMENTS CORP	0	1.376	1.376
**D	INTERNATIONAL EXPATRIATE BENEFIT MASTER TRUST	0	12.050	12.050
**D	THE HARRY L. BRADLEY JR. TRUSTS MASTER INVESTMENT PARTNERSHIP LLP C/O JACOBUS WEALTH MANAGEMENT	0	9.217	9.217
**D	LEGAL AND GENERAL EUROPEAN EQUITY INCOME FUND	0	759.000	759.000
**D	BETTER BE GOOD, LLC	0	2.516	2.516
**D	CARNELIAN INVESTMENT MANAGEMENT LLC	0	47.461	47.461
**D	CHCP GLOBAL SECURITIES LP	0	1.235	1.235
**D	EVA VALLEY MAI LLC	0	17.102	17.102
**D	LEGG WASON OS INVESTORS GLOBAL RESPONSIBLE INVESTMENT FUND	0	1.491	1.491
**D	FISHER INVESTMENTS TRUST	0	63.245	63.245
**D	DYNASTY INVEST, LTD	0	4.959	4.959
**D	DELFINCO LP	0	16.034	16.034
**D	CHESS INTERNATIONAL PROPERTIES, LTD.	0	2.023	2.023
**D	NTGI - QM COMMON DAILY ALL COUNTRY WORLD EX-US EQUITY INDEX FUND - LENDING	0	140.779	140.779
**D	NTCC COLLECTIVE FUNDS FOR GRANTOR TRUST	0	16.075	16.075
**D	K INVESTMENTS SH LIMITED	0	382.367	382.367
**D	LEGAL AND GENERAL DEVELOPED MULTI-FACTOR SL FUND LLC	0	28.310	28.310
**D	NTGI-QM COMMON DAILY EAFE INDEX FUND - LENDING	0	205.383	205.383
**D	PERMANENT FUND INVESTMENTS LLC	0	18.796	18.796
**D	BRANDES INSTITUTIONAL EQUITY TRUST	0	1.045.186	1.045.186
**D	ASCENSION ALPHA FUND, LLC	0	11.484	11.484
**D	UNITED NATIONS JOINT STAFF PENSION FUND	0	1.700.000	1.700.000
**D	INTERNATIONAL MONETARY FUND STAFF RETIREMENT PLAN	0	7.956	7.956
**D	INTERNATIONAL MONETARY FUND STAFF RETIREMENT PLAN 700	0	43.974	43.974
**D	THE PUBLIC INSTITUTION FOR SOCIAL SECURITY	0	431.454	431.454
**D	THE PUBLIC INSTITUTION FOR SOCIAL SECURITY	0	95.138	95.138
**D	THE PUBLIC INSTITUTION FOR SOCIAL SECURITY	0	129.882	129.882
**D	INTERNATIONAL MONETARY FUND RETIRED STAFF BENEFITS INVESTMENT ACCOUNT 700	0	10.147	10.147

84573/2062

LISTA ESITO DELLE VOTAZIONE

Oggetto: Relazione sulla politica in materia di remunerazione e sui compensi corrisposti (II Sez.): compensi corrisposti.
FAVOREVOLI

Badge	Ragione Sociale	Proprio	Delega	Totale
**D	MASTER TRUST FOR CERTAIN TAX-QUALIFIED BECHTEL RETIREMENT PLANS QUALIFIED BECHTEL RETIREMENT PLANS 56.348	0	0	56.348
**D	NATIONAL COUNCIL FOR SOCIAL SEC FUND	0	5.214	5.214
**D	NATIONAL COUNCIL FOR SOCIAL SECURITY FUND.	0	35.008	35.008
**D	NATIONAL COUNCIL FOR SOCIAL SECURITY FUND.	0	35.894	35.894
**D	NGEE ANN POLYTECHNIC	0	694	694
**D	NATIONAL COUNCIL FOR SOCIAL SEC FUND	0	155.178	155.178
**D	NATIONAL COUNCIL FOR SOCIAL SEC FUND	0	495.925	495.925
**D	FIDELITY SALEM STREET TRUST FIDELITY SERIES GLOBAL EX U.S. INDEX FUND	0	1.778.371	1.778.371
**D	FIDELITY SALEM STREET TRUST: FIDELITY FLEX INTERNATIONAL INDEX FUND	0	53.340	53.340
**D	FISHER INVESTMENTS GLOBAL TOTAL RETURN UNIT TRUST FUND	0	1.609	1.609
**D	HALIFAX REGIONAL MUNICIPALITY MASTER TRUST	0	1.072	1.072
**D	PUBLIC SECTOR PENSION INVESTMENT BOARD	0	1.387.606	1.387.606
**D	MICHELIN NORTH AMERICA (CANADA) INC. MASTER TRUST	0	63	63
**D	HAGEFORS LIMITED HE R AND H TRUST COMPANY LTD	0	21.553	21.553
**D	STICHTING BLUE SKY LIQUID ASSET FUNDS	0	289.162	289.162
**D	NEW ZEALAND SUPERANNUATION FUND	0	295.318	295.318
**D	STATE UNIVERSITIES RETIREMENT SYSTEM	0	234.930	234.930
**D	MERCER PASSIVE INTERNATIONAL SHARES FUND	0	87.821	87.821
**D	ARIA CO PTY LTD AS TRUSTEE FOR COMBINED INVESTMENTS FUND	0	922.334	922.334
**D	COMMONWEALTH SUPERANNUATION CORPORATION AS TRUSTEE FOR ARIA INVESTMENTS TRUST	0	134.260	134.260
**D	MERCER OSS TRUST	0	13.458	13.458
**D	LORD MAYORS CHARITABLE FUND	0	2.062	2.062
**D	QUEENSLAND INVESTMENT TRUST NO. 2	0	91.200	91.200
**D	QIC INTERNATIONAL ECQUITIES FUND	0	71.155	71.155
**D	GOVERNMENT EMPLOYEES SUPERANNUATION BOARD	0	81.540	81.540
**D	DODDINGTON GLOBAL FUND LLC	0	161.482	161.482
**D	GOVERNMENT EMPLOYEES SUPERANNUATION BOARD	0	363.431	363.431
**D	TYCO ELECTRONICS CORPORATION RETIREMENT SAVINGS AND INVESTMENT PLAN	0	19.553	19.553
**D	SAMFORD UNIVERSITY	0	3.436	3.436
**D	S.ROBSON WALTON 1999 CHILDRENS TRUST	0	4.180	4.180
**D	NYCC COLLECTIVE FUNDS FOR EMPLOYEE BENEFIT TRUSTS	0	778.008	778.008
**D	TRINITY COLLEGE CAMBRIDGE	0	14.300	14.300
**D	THE TRUSTEES OF THE HENRY SMITH CHARITY	0	55.143	55.143
**D	HRW TESTAMENTARY TRUST NO 6	0	18.871	18.871
**D	WALTON FAMILY FOUNDATION INC	0	245.679	245.679
**D	HRW TESTAMENTARY TRUST NO 2	0	36.076	36.076
**D	HRW TESTAMENTARY TRUST NO. 8	0	13.426	13.426
**D	HRW TESTAMENTARY TRUST NO. 9	0	12.646	12.646
**D	HRW TESTAMENTARY TRUST NO 1	0	10.542	10.542
**D	HRW TESTAMENTARY TRUST NO. 10	0	26.454	26.454
**D	HRW TRUST NO 4 UAD 01/17/03	0	35.984	35.984
**D	HRW TESTAMENTARY TRUST NO. 12	0	24.284	24.284

LISTA ESITO DELLE VOTAZIONE

Oggetto: Relazione sulla politica in materia di remunerazione e sui compensi corrisposti (II Sez.): compensi corrisposti.
FAVOREVOLI

Badge	Ragione Sociale	Proprio	Delega	Totale
**D	PRESBYTERIAN CHURCH (USA) FOUNDATION	0	21.551	21.551
**D	NORTHERN TRUST GLOBAL INVESTMENTS COLLECTIVE FUNDS TRUST	0	6.129.405	6.129.405
**D	FORD MOTOR COMPANY DEFINED BENEFIT MASTER TRUST	0	86.587	86.587
**D	FLORIDA COLLEGE SAVINGS PROGRAM	0	3.410	3.410
**D	EXELON PEACH BOTTOM UNIT 1 QUALIFIED FUND 10	0	1.985	1.985
**D	EXELON FITZPATRICK QUALIFIED FUND	0	12.298	12.298
**D	CATERPILLAR INC. GROUP INSURANCE PLAN TRUST	0	9.135	9.135
**D	CENTURYLINK, INC. DEFINED CONTRIBUTION PLAN MASTER TRUST	0	118.617	118.617
**D	CATERPILLAR INC MASTER RETIREMENT TRUST	0	161.300	161.300
**D	OWENS CORNING DEFINED BENEFIT MASTER TRUST	0	15.417	15.417
**D	NORTHERN FUNDS - INTERNATIONAL EQUITY INDEX FUND	0	854.409	854.409
**D	NEW IRELAND ASSURANCE COMPANY PLC	0	1.426.042	1.426.042
**D	ACTIVE M INTERNATIONAL EQUITY FUND	0	267.136	267.136
**D	MICHIGAN CATHOLIC CONFERENCE	0	3.823	3.823
**D	LOCKHEED MARTIN CORPORATION MASTER RETIREMENT TRUST	0	184.379	184.379
**D	COMMONWEALTH OF MASSACHUSETTS EMPLOYEES DEFERRED COMPENSATION PLAN	0	86.250	86.250
**D	MICHIGAN CATHOLIC CONFERENCE MASTER PENSION TRUST	0	8.267	8.267
**D	STATE OF IDAHO ENDOWMENT FUND INVESTMENT BOARD	0	108.130	108.130
**D	JTW TRUST NO. 2 UAD 9/19/02	0	11.424	11.424
**D	JTW TRUST NO. 4 UAD 9/19/02	0	16.255	16.255
**D	JTW TRUST NO. 1 UAD 9/19/02	0	8.181	8.181
**D	JTW TRUST NO. 3 UAD 9/19/02	0	12.024	12.024
**D	JTW TRUST NO. 5 UAD 9/19/02	0	7.575	7.575
**D	JOHN T WALTON FAMILY TRUST	0	21.689	21.689
**D	AON PENSION PLAN TRUST AON CORPORATION	0	11.925	11.925
**D	ALM 2010 FAMILY TRUST ALICE WALTON/O WALTON ENTERPRISES LLC	0	132.450	132.450
**D	THE BOEING COMPANY EMPLOYEE SAVINGS PLANS MASTER TRUST	0	221.886	221.886
**D	ACORN 1998 TRUST	0	2.651	2.651
**D	HRW TESTAMENTARY TRUST NO 3	0	19.529	19.529
**D	HRW TRUST NO 1 UAD 01/17/03	0	26.582	26.582
**D	HRW TESTAMENTARY TRUST NO. 11	0	22.762	22.762
**D	HRW TESTAMENTARY TRUST NO 4	0	9.994	9.994
**D	HRW TESTAMENTARY TRUST NO 5	0	11.377	11.377
**D	BRANDES INVESTMENT PARTNERS, LP 401(K) PLAN	0	67.951	67.951
**D	MILTON HERSHEY SCHOOL TRUST	0	18.060	18.060
**D	MONDRIAN ALL COUNTRIES WORLD EX-US EQUITY FUND LP	0	1.725.594	1.725.594
**D	CITY OF LOS ANGELES FIRE AND POLICE PENSION PLAN	0	201.118	201.118
**D	ILLINOIS MUNICIPAL RETIREMENT FUND	0	1.202.675	1.202.675
**D	ILLINOIS MUNICIPAL RETIREMENT FUND	0	1.127.565	1.127.565
**D	MERCY INVESTMENT SERVICES INC	0	1	1
**D	MARSH AND MCLENNAN MASTER RETIREMENT TRUST	0	105.790	105.790
**D	MONDRIAN INTERNATIONAL EQUITY FUND L.P.	0	6.131.216	6.131.216
**D	NISSAN NORTH AMERICA INC. EMPLOYEE RETIREMENT PLAN MASTER TRUST	0	16.159	16.159

84573/2024

84573 / 2025

LISTA ESITO DELLE VOTAZIONE

Oggetto: Relazione sulla politica in materia di remunerazione e sui compensi corrisposti (II Sez.): compensi corrisposti.
FAVOREVOLI

Badge	Regione Sociale	Proprio	Delega	Totale
**D	NEW YORK STATE NURSES ASSOCIATION PENSION PLAN	0	113.310	113.310
**D	GUIDESTONE FUNDS INTERNATIONAL EQUITY INDEX FUND	0	137.591	137.591
**D	GENERAL PENSION AND SOCIAL SECURITY AUTHORITY GPSSA	0	89.865	89.865
**D	CHEVRON MASTER PENSION TRUST	0	102.390	102.390
**D	FLORIDA PREPAID COLLEGE PROGRAM	0	219.986	219.986
**D	EAST BAY MUNICIPAL UTILITY DISTRICT	0	153.630	153.630
**D	CITY OF MILWAUKEE EMPLOYEES RETIREMENT SYSTEM	0	661.117	661.117
**D	CENTURYLINK, INC. DEFINED BENEFIT MASTER TRUST	0	99.939	99.939
**D	WYOMING RETIREMENT SYSTEM	0	6.290	6.290
**D	WYOMING RETIREMENT SYSTEM	0	24.035	24.035
**D	UTAH STATE RETIREMENT SYSTEMS	0	126.817	126.817
**D	SALT RIVER PIMA-MARICOPA INDIAN COMMUNITY	0	76.260	76.260
**D	NATIONAL WESTMINSTER BANK PIC AS TRUSTEE OF STONEHAGE FLEMING UK EQUIT Y INCOME FUND	0	7.255	7.255
**D	HSBC GLOBAL EQUITY FUND	0	135.600	135.600
**D	FORD MOTOR COMPANY OF CANADA, LIMITED PENSION TRUST	0	15.850	15.850
**D	WORKPLACE HEALTH SAFETY AND COMPENSATION COMMISSION OF NEW BRUNSWICK	0	92.427	92.427
**D	HSBC INTERNATIONAL EQUITY POOLED FUND	0	262.312	262.312
**D	PEPSICO, INC. MASTER TRUST	0	356.392	356.392
**D	PEPSICO CANADA ULC MASTER TRUST	0	115.017	115.017
**D	OPSEU PENSION PLAN TRUST FUND	0	19.224	19.224
**D	LEGAL AND GENERAL GLOBAL EQUITY INDEX FUND	0	10.003	10.003
**D	LEGAL AND GENERAL FUTURE WORLD EQUITY FACTORS INDEX FUND	0	18.330	18.330
**D	LEGAL AND GENERAL FUTURE WORLD ESG DEVELOPED INDEX FUND	0	972	972
**D	LEGAL AND GENERAL EUROPEAN INDEX TRUST	0	1.445.474	1.445.474
**D	LEGAL AND GENERAL INTERNATIONAL INDEX TRUST	0	171.026	171.026
**D	STATE STREET GLOBAL ADVISORS GROSS ROLL UP UNIT TRUST	0	57.152	57.152
**D	OKLAHOMA PUBLIC EMPLOYEES RETIREMENT SYSTEM	0	804.165	804.165
**D	OYSTER CREEK ENVIRONMENTAL PROTECTION LLC QUALIFIED NUCLEAR DECOMMISS IONING TRUST	0	7.694	7.694
**D	PAULA CARR	0	102.522	102.522
**D	PAVILION INTERNATIONAL FOCUSED EQUITY POOL	0	11.301	11.301
**D	BLACKROCK AUTHORISED CONTRACTUAL SCHEME I	0	1.946.258	1.946.258
**D	RAMI PARTNERS, LLC	0	146.764	146.764
**D	LEGAL AND GENERAL AUTHORISED CONTRACTUAL SCHEME	0	1.852	1.852
**D	LEGAL AND GENERAL ICAV	0	63.934	63.934
**D	BRITISH COLUMBIA INVESTMENT MANAGEMENT CORPORATION	0	101.657	101.657
**D	STATE TEACHERS RETIREMENT SYSTEM OF OHIO	0	848.600	848.600
**D	STATE TEACHERS RETIREMENT SYSTEM OF OHIO	0	1.086.705	1.086.705
**D	BANCO NACIONAL DE PANAMA, ACTING AS TRUSTEE OF THE FIDEICOMISO DE FONDO DE AHORRO DE PANAMA	0	9.772	9.772
**D	LGPS CENTRAL AUTHORISED CONTRACTUAL SCHEME	0	335.700	335.700
**D	BORDER TO COAST AUTHORISED CONTRACTUAL SCHEME	0	150.220	150.220
**D	UBS COMMON CONTRACTUAL FUND	0	706	706
**D	OSUPER	0	36.999	36.999
**D	BLACKROCK UCITS CCF. BLACKROCK ASSET MANAGEMENT IRLAND LIMITED	0	168.689	168.689

LISTA ESITO DELLE VOTAZIONE

Oggetto: Relazione sulla politica in materia di remunerazione e sui compensi corrisposti (II Sez.): compensi corrisposti.
FAVOREVOLI

Badge	Regione Sociale	Proprio	Delega	Totale
**D	INTERNATIONAL BANK FOR RECONSTRUCTION AND DEVELOPMENT ON BEHALF OF THE WORLD BANK GROUP TRUST FUNDS 12.037	0	0	12.037
**D	CLEARWATER INTERNATIONAL FUND	0	4.500	4.500
**D	KOMMUNAL LANDSPENSJONSKASSE GUENSIDIG FORSIKRINGSSELSKAP	0	142.124	142.124
**D	VERDIPAPIRFONDET KLP AKSJEUROPA INDEKS 1	0	141.057	141.057
**D	VERDIPAPIRFONDET KLP AKSJEGLOBAL INDEK 1	0	329.111	329.111
**D	UNIVEST	0	290.496	290.496
**D	FUARDE AP-FONDEN	0	154.828	154.828
**D	STOREBRAND SICAV	0	7.121	7.121
**D	NORTHERN TRUST UCITS FGR FUND	0	470.594	470.594
**D	ANDRA AP-FONDEN	0	10.389	10.389
**D	ROBECO INSTITUTIONAL UMBRELLA FUND	0	339.849	339.849
**D	RBC PRIVATE OVERSEAS EQUITY POOL	0	89.968	89.968
**D	DANSKE INVEST SICAV GLOBAL INDEX	0	181.464	181.464
**D	INVESTIMO	0	115.038	115.038
**D	VONTOBEL ASSET MANAGEMENT S.A	0	133.126	133.126
**D	UNIVERSE THE CMI CONTINEN. EUROPEANEQUITY	0	240.769	240.769
**D	VONTOBEL FUND (CH) - VESCORE GLOBALEQUITY MULTIFACTOR OLIVIER SCHALBETTER VONTOBEL FONDS SERVICES AG 3.172	0	0	3.172
**D	PINNACLE ICAV	0	153.711	153.711
**D	SAN MATEO COUNTY EMPLOYEES' RETIREMENT ASSOCIATION	0	313.491	313.491
**D	SL MFS LOW VOL GLOB EQ FD	0	12.524	12.524
**D	STATES OF GUERNSEY SUPERANNUATION FUND	0	114.553	114.553
**D	STATES OF GUERNSEY SUPERANNUATION FUND	0	3.946	3.946
**D	CMLA INDEXED GLOBAL SHARE FUND	0	16.912	16.912
**D	LEGAL AND GENERAL ASSURANCE PENSIONS MANAGEMENT LIMITED	0	90.590	90.590
**D	IRISH LIFE ASSURANCE.	0	10.550	10.550
**D	IRISH LIFE ASSURANCE.	0	10.999	10.999
**D	IRISH LIFE ASSURANCE.	0	50.392	50.392
**D	IRISH LIFE ASSURANCE.	0	813.695	813.695
**D	IRISH LIFE ASSURANCE PLC	0	696.632	696.632
**D	IIL-LA WORLD ESG SCREENED FUND	0	21.773	21.773
**D	IRISH LIFE ASSURANCE PLC	0	969.427	969.427
**D	CANADA LIFE ASSURANCE EUROPE LIMITED	0	1.438.025	1.438.025
**D	OVERSTONE UCITS FUND PLC	0	72.968	72.968
**D	THE DFA INTERNATIONAL VALUE SERIESA	0	3.426.705	3.426.705
**D	ZURICH LIFE ASSURANCE PLC	0	982.858	982.858
**D	OLD MUTUAL GLOBAL INVESTORS	0	8.226	8.226
**D	CFSIL ATE CMLA INTERNATIONAL SHARE FUND	0	31.515	31.515
**D	LEGAL AND GENERAL ASSURANCE PENSIONS MANAGEMENT LIMITED	0	272.246	272.246
**D	LEGAL AND GENERAL ASSURANCE PENSIONS MANAGEMENT LIMITED	0	2.292	2.292
**D	LEGAL AND GENERAL ASSURANCE PENSIONS MANAGEMENT LIMITED	0	21.316	21.316
**D	LEGAL AND GENERAL ASSURANCE PENSIONS MANAGEMENT LIMITED	0	5.893	5.893

84573/2020

LISTA ESITO DELLE VOTAZIONE

Objetto: Relazione sulla politica in materia di remunerazione e sui compensi corrisposti (II Sez.); compensi corrisposti.
FAVOREVOLI

Badge	Regione Sociale	Proprio	Delega	Totale
**D	LEGAL AND GENERAL ASSURANCE PENSIONS MANAGEMENT LIMITED	0	14.015	14.015
**D	LEGAL AND GENERAL ASSURANCE PENSIONS MANAGEMENT LIMITED	0	7.156.953	7.156.953
**D	LEGAL AND GENERAL ASSURANCE PENSIONS MANAGEMENT LIMITED	0	116.486	116.486
**D	LEGAL AND GENERAL ASSURANCE PENSIONS MANAGEMENT LIMITED	0	520.465	520.465
**D	LEGAL AND GENERAL ASSURANCE PENSIONS MANAGEMENT LIMITED	0	406.966	406.966
**D	LEGAL AND GENERAL ASSURANCE PENSIONS MANAGEMENT LIMITED	0	94.125	94.125
**D	LEGAL AND GENERAL ASSURANCE PENSIONS MANAGEMENT LIMITED	0	17.549	17.549
**D	LEGAL AND GENERAL ASSURANCE PENSIONS MANAGEMENT LIMITED	0	211.355	211.355
**D	LEGAL AND GENERAL ASSURANCE PENSIONS MANAGEMENT LIMITED	0	30.347	30.347
**D	LEGAL AND GENERAL ASSURANCE PENSIONS MANAGEMENT LIMITED	0	5.792	5.792
**D	LEGAL AND GENERAL ASSURANCE PENSIONS MANAGEMENT LIMITED	0	4.442	4.442
**D	LEGAL AND GENERAL ASSURANCE PENSIONS MANAGEMENT LIMITED	0	15.917	15.917
**D	LEGAL AND GENERAL ASSURANCE PENSIONS MANAGEMENT LIMITED	0	2.878	2.878
**D	SUMMIT INVESTMENT FUNDS PLC IRISH LIFE INVESTMENT MANAGERS	0	57.276	57.276
**D	LEGAL AND GENERAL ASSURANCE PENSIONS MANAGEMENT LIMITED	0	66.403	66.403
**D	LEGAL AND GENERAL ASSURANCE PENSIONS MANAGEMENT LIMITED	0	40.579	40.579
**D	LEGAL AND GENERAL ASSURANCE PENSIONS MANAGEMENT LIMITED	0	59.622	59.622
**D	LEGAL AND GENERAL ASSURANCE PENSIONS MANAGEMENT LIMITED	0	72.725	72.725
**D	LEGAL AND GENERAL ASSURANCE PENSIONS MANAGEMENT LIMITED	0	154.364	154.364
**D	LEGAL AND GENERAL ASSURANCE PENSIONS MANAGEMENT LIMITED	0	72.620	72.620
**D	LEGAL AND GENERAL INVESTMENT MANAGEMENT	0	18.743	18.743
**D	LEGAL AND GENERAL ASSURANCE PENSIONS MANAGEMENT LIMITED	0	119.930	119.930
**D	LEGAL AND GENERAL ASSURANCE PENSIONS MANAGEMENT LIMITED	0	108.169	108.169
**D	LEGAL AND GENERAL ASSURANCE PENSIONS MANAGEMENT LIMITED	0	68.538	68.538
**D	LEGAL AND GENERAL ASSURANCE PENSIONS MANAGEMENT LIMITED	0	1.234.452	1.234.452
**D	CITYTRUST LTD	0	7.025	7.025
**D	LEGAL AND GENERAL ASSURANCE PENSIONS MANAGEMENT LIMITED	0	106.300	106.300
**D	MANULIFE GLOBAL FUND.	0	115.614	115.614
**D	AEGON CUSTODY B.V	0	5.638	5.638
**D	AEGON CUSTODY B.V	0	277.988	277.988
**D	THE NOMURA TRUST AND BANKING CO LTD	0	139.816	139.816
**D	THE NOMURA TRUST AND BANKING CO LTD	0	5.286	5.286
**D	SUMMIT MUTUAL FUNDS PUBLIC LIMITED COMPANY IRISH LIFE INVESTMENT MANAGERS	0	34.909	34.909
**D	BERESFORD FUNDS PLC	0	692.598	692.598
**D	CFSIL - COMMONWEALTH GLOBAL SHARE FUND 22	0	534.529	534.529
**D	CFSIL - COMMONWEALTH GLOBAL SHARE FUND 23	0	164.605	164.605
**D	STICHTING PGGM DEPOSITARY	0	1.994.944	1.994.944
**D	STICHTING PGGM DEPOSITARY	0	400.981	400.981
**D	INTERNATIONAL EQUITIES FUND	0	22.511	22.511
**D	NATIONAL COUNCIL FOR SOCIAL SECURITY FUND.	0	47.794	47.794
**D	AEGON CUSTODY B.V.	0	127.263	127.263
**D	CFSIL - COLONIAL FIRST STATE GLOBAL ASSET MANAGEMENT MULTI SECTOR TRUST 1	0	978	978
**D	SDA INTL EQUITY INDEX FD-WORLD	0	66.132	66.132

LISTA ESITO DELLE VOTAZIONE

Oggetto: Relazione sulla politica in materia di remunerazione e sui compensi corrisposti (II Sez.): compensi corrisposti.
FAVOREVOLI

Badge	Ragione Sociale	Proprio	Delega	Totale
**D	CBOSC-CBGS-MGSS07	0	48.761	48.761
**D	JANUS HENDERSON CAPITAL FUNDS PLC	0	645	645
**D	CBOSC ATF CW BK GRP SUP MGSS08	0	59.104	59.104
**D	PINEBRIDGE FUND SERIES PINEBRIDGE EUROPE EQUITY FUND	0	29.086	29.086
**D	JOHN HANCOCK VARIABLE INSURANCE TRUST INTERNATIONAL EQUITY INDEX TRUST	0	98.316	98.316
**D	LEGAL AND GENERAL COLLECTIVE INVESTMENT TRUST..	0	864	864
**D	LEGAL AND GENERAL COLLECTIVE INVESTMENT TRUST..	0	5.580	5.580
**D	LEGAL AND GENERAL COLLECTIVE INVESTMENT TRUST..	0	574.326	574.326
**D	CFSTI RE COLONIAL FIRST STATE INVESTMENT FUND I0	0	119.737	119.737
**D	VICTORY MARKET NEUTRAL INCOME FUND	0	32.924	32.924
**D	NEWBURG NOMINEES LIMITED INVESTORS WHOLESALER GLOBAL EQUITY (INDEX) TRUST	0	109.225	109.225
**D	LATVIJAS BANKA	0	30.160	30.160
**D	JOHN HANCOCK FUNDS II INTERNATIONAL STRATEGIC EQUITY ALLOCATION FUND	0	26.321	26.321
**D	MACQUARIE MULTI FACTOR FUND	0	40.208	40.208
**D	HOSPLUGS POOLED SUPERANNUATION TRUST	0	51.043	51.043
**D	VICTORYSHARES DEVELOPED ENHANCED VOLATILITY WTD INDEX ETF	0	4.926	4.926
**D	VICTORYSHARES INTERNATIONAL VOLATILITY WTD INDEX ETF	0	143	143
**D	CITITRUST LIMITED AS TRUSTEE OF BLACKROCK PREMIER FUNDS-BLACKROCK WORLD EQUITY INDEX FUND	0	16.174	16.174
**D	VICTORYSHARES INTERNATIONAL HIGHDIV VOLATILITY WTD INDEX ETF	0	64.565	64.565
**D	INVESCO POOLED INVESTMENT FUND-GLOBAL STRATEGIC EQUITY FUND	0	5.864	5.864
**D	WARMAN INVESTMENTS PTY LIMITED	0	22.969	22.969
**D	STICHTING PGM DEPOSITARY	0	1.053.812	1.053.812
**D	STICHTING ALGEMEEN PENSIOENFONDS	0	96.298	96.298
**D	COLONIAL FIRST STATE INVESTMENT FUND.	0	53.709	53.709
**D	APIIAN ASSET MANAGEMENT	0	351.866	351.866
**D	ABERDEEN INVESTMENT FUNDS UK ICVC II - ABERDEEN EUROPEAN EQUITY TRACKER FUND	0	26.403	26.403
**D	USAA INTERNATIONAL FUND	0	669.990	669.990
**D	VICTORYSHARES USAA MSCI INTERNATIONAL VALUE MOMENTUM ETF	0	64.270	64.270
**D	LEGAL AND GENERAL COLLECTIVE INVESTMENT TRUST..	0	4.984	4.984
**D	TIMOTHY PLAN INTERNATIONAL ETF.	0	8.522	8.522
**D	UNIFIED ACCUMULATIVE PENSION FUND JOINT STOCK COMPANY	0	21.073	21.073
**D	SUN LIFE MFS GLOBAL TOTAL RETURN FUND SUN LIFE GLOBAL INVESTMENTS (CANADA) INC	0	281.194	281.194
**D	INTERNATIONAL RESEARCH EQUITY EXTENDED MASTER FUND (CAYMAN) L.P. C/O INTERTRUST CORP SVCS (CAYMAN) LTD	0	194.409	194.409
**D	STATERA MASTER INVESTORS (CAYMAN) L.P.	0	151	151
**D	PANAGORA ASSET MANAGEMENT INC.	0	98	98
**D	PANAGORA ASSET-MANAGEMENT INC	0	383	383
**D	STOCK SELECTOR-GLOBAL EQUITY INCUBATOR	0	261	261
**D	TWO SIGMA EQUITY SPECTRUM PORTFOLIO - EUR A/C MSPB	0	364	364
**D	GOTHAM CAPITAL V.L.P.	0	145	145
**D	CORECOMMODITY MANAGEMENT - FOUNDERS II MASTER FUND LTD. DMS CORP. SERVICES LTD.	0	1.879	1.879
**D	CORECOMMODITY MANAGEMENT - FOUNDERS ABSOLUTE RETURN MASTER FUND LTD. C/O DMS CORPORATE SERVICES LTD	0	6.240	6.240

84573/2028

84573/2019

LISTA ESITO DELLE VOTAZIONE

Oggetto: Relazione sulla politica in materia di remunerazione e sui compensi corrisposti (II Sez.): compensi corrisposti.
FAVOREVOLI

Badge	Ragione Sociale	Proprio	Delega	Totale
**D	THE MANZANITA FOUNDATION C/O SKP LLP	0	12.358	12.358
**D	VIA RAIL CANADA INC MASTER TRUST 3	0	23.793	23.793
**D	RBC QUBE LOW VOLATILITY ALLCOUNTRY WORLD EQUITY FUND	0	7.967	7.967
**D	RBC QUBE LOW VOLATILITY GLOBAL EQUITY FUND	0	801.711	801.711
**D	SL MFS LOW VOL INTL EQ FD	0	2.710	2.710
**D	THE TM OVERSTONE UCITS EQUITY INCOME FUND	0	324.698	324.698
**D	SUN LIFE MFS MONTHLY INCOME FUND	0	10.707	10.707
**D	TRANSAMERICA LIFE INSURANCE COMPANY	0	22.075	22.075
**D	CWB ONYX GLOBAL EQUITY FUND	0	35.589	35.589
**D	NBIMC EAFE EQUITY INDEX FUND	0	61.603	61.603
**D	RR CPE GARDERIE QC	0	119.645	119.645
**D	RBC QUBE STABLE DIVIDEND GLOBAL	0	12.291	12.291
**D	MB HIGH INCOME EQUITY FUND	0	33.468	33.468
**D	NBIMC EAFE EQUITY INDEX FUND - CLASS N	0	3.589	3.589
**D	TREDJE AP-FONDEN	0	6.973	6.973
**D	ANTIPODES GLOBAL FUND	0	1.983.410	1.983.410
**D	ANTIPODES GLOBAL FUND - LONG	0	549.457	549.457
**D	PERPETUAL ECONOMIC DIVERSIFICATION GLOBAL EQUITY FUND	0	37.002	37.002
**D	THE ENDEAVOUR II FUND	0	6.296	6.296
**D	UNITED FOOD AND COMMERCIAL WORKERS UNION LOCAL 152 RETAIL MEAT PENSION PLAN	0	5.796	5.796
**D	ANTIPODES GLOBAL SHARES (QUOTED MANAGED FUND)	0	12.718	12.718
**D	S AND W UK RES STG 474	0	2.240	2.240
**D	ATLAS MASTER LTD	0	6.314	6.314
**D	WELLINGTON MANAGEMENT COMPANY LLP	0	3.999	3.999
**D	LEGG MASON INC.	0	1.034	1.034
**D	CANADA LIFE ASSURANCE EUROPE PLC	0	25.697	25.697
**D	TEMPLETON SELECT GLOBAL EQUITY FUND	0	4.436	4.436
**D	MANULIFE INTERNATIONAL EQUITY FUND	0	419.919	419.919
**D	BALYASNY ASSET MANAGEMENT LP	0	136.432	136.432
**D	ARROWSTREET ACHI EX US ALPHA EXTENSION FUND VII	0	59.353	59.353
**D	SPARINVEST POOL - EUROPE EQUITY	0	252.970	252.970
**D	SPARINVEST EUROPEAN VALUE	0	226.805	226.805
**D	ACTIVE STOCK MASTER PORTFOLIO OF MASTER INVESTMENT PORTFOLIO	0	4.536	4.536
**D	ISHARES II PUBLIC LIMITED COMPANY	0	7.581.941	7.581.941
**D	ISHARES PUBLIC LIMITED COMPANY	0	962.207	962.207
**D	ISHARES V PUBLIC LIMITED COMPANY	0	48.418	48.418
**D	ISHARES III PUBLIC LIMITED COMPANY	0	2.001.105	2.001.105
**D	ISHARES VI PUBLIC LIMITED COMPANY	0	724.026	724.026
**D	ISHARES IV PUBLIC LIMITED COMPANY	0	1.573.131	1.573.131
**D	ISHARES VII PLC	0	5.817.862	5.817.862
**D	ABN AMRO MULTI-MANAGER FUNDS	0	1.798.390	1.798.390
**D	BLACKROCK AM DE AG FOR ISHS CORE EURO STOXX 50 UCITS ETF (DE)	0	5.325.969	5.325.969
**D	BLACKROCK AM DE FOR ISHARES EURO STOXX UCITS ETF (DE)	0	678.567	678.567

LISTA ESITO DELLE VOTAZIONE

Oggetto: Relazione sulla politica in materia di remunerazione e sui compensi corrisposti (II Sez.): compensi corrisposti. FAVOREVOLI

Badge	Regione Sociale	Proprio	Delega	Totale
**D	BLACKROCK AM DE FOR ISHARES STOXX EUROPE 50 UCITS ETF (DE)	0	128.586	128.586
**D	BLACKROCK AM DE FOR ISHS STOXX EUROPE LARGE 200 UCITS ETF	0	30.832	30.832
**D	ISHARES I INV MIT TGV F ISHS ST EUROPE600 OIL+GAS UCITS ETF DE	0	3.176.614	3.176.614
**D	BLACKROCK AM DE FOR ISHARES STOXX EUROPE 600 UCITS ETF (DE)	0	1.800.458	1.800.458
**D	PARTNERS HEALTHCARE SYSTEM INC	0	195.854	195.854
**D	TEACHERS' RETIREMENT SYSTEM OF THE STATE OF ILLINOIS	0	708.956	708.956
**D	KAISER PERMANENTE GROUP TRUST	0	979.572	979.572
**D	KAISER FOUNDATION HOSPITALS	0	421.430	421.430
**D	FIDELITY RUTLAND SQUARETRUST II: STRATEGIC ADVISERS INT	0	1.266.807	1.266.807
**D	BRUNEL INVESTMENT AGENCY	0	30.102	30.102
**D	INTERNATIONALE KAPITALANLAGESELLSCHAFT MBH FOR ANP	0	6.611	6.611
**D	SCHWAB INTERNATIONAL EQUITY ETF	0	3.167.550	3.167.550
**D	SCHWAB FUNDAMENTAL INTERNATIONAL LARGE COMPANY INDEX ETF	0	2.081.540	2.081.540
**D	DUPONT PENSION TRUST	0	551	551
**D	JOHN HANCOCK VAR INS TRUST STRATEGIC EQUITY ALLOCATION	0	529.215	529.215
**D	JOHN HANCOCK FUNDS II STRATEGIC EQUITY ALLOCATION FUND	0	256.896	256.896
**D	JOHN HANCOCK HEDGED EQUITY AND INCOME FUND	0	27.027	27.027
**D	PENSION BENEFIT GUARANTY CORPORATION	0	261.780	261.780
**D	INTERNATIONALE KAPITAL MBH FOR LH-PRIVATERENTE-AKTIE	0	160.000	160.000
**D	INTERNATIONAL PAPER CO COMMINGLED INVESTMENT GROUP	0	524.503	524.503
**D	INTERNATIONAL KAPITALANLAGESELLSCHAFT MBH FOR	0	314.003	314.003
**D	DEKA INVESTMENT GMBH FOR KDF 1	0	36.445	36.445
**D	DEKA INVESTMENT GMBH FOR KDF 3	0	43.100	43.100
**D	MFS DEVELOPMENT FUNDS, LLC	0	5.633	5.633
**D	MFS EQUITY INCOME FUND	0	157.478	157.478
**D	MFS HERITAGE TRUST COMPANY COLLECTIVE INVESTMENT TRUST	0	547.394	547.394
**D	MFS LOW VOLATILITY GLOBAL EQUITY FUND	0	122.258	122.258
**D	MFS BLENDED RESEARCH INTERNATIONAL EQUITY FUND	0	271.837	271.837
**D	GOLDMAN SACHS TRST II-GOLDMAN SACHS MULTI-MNGR GLOBAL	0	29.082	29.082
**D	GOLDMAN SACHS TRUST II - MULTI-MANAGER INTERNL EQUITY FUND	0	197.106	197.106
**D	GOLDMAN SACHS TRUST COMPANY N A COLLECTIVE TRUST	0	14.753	14.753
**D	GOLDMAN SACHS TRUST- GOLOMAN SACHS GLOBAL	0	8.653	8.653
**D	ALLIANCEBERNSTEIN GLOBAL RISK ALLOCATION FUND INC	0	4.936	4.936
**D	ALLIANCEBERNST VAR PROD SER F INC.ALLIANCEB DYN ASSET	0	24.216	24.216
**D	THE MASTER TRUST BK OF JP LTD: HITACHI FOREIGN EQ INDEX ME	0	66.406	66.406
**D	SPDR MSCI WORLD-QUALITY MIX FUND	0	959	959
**D	ALASKA ELECTRICAL PENSION PLAN	0	51.148	51.148
**D	IBM RETIREMENT PLAN	0	12.809	12.809
**D	INTERNATIONALE KAG MBH FOR 189600 LIPPENCO	0	11.000	11.000
**D	THORNBURG GLOBAL INVESTMENT PLC	0	35.836	35.836
**D	ARIZONA STATE RETIREMENT SYSTEM	0	91.362	91.362
**D	AMERICAN CENTURY STRATEGIC ASSET ALL, INC. STRAT ALL CONS F	0	17.612	17.612
**D	AMERICAN CENTURY STRAT ASSET-ALL, INC. STRAT ALL MODERATE F	0	48.222	48.222

84573/2050

86573 / 2054

LISTA ESITO DELLE VOTAZIONE

Oggetto: Relazione sulla politica in materia di remunerazione e sui compensi corrisposti (II Sez.): compensi corrisposti.
FAVOREVOLI

Badge	Ragione Sociale	Proprio	Delega	Totale
**D	AMERICAN CENTURY STRAT ASSET ALL, INC. STRATEGIC ALL AGGR F	0	43.278	43.278
**D	AMERICAN CENT WORLD MUT FDS, INC-NY NON-U.S. INTRINSIC VALUE FO	0	812.053	812.053
**D	AMERICAN CENTURY ETF TRUST - AMERICAN CENT QUALITY DIV INT	0	51.075	51.075
**D	AMERICAN CENTURY RETIREMENT DATE TRUST	0	455.308	455.308
**D	JP TR SERV BK LTD AIF MAFB MSCI KOKUSAI INDEX MOTHER F	0	13.484	13.484
**D	ALPS INTERNATIONAL SECTOR DIVIDEND DOGS EFF	0	331.687	331.687
**D	ANIMA FUNDS PLC	0	100.717	100.717
**D	THE MASTER TRUST BK OF JP RE F RUSSELL INV (JP) INTL EQUITY F	0	15.760	15.760
**D	ARCHITAS MULTI-MANAGER GLOBAL FUNDS UNIT TRUST	0	110.014	110.014
**D	ARCHITAS MULTI-MANAGER GLOBAL FUNDS UNIT TRUST	0	78.000	78.000
**D	AXA ROSENBERG EQUITY ALPHA TRUST	0	56.969	56.969
**D	STATE OF ALASKA RETIREMENT AND BENEFITS PLANS	0	959.763	959.763
**D	THE WALT DISNEY COMPANY RETIREMENT PLAN MASTER TRUST	0	40.638	40.638
**D	BRANDES INVESTMENT FUNDS PLC	0	637.685	637.685
**D	COLLEGE RETIREMENT EQUITIES FUND	0	1.178.559	1.178.559
**D	TIAA-CREF SOCIAL CHOICE INTERNATIONAL EQUITY FUND	0	202.865	202.865
**D	BRIGHTHOUSE FUNDS TRUST I - AB GLOBAL DYNAMIC ALLOCATION	0	220.087	220.087
**D	BRIGHTHOUSE FUNDS TRUST I - SCHROEDERS GLOBAL MULTI-ASSET	0	23.454	23.454
**D	UBS (US) GROUP TRUST	0	154.423	154.423
**D	CENTRAL PROVIDENT FUND BOARD	0	3.358	3.358
**D	CALVERT VP EAFE INTERNATIONAL INDEX PORTFOLIO	0	20.836	20.836
**D	CAISSE DE DEPOT ET PLACEMENT DU QUEBEC	0	3.441.533	3.441.533
**D	AMERICAN BEACON INTERNATIONAL EQUITY FUND	0	2.228.055	2.228.055
**D	THE REGENTS OF THE UNIVERSITY OF CALIFORNIA	0	1.047.167	1.047.167
**D	EATON VANCE TAX-MANAGED GLOBAL BUY-WRITE OPPORTUNITIES	0	26.016	26.016
**D	FISHER INVESTMENTS INSTITUTIONAL FUNDS PLC	0	8.668	8.668
**D	PARAMETRIC INTERNATIONAL EQUITY FUND	0	237.831	237.831
**D	FUNDO DE SEGURANCA SOC GOV. DA REGIAO ADM. ESPECIAL DE	0	120.074	120.074
**D	PROFESSIONALS' GLOBAL EQUITY FUND	0	80.763	80.763
**D	EATON VANCE EQUITY HARVEST FUND LLC	0	2.481	2.481
**D	U.S. LEGACY INCOME COMMON TRUST FUND	0	4.248	4.248
**D	TAX - MANAGED INTERNATIONAL EQUITY PORTFOLIO	0	21.212	21.212
**D	MERCER GE INTERNATIONAL EQUITY FUND	0	71.309	71.309
**D	RUSSELL INVESTMENT COMPANY MULTIFACTOR INTERNATIONAL EQUITY	0	13.371	13.371
**D	PARTNERS HEALTHCARE MASTER TRUST FOR ERISA ASSETS	0	21.728	21.728
**D	HARTFORD MULTIFACTOR INTERNATIONAL FUND	0	995	995
**D	HEALTHONE	0	25.317	25.317
**D	TRANSAMERICA INTERNATIONAL STOCK	0	44.506	44.506
**D	TRANSAMERICA INTERNATIONAL EQUITY INDEX VP	0	9.338	9.338
**D	TANGIERINE BALANCED INCOME PORTFOLIO	0	6.362	6.362
**D	TANGIERINE BALANCED PORTFOLIO	0	41.685	41.685
**D	TANGIERINE BALANCED GROWTH PORTFOLIO	0	39.901	39.901
**D	TANGIERINE EQUITY GROWTH PORTFOLIO	0	45.002	45.002

LISTA ESITO DELLE VOTAZIONE

Oggetto: Relazione sulla politica in materia di remunerazione e sui compensi corrisposti (II Sez.): compensi corrisposti.
FAVOREVOLI

Badge	Ragione Sociale	Proprio	Delega	Totale
**D	MASSMUTUAL SELECT T. ROWE PRICE INTERNATIONAL EQUITY	0	194.194	194.194
**D	MM MSCI EAFE INTERNATIONAL INDEX FUND	0	41.342	41.342
**D	GMO RESOURCES FUND	0	143.288	143.288
**D	SPDR S+P GLOBAL NATURAL RESOURCES ETF	0	761.357	761.357
**D	J & J PENSION FUND OFF	0	184.335	184.335
**D	RUSSELL INVESTMENT COMPANY PLC	0	157.439	157.439
**D	JNL/ALLIANCEBERNSTEIN DYNAMIC ASSET ALLOCATION FUND	0	23.785	23.785
**D	JNL/MELLON CAPITAL EUROPEAN 30 FUND	0	203.137	203.137
**D	JNL/MELLON CAPITAL MSCI WORLD INDEX FUND	0	19.720	19.720
**D	PENSIONSKASSE JOHNSON & JOHNSON SCHWEIZ	0	127.137	127.137
**D	OPENWORLD PUBLIC LIMITED COMPANY	0	6.075	6.075
**D	RUSSELL INVESTMENTS INSTITUTIONAL FUNDS PLC	0	31.003	31.003
**D	MULTI-STYLE, MULTI-MANAGER FUNDS PLC	0	144.356	144.356
**D	STATE STREET GLOBAL ALL CAP EQUITY EX-US INDEX PORTFOLIO	0	231.320	231.320
**D	STATE STREET DISCIPLINED GLOBAL EQUITY PORTFOLIO	0	1.026	1.026
**D	STATE STREET INTERNATIONAL DEVELOPED EQUITY	0	643.355	643.355
**D	LOS ANGELES COUNTY EMPLOYEES RETIREMENT ASSOCIATION	0	714.130	714.130
**D	INTERNATIONALE KAPITALANLAGEGESELLSCHAFT MBH FOR DC	0	319.517	319.517
**D	SPDR PORTFOLIO MSCI GLOBAL STOCK MARKET ETF	0	10.510	10.510
**D	SPDR MSCI EAFE STRATEGICFACTORS ETF	0	25.385	25.385
**D	SPDR MSCI WORLD STRATEGICFACTORS ETF	0	1.064	1.064
**D	HARTFORD MULTIFACTOR DEVELOPED MARKETS	0	729.254	729.254
**D	MARYLAND STATE RETIREMENT & PENSION SYSTEM	0	1.353	1.353
**D	RUSSELL INV MULTI-ASSET FACTOR EXPOSURE FUND	0	439.715	439.715
**D	THE PRUDENTIAL INSURANCE COMPANY OF AMERICA	0	10.248	10.248
**D	MDPRM INTERNATIONAL EQUITY INDEX POOL	0	201.800	201.800
**D	MGI FUNDS PLC	0	114.920	114.920
**D	MERCER QIF CCF	0	139.292	139.292
**D	MERCER GLOBAL EQUITY FUND	0	114.495	114.495
**D	GTA PANTHER FUND L.P	0	81.042	81.042
**D	MERCER QIF CCF	0	11.758	11.758
**D	MERCER QIF CCF	0	22.049	22.049
**D	MERCER UCITS COMMON CONTRACTUAL FUND	0	879.272	879.272
**D	MGI FUNDS PLC	0	1.873	1.873
**D	BRIGHTHOUSE-EDUNDS TRUST I - PANAGORA GLOBAL DIV RISK	0	162.971	162.971
**D	RUSSELL COMMON CONTRACTUAL FUND	0	4.165	4.165
**D	NORTHERN GRUMMAN CORPORATION VERA MASTER TRUST I	0	7.737	7.737
**D	STATE OF NEW JERSEY COMMON PENSION FUND D	0	6.230	6.230
**D	ONTARIO TEACHERS' PENSION PLAN BOARD	0	1.279.333	1.279.333
**D	NEW STRIPS, INC. PENSION MASTER TRUST	0	2.296.517	2.296.517
**D	BRANDES' GLOBAL OPPORTUNITIES FUND	0	141.832	141.832
**D	COSMOPOLITAN INVESTMENT FUND	0	200.827	200.827
**D		0	121.332	121.332

Azionisti in delega:

2.392

LISTA ESITO DELLE VOTAZIONI

Objetto: Relazione sulla politica in materia di remunerazione e sui compensi corrisposti (II Sez.): compensi corrisposti. FAVOREVOLI

Badge	Ragione Sociale	Proprio	Delega	Totale
**D	FIDELITY INTERNATIONAL HIGH DIVIDEND INDEX ETF	0	82.802	82.802
**D	PIMCO FUNDS: GLOBAL INVESTORS SERIES PLC	0	11.297	11.297
**D	PIMCO FUNDS: GLOBAL INVESTORS SERIES PLC	0	19.595	19.595
**D	PIMCO FUNDS: GLOBAL INVESTORS SERIES PLC	0	96.006	96.006
**D	PIMCO FUNDS: GLOBAL INVESTORS SERIES PLC	0	1.607	1.607
**D	PIMCO FUNDS: GLOBAL INVESTORS SERIES PLC	0	298	298
**D	PRINCIPAL EX-TRADED FUNDS-PRINC INT MUL-FACT CORE INDEX ETF	0	2.496	2.496
**D	PACIFIC SELECT FUND -PD INTERNATIONAL LARGE-CAP PORTFOLIO	0	86.205	86.205
**D	PACIFIC SELECT FUND-INTERNATIONAL EQUITY INCOME PORTFOLIO	0	176.876	176.876
**D	ARROWSTREET (CANADA) INT DEV MARKET EX US ALPHA	0	15.775	15.775
**D	PANAGORA DYNAMIC GLOBAL EQUITY (EX TOBACCO) FUND	0	21.340	21.340
**D	THRIVENT MODERATE ALLOCATION PORTFOLIO	0	19.161	19.161
**D	THRIVENT MODERATELY AGGRESSIVE ALLOCATION PORTFOLIO	0	5.493	5.493
**D	THRIVENT AGGRESSIVE ALLOCATION PORTFOLIO	0	2.118	2.118
**D	THRIVENT MODERATE ALLOCATION FUND	0	3.463	3.463
**D	THRIVENT MODERATELY AGGRESSIVE ALLOCATION FUND	0	6.740	6.740
**D	THRIVENT AGGRESSIVE ALLOCATION FUND	0	1.913	1.913
**D	THRIVENT PARTNER WORLDWIDE ALLOCATION FUND	0	48.880	48.880
**D	THRIVENT PARTNER WORLDWIDE ALLOCATION PORTFOLIO	0	89.634	89.634
**D	THRIVENT BALANCED INCOME PLUS FUND	0	8.617	8.617
**D	THRIVENT GLOBAL STOCK FUND	0	10.315	10.315
**D	THRIVENT GLOBAL STOCK PORTFOLIO	0	124.904	124.904
**D	THRIVENT CORE INTERNATIONAL EQUITY FUND	0	72.971	72.971
**D	THRIVENT DIVERSIFIED INCOME PLUS FUND	0	13.721	13.721
**D	THRIVENT DIVERSIFIED INCOME PLUS PORTFOLIO	0	171.504	171.504
**D	THRIVENT INTERNATIONAL INDEX PORTFOLIO	0	10.548	10.548
**D	RUSSELL INVESTMENTS CANADIAN DIVIDEND POOL	0	4.246	4.246
**D	RUSSELL INVESTMENTS OVERSEAS EQUITY POOL	0	21.685	21.685
**D	RUSSELL INVESTMENTS MULTI-FACTOR INTERNATIONAL EQUITY	0	167.969	167.969
**D	RUSSELL INVESTMENTS OVERSEAS EQUITY FUND	0	92.848	92.848
**D	GOV OF HM THE SULTAN AND YANG DI-PERTUAN OF BRUNEI DARUSSALAM	0	1.179	1.179
**D	BIMCOR OVERSEAS POOLED FUND	0	47.228	47.228
**D	ALBERTA INVESTMENT MANAGEMENT CORPORATION	0	102.129	102.129
**D	DESJARDINS DEVEL EX-USA EX-CANADA MULTIF - CONTROLLED VOL ETF	0	77.059	77.059
**D	BANK OF KOREA	0	424.100	424.100
**D	BANK OF KOREA	0	18.376	18.376
**D	SSGA SPDR ETFs EUROPE I PUBLIC LIMITED COMPANY	0	80.250	80.250
**D	SSGA SPDR ETFs EUROPE II PUBLIC LIMITED COMPANY	0	10.517	10.517
**D	SIR DAVID TRENCH FUND FOR RECREATION	0	254.197	254.197
**D	CALIFORNIA PUBLIC EMPLOYEES RETIREMENT SYSTEM	0	255.313	255.313
**D		0	1.529.998	1.529.998
**D		0	2.930	2.930
**D		0	4.174.700	4.174.700

84573/2053

LISTA ESITO DELLE VOTAZIONE

Oggetto: Relazione sulla politica in materia di remunerazione e sui compensi corrisposti (II Sez.): compensi corrisposti. FAVOREVOLI

Badge	Regione Sociale	Proprio	Delega	Totale
**D	DELTA SHARES S+P INTERNATIONAL MANAGED RISK ETF	0	6.170	6.170
**D	CALIFORNIA STATE TEACHERS RETIREMENT SYSTEM	0	7.719.115	7.719.115
**D	TEACHER RETIREMENT SYSTEM OF TEXAS	0	4.096.015	4.096.015
**D	AXA INV MAN SCHWEIZ AG OBO AXA (CH) STRAT FD - GLOBAL EQ CHF	0	7.022	7.022
**D	PINEBRIDGE GLOBAL FUNDS	0	7.894	7.894
**D	UNITED GLOBAL RESOURCES FUND	0	6.602	6.602
**D	UBS (IRL) ETF PLC	0	66.589	66.589
**D	SO CA UFCW UNIONS AND FOOD EMPLOYERS JOINT PENSION TRUST	0	238.262	238.262
**D	VANGUARD FTSE DEVELOPED EUROPE INDEX ETF	0	8.371	8.371
**D	VANECK VECTORS NATURAL RESOURCES ETF	0	21.215	21.215
**D	THE WELLINGTON TR COM NATIONAL ASS MULT COLLECT INV F	0	149.158	149.158
**D	THE WELLINGTON TR CO NAT ASS MULT C TR F TR, OPPOFT EQ PTF	0	100.332	100.332
**D	WELLINGTON TR CO NAT ASS MULT COMM DIVER INFL HEDGED II	0	13.912	13.912
**D	THE WELLINGTON TR CO NAT ASS MULT COLLECTIVE INV F TRUST	0	147.355	147.355
**D	WELLINGTON TR CO NAT ASS MULT COMM TR FD TR GIB MAN RISK PORT	0	26.515	26.515
**D	WELLINGTON TST CO NAT ASS MUL COM TST FD TST COM VALUE INF	0	425.629	425.629
**D	WELLINGTON TST CO, NAT ASS MULT COMM T F T - INT COM VA PORT	0	898.872	898.872
**D	WISDOMTREE ISSUER PUBLIC LIMITED COMPANY	0	60.687	60.687
**D	DIVERSIFIED MARKETS (2010) POOLED FUND TRUST	0	8.915	8.915
**D	WASHINGTON STATE INVESTMENT BOARD	0	3.992.826	3.992.826
**D	WISDOMTREE DYNAMIC CURRENCY HEDGED INTRNL EQUITY FUND	0	77.796	77.796
**D	WISDOMTREE INTERNATIONAL HIGH DIVIDEND FUND	0	165.785	165.785
**D	WISDOMTREE INTERNATIONAL EQUITY FUND	0	255.569	255.569
**D	WISDOMTREE GLOBAL HIGH DIVIDEND FUND	0	17.970	17.970
**D	WISDOMTREE INTERNATIONAL DIVIDEND EX-	0	127.038	127.038
**D	WISDOMTREE INTERNATIONAL LARGE CAP DIVIDEND	0	227.004	227.004
**D	NEW YORK STATE TEACHERS RETIREMENT SYSTEM	0	1.330.884	1.330.884
**D	PRUDENTIAL RETIREMENT INSURANCE AND ANNUITY COMPANY	0	80.000	80.000
**D	WELLINGTON MANAGEMENT FUNDS (IRELAND) PLC	0	13.419	13.419
**D	MANULIFE ASSET MANAGEMENT INTERNATIONAL EQUITY	0	101.221	101.221
**D	SS BK AND TRUST COMPANY INV FUNDS FOR TAXEMPT	0	11.644.633	11.644.633
**D	RESOURCE STOCK INDEX COMMON TRUST FUND	0	194.710	194.710
**D	SSGA ACWI INTEGR ALPHA SELECT NON-LENDING QP COMMON	0	7.207	7.207
**D	SSGA S+P GIB LARGEMIDCAP NAT RES INDEX NON-LEND QP	0	372.923	372.923
**D	SSGA FTSE RAFI DEVELOPED 1000 INDEX NON-LENDING COMMON	0	56.343	56.343
**D	STATE STREET GLOBAL MANAGED VOL ALPHA NON-LENDING COM	0	97.581	97.581
**D	SS FTSE DEV COMPREHENSIVE FACTOR IND NON-	0	2.608	2.608
**D	STATE STREET RAFI DEVELOP EX-US INDEX NON-LENDING COMMON	0	11.063	11.063
**D	SSGA MSCI EUROPE SCREENED INDEX NON-LENDING COMMON	0	250.750	250.750
**D	MSCI EMFT PROM SCREENED INDEX NON - LENDING COMMON TR	0	55.383	55.383
**D	STATE STREET GLOBAL ADVISORS LUXEMBOURG SICAV	0	1.242.598	1.242.598
**D	MULTICOOPERATION SICAV	0	16.701	16.701
**D	UBS ETF	0	400.688	400.688

84573/2054

2.192

Azionisti in delega:

LISTA ESITO DELLE VOTAZIONE

Oggetto: Relazione sulla politica in materia di remunerazione e sui compensi corrisposti (II Sez.): compensi corrisposti.
FAVOREVOLI

Badge	Ragione Sociale	Proprio	Delega	Totale
**D	UBS ETF	0	936.689	936.689
**D	UBS ETF	0	143.751	143.751
**D	UBS ETF	0	76.206	76.206
**D	UBS ETF	0	69.779	69.779
**D	UBS ETF	0	2.167	2.167
**D	UBS ETF	0	648	648
**D	UBS ETF	0	4.746	4.746
**D	UBS ETF	0	340	340
**D	UBS ETF	0	106.793	106.793
**D	UBS ETF	0	2.097	2.097
**D	UBS ETF	0	121.643	121.643
**D	UBS ETF	0	28.311	28.311
**D	UBS ETF	0	102.602	102.602
**D	UBS ETF	0	6.273.927	6.273.927
**D	UBS ETF	0	254.922	254.922
**D	UBS ETF	0	466.704	466.704
**D	UBS ETF	0	1.149.059	1.149.059
**D	UBS ETF	0	963.748	963.748
**D	UBS ETF	0	370.361	370.361
**D	UBS ETF	0	66.977	66.977
**D	UBS ETF	0	1.267.516	1.267.516
**D	UBS ETF	0	66.708	66.708
**D	UBS ETF	0	2.491.248	2.491.248
**D	UBS ETF	0	981.425	981.425
**D	UBS ETF	0	63.692	63.692
**D	UBS ETF	0	553.173	553.173
**D	UBS ETF	0	685.274	685.274
**D	UBS ETF	0	246.845	246.845
**D	UBS ETF	0	328.154	328.154
**D	UBS ETF	0	95.062	95.062
**D	UBS ETF	0	126.320	126.320
**D	UBS ETF	0	209.546	209.546
**D	UBS ETF	0	181.060	181.060
**D	UBS ETF	0	1.418.096	1.418.096
**D	UBS ETF	0	127.121	127.121
**D	UBS ETF	0	550.558	550.558
**D	UBS ETF	0	525.406	525.406
**D	UBS ETF	0	136.070	136.070
**D	UBS ETF	0	206.845	206.845
**D	UBS ETF	0	167.369	167.369
**D	UBS ETF	0	1.161.267	1.161.267
**D	UBS ETF	0	907.818	907.818
**D	UBS ETF	0	10.436	10.436
**D	SONOMA COUNTY EMPLOYEES RETIREMENT ASSOCIATION	0		
**D	RUSSELL INVESTMENT COMPANY II PLC	0		
**D	MFS VAR INSURANCE TRUST II-MFS GLOBAL TACTICAL ALLOCATION	0		
**D	MFS RESEARCH INTERNATIONAL FUND	0		
**D	MFS VARIABLE INSURANCE TRUST II - MFS RESEARCH INT	0		
**D	IBM 401K PLUS PLAN	0		
**D	OREGON PUBLIC EMPLOYEES RETIREMENT SYSTEM	0		
**D	RUSSELL TRUST CO COMMINGLED EMPLOYEE BENEFIT FUNDS TRUST	0		
**D	SAN DIEGO CITY EMPLOYEES' RETIREMENT SYSTEM	0		
**D	GENERAL CONFERENCE CORPORATION OF SEVENTH DAY	0		
**D	COLLEGE RETIREMENT EQUITIES FUND	0		
**D	COLLEGE RETIREMENT EQUITIES FUND	0		
**D	TIIA-CREF INTERNATIONAL EQUITY INDEX FUND	0		
**D	BRIGHTHOUSE FUNDS TRUST I -MFS RESEARCH INTERNATIONAL PTF	0		
**D	CONAGRA FOODS MASTER PENSION TRUST	0		
**D	PACE INTERNATIONAL EQUITY INVESTMENTS	0		
**D	RUSSELL INVESTMENT COMPANY - RUSSELL INTERN DEVELOPED MKT	0		
**D	RUSSELL INVESTMENT COMPANY RUSSELL GLOBAL EQUITY FUND	0		
**D	REGIME DE RETRAITE DE L'UNIVERSITE DE MONTREAL	0		
**D	MERCY HEALTH	0		
**D	BOSTON RETIREMENT SYSTEM	0		
**D	VALIC COMPANY I - INTERNATIONAL EQUITIES INDEX FUND	0		
**D	BRIGHTHOUSE FUNDS TRUST II - METLIFE MSCI EAFE INDEX PTF	0		
**D	STATE OF MINNESOTA	0		
**D	RUSSELL INVESTMENT FUNDS INTERNATIONAL DEVELOPED MARKETS	0		
**D	ALAMEDA COUNTY EMPLOYEES' RETIREMENT ASSOCIATION	0		
**D	MERCER NON-US CORE EQUITY FUND	0		
**D	JOHN HANCOCK LIFE AND HEALTH INSURANCE COMPANY	0		
**D	MASSMUTUAL SELECT OVERSEAS FUND	0		
**D	SPDR MSCI ACWI EX-US ETF	0		
**D	SPDR S+P INTERNATIONAL DIVIDEND ETF	0		
**D	SPDR PORTFOLIO DEVELOPED WORLD EX-US ETF	0		
**D	MORGAN STANLEY INSTITUTIONAL FD FR - GLOBAL STRATEGIST PTF	0		

84573/2055

LISTA ESITO DELLE VOTAZIONE

Oggetto: Relazione sulla politica in materia di remunerazione e sui compensi corrisposti (II Sez.): compensi corrisposti. FAVOREVOLI

Badge	Ragione Sociale	Proprio	Delega	Totale
**D	MORGAN STANLEY VAR INS FUND, INC. GLOBAL STRATEGIST PORTFOLIO	0	1.280	1.280
**D	SIIONNA STRATEGIC INCOME FUND	0	42.263	42.263
**D	PACIFIC SELECT FUND INTERNATIONAL VALUE PORTFOLIO	0	1.492.134	1.492.134
**D	PACIFIC SELECT FUND INTERNATIONAL LARGE CAP PORTFOLIO	0	800.049	800.049
**D	WELLINGTON DIVERSIFIED INFLATION HEDGES FUND	0	137.740	137.740
**D	EMPLOYEES RETIREMENT SYSTEM OF THE CITY OF PROVIDENCE	0	80.156	80.156
**D	MERCY HEALTH RETIREMENT TRUST	0	47.671	47.671
**D	WELLINGTON TR CO NAT ASS COM TR F TR DIVERS INFLATION HDG PTF	0	147.584	147.584
**D	SPDR DJ EURO STOXX 50 ETF	0	46.593	46.593
**D	COMMON TRUST ITALY FUND	0	1.605.475	1.605.475
**D	WORLD INDEX OLUS SECURITIES LENDING COMMON TRUST FUND	0	2.032.251	2.032.251
**D	NATWEST TR AND DEP SERV LTD AS TRUSTEE O LF PRUD EURO QIS FD	0	11.963	11.963
**D	SPDR S+P WORLD EX AUSTRALIA FUND	0	411.983	411.983
**D	RUSSELL INVESTMENTS LOW CARBON GLOBAL SHARES FUND	0	6.549	6.549
**D	EMERGENCY SERVICES SUPERANNUATION SCHEME	0	25.246	25.246
**D	FIRST STATE SUPERANNUATION SCHEME	0	11.281	11.281
**D	FIRST STATE SUPERANNUATION SCHEME	0	414.013	414.013
**D	MFS LOW VOLATILITY GLOBAL EQUITY TRUST	0	63.527	63.527
**D	PANAGORA DYNAMIC GLOBAL EQUITY FUND	0	892	892
**D	MGS SUPER	0	37.525	37.525
**D	INTERNATIONAL EQUITIES SECTOR TRUST	0	214.427	214.427
**D	SUNSUPER SUPERANNUATION FUND	0	3.296	3.296
**D	UBS IQ MSCI WORLD EX AUSTRALIA ETHICAL ETF	0	206.471	206.471
**D	UBS IQ MSCI EUROPE ETHICAL ETF	0	7.795	7.795
**D	RUSSELL INVESTMENTS INTERNATIONAL SHARES FUND	0	1.607	1.607
**D	STATE STREET INTERNATIONAL EQUITIES INDEX TRUST	0	12.557	12.557
**D	BLACKROCK AM SCHWEIZ AG OBO BIFS WORLD EX SWITZ EQ	0	82.790	82.790
**D	PEOPLE'S BANK OF CHINA	0	55.875	55.875
**D	FLOURISH INVESTMENT CORPORATION	0	8.196.737	8.196.737
**D	PEOPLE'S BANK OF CHINA	0	696.363	696.363
**D	THE TRUSTEES OF BP PENSION FUND	0	1.229.981	1.229.981
**D	THE TRUSTEES OF CONOCOPHILLIPS PENSION PLAN	0	382.700	382.700
**D	FAMILY INVESTMENTS CHILD TRUST FUND	0	38.751	38.751
**D	FAMILY INVESTMENTS GLOBAL ICVC FAMILY BALANCED INT FUND	0	70.338	70.338
**D	HSBC AS TRUSTEE FOR SSCG EUROPE EX UK EQUITY TRACKER FUND	0	45.855	45.855
**D	AMEC FOSTER WHEELER PENSION PLAN	0	2.335.856	2.335.856
**D	NATWEST TRUSTEE SERV LTD ATO ST. JAMES'S PL GL EQ UN TR	0	187.856	187.856
**D	MANAGED PENSION FUNDS LIMITED	0	202.862	202.862
**D	THE TRUSTEES OF JOHNSON & JOHNSON UK GROUP RETIREMENT	0	1.532.342	1.532.342
**D	OLD MUTUAL LIFE ASSURANCE COMPANY (SOUTH AFRICA) LIMITED	0	157.838	157.838
**D	HBOS INTERNATIONAL INV FUNDS ICVC- EUROPEAN FUND	0	1.700	1.700
**D	HBOS INTERNATIONAL INV FUNDS ICVC- INTERNATIONAL	0	308.468	308.468
**D		0	477.317	477.317

84573/2056

LISTA ESITO DELLE VOTAZIONE

Objetto: Relazione sulla politica in materia di remunerazione e sui compensi corrisposti (II Sez.): compensi corrisposti.
FAVOREVOLI

Badge	Ragione Sociale	Proprio	Delega	Totale
**D	THE TRUSTEES OF GOLDMAN SACHS UK RETIREMENT PLAN	0	8.770	8.770
**D	M+G INVESTMENT FUNDS (1)- M+G EUROPEAN INDEX	0	36.980	36.980
**D	M+G INVESTMENT FUNDS (1)- M+G EUROPEAN SELECT FUND	0	169.088	169.088
**D	THE TRUSTEES OF THE GE UK PENSION COMMON INVESTMENT	0	75.101	75.101
**D	NATIONAL TRUST FOR SCOTLAND	0	57.286	57.286
**D	THE TRUSTEES OF THE CARNEGIE TRUST FOR UNI OF SCOTLAND	0	208.566	208.566
**D	VANGUARD INV FDS ICVC-VANG FTSE DEV WOR LD EX - UK EQF IND	0	593.935	593.935
**D	VANGUARD INV F ICVC-VANGUARD FTSE DEV EUROPE EX-UK EQ INDEX	0	1.052.268	1.052.268
**D	VANGUARD INV FUNDS ICVC-VANGUARD FTSE GLOB ALL CAP IND FUND	0	23.719	23.719
**D	PUBLIC AUTHORITY FOR SOCIAL INSURANCE	0	19.740	19.740
**D	MULTI-MANAGER ICVC - MULTI-MANAGER OREQUITY INCOME FUND	0	252.752	252.752
**D	SCOTTISH WIDOWS INV SOL F ICVC- FUNDAMENTAL INDEX	0	768.398	768.398
**D	INVESTEC FUNDS SERIES II GLOBAL ENERGY FUND	0	169.303	169.303
**D	INVESTEC FUNDS SERIES I - ENHANCED NATURAL RESOURCES FUND	0	12.693	12.693
**D	SCOTTISH WIDOWS OVERSEAS GROWTH INV F ICVC - EURO GROWTH	0	836.299	836.299
**D	SCOTTISH WIDOWS OVERSEAS GROWTH INV FUNDS ICVC-GLOBAL	0	239.298	239.298
**D	SCOTTISH WIDOWS INV SOLUTIONS F ICVC- EUROPEAN (EX UK) EQ FD	0	509.847	509.847
**D	ARROWSTREET ACWI EX US ALPHA EXTENSION TRUST FUND U	0	184.173	184.173
**D	ARROWSTREET EAFE ALPHA EXTENSION TRUST FUND	0	92.312	92.312
**D	CATHOLIC ENDOWMENT FUND, LP	0	9.258	9.258
**D	PINBRIDGE GLOBAL DYNAMIC ASSET ALLOCATION FUND LLC	0	385	385
**D	MONETARY AUTHORITY OF SINGAPORE	0	1.160.013	1.160.013
**D	SPARINVEST GLOBAL VALUE	0	82.129	82.129
**D	MEDIOLANUM GESTIONE FONDI SGR - FLESSIBILE FUTURO ITALIA	0	5.000.000	5.000.000
**D	EPSILON SGR - EPSILON QVALUE	0	2.804	2.804
**D	EPSILON SGR - EPSILON FLESSIBILE AZIONI EURO FEBBRAIO 2021	0	1.080	1.080
**D	EPSILON SGR - EPSILON FLESSIBILE AZIONI EURO NOVEMBRE 2020	0	3.314	3.314
**D	EPSILON SGR - EPSILON FLESSIBILE AZIONI EURO SETTEMBRE 2020	0	4.515	4.515
**D	EPSILON SGR - EPSILON FLESSIBILE AZIONI EURO GIUGNO 2021	0	307	307
**D	EPSILON SGR - EPSILON FLESSIBILE AZIONI EURO APRILE 2021	0	465	465
**D	EURIZON CAPITAL SGR - EURIZON TOP SELEC EQUILIBRIO DIC 2024	0	8.739	8.739
**D	EURIZON CAPITAL SGR - EURIZON MULTIASSET REDDITO MARZO 2022	0	36.360	36.360
**D	EURIZON CAPITAL SGR - EURIZON TOP SELECTION DICEMBRE 2023	0	17.741	17.741
**D	EURIZON CAPITAL SGR - EURIZON TOP SELEC EQUILIBRIO MAG 2024	0	7.057	7.057
**D	EURIZON CAPITAL SGR - EURIZON TOP SELEC PRUDENTE DIC 2023	0	1.401	1.401
**D	EURIZON CAPITAL SGR - EURIZON TOP SELECTION MAGGIO 2023	0	190.407	190.407
**D	EURIZON CAPITAL SGR - EURIZON TRAGUARDO 40 FEBBRAIO 2022	0	63.066	63.066
**D	EURIZON CAPITAL SGR - EURIZON TOP SELECTION MARZO 2023	0	199.351	199.351
**D	EURIZON CAPITAL SGR - EURIZON MULTIASSET REDDITO MARZO 2023	0	44.915	44.915
**D	EURIZON CAPITAL SGR - EURIZON GLOBAL MULTIASSET SEL SET 2022	0	10.400	10.400
**D	EURIZON CAPITAL SGR - EURIZON DISCIPLINA GLOBALE MARZO 2024	0	14.807	14.807
**D	EURIZON CAPITAL SGR - EURIZON MULTIASSET REDDITO OTT 2020	0	17.205	17.205
**D	EURIZON CAPITAL SGR - EURIZON TOP SELEC PRUDENTE MARZO 2024	0	2.965	2.965

LISTA ESITO DELLE VOTAZIONE

Oggetto: Relazione sulla politica in materia di remunerazione e sui compensi corrisposti (II Sez.): compensi corrisposti. FAVOREVOLI

Badge	Regione Sociale	Proprio	Delega	Totale
**D	EURIZON CAPITAL SGR - EURIZON INCOME STRATEGY OTTOBRE 2024	0	190.253	190.253
**D	EURIZON CAPITAL SGR - EURIZON CEDOLA ATTIVA TOP GIUGNO 2023	0	97.404	97.404
**D	EURIZON CAPITAL SGR - EURIZON CEDOLA ATTIVA TOP APRILE 2023	0	30.913	30.913
**D	EURIZON CAPITAL SGR - EURIZON CEDOLA ATTIVA TOP APRILE 2021	0	13.532	13.532
**D	EURIZON CAPITAL SGR - EURIZON PROGETTO ITALIA 70	0	1.015.970	1.015.970
**D	EURIZON CAPITAL SGR - EURIZON MULTIASSET REDDITO NOV 2020	0	26.939	26.939
**D	EURIZON CAPITAL SGR - EURIZON MULTIASSET REDDITO LUGLIO 2022	0	72.101	72.101
**D	EURIZON CAPITAL SGR - EURIZON TOP STAR APRILE 2023	0	82.753	82.753
**D	EURIZON CAPITAL SGR - EURIZON TOP SELEC PRUDENTE GIU 2024	0	2.714	2.714
**D	EURIZON CAPITAL SGR - EURIZON DEFENSIVE TOP SELEC MAR 2025	0	1.697	1.697
**D	EURIZON CAPITAL SGR - EURIZON OPPORTUNITY SELECT LUGLIO 2023	0	17.640	17.640
**D	EURIZON CAPITAL SGR - EURIZON MULTIASSET REDDITO MAGGIO 2020	0	30.653	30.653
**D	EURIZON CAPITAL SGR - EURIZON TOP SELEC CRESCITA GIU 2024	0	11.701	11.701
**D	EURIZON CAPITAL SGR - EURIZON MULTIASSET REDDITO LUGLIO 2023	0	26.480	26.480
**D	EURIZON CAPITAL SGR - EURIZON DEFENSIVE TOP SELEC LUG 2024	0	2.562	2.562
**D	EURIZON CAPITAL SGR - EURIZON DEFENSIVE TOP SELEC OTT 2023	0	3.787	3.787
**D	EURIZON CAPITAL SGR - EURIZON MULTIASSET REDDITO GIUGNO 2020	0	20.299	20.299
**D	EURIZON CAPITAL SGR - EURIZON DISCIPLINA ATTIVA DIC 2022	0	21.912	21.912
**D	EURIZON CAPITAL SGR - EURIZON MULTIASSET VALUTARIO OTT 2023	0	50.047	50.047
**D	EURIZON CAPITAL SGR - EURIZON TOP SELEC CRESCITA SETT 2024	0	13.468	13.468
**D	EURIZON CAPITAL SGR - EURIZON AZIONI ITALIA	0	1.464.127	1.464.127
**D	EURIZON CAPITAL SGR - EURIZON TOP SELEC PRUDENTE DIC 2024	0	2.695	2.695
**D	EURIZON CAPITAL SGR - EURIZON CEDOLA ATTIVA TOP DIC 2020	0	6.047	6.047
**D	EURIZON CAPITAL SGR - EURIZON TOP SELEC EQUILIBRIO MAR 2024	0	9.636	9.636
**D	EURIZON CAPITAL SGR - EURIZON DISCIPLINA ATTIVA OTTOBRE 2021	0	52.500	52.500
**D	EURIZON CAPITAL SGR - EURIZON TOP SELEC CRESCITA DIC 2023	0	3.676	3.676
**D	EURIZON CAPITAL SGR - EURIZON TOP SELEC CRESCITA MAR 2025	0	8.560	8.560
**D	EURIZON CAPITAL SGR - EURIZON CEDOLA ATTIVA TOP OTTOBRE 2022	0	22.808	22.808
**D	EURIZON CAPITAL SGR - EURIZON TOP SELECTION DICEMBRE 2022	0	431.452	431.452
**D	EURIZON CAPITAL SGR - EURIZON CEDOLA ATTIVA TOP APRILE 2022	0	34.420	34.420
**D	EURIZON CAPITAL SGR - EURIZON MULTIASSET REDDITO MAGGIO 2023	0	41.437	41.437
**D	EURIZON CAPITAL SGR - EURIZON CEDOLA ATTIVA TOP MAGGIO 2023	0	33.559	33.559
**D	EURIZON CAPITAL SGR - EURIZON MULTIASSET VALUTARIO MAR 2024	0	31.530	31.530
**D	EURIZON CAPITAL SGR - EURIZON MULTIASSET STRAT FLESS MAG 23	0	22.471	22.471
**D	EURIZON CAPITAL SGR - EURIZON DISCIPLINA ATTIVA MARZO 2022	0	26.505	26.505
**D	EURIZON CAPITAL SGR - EURIZON MULTIASSET REDDITO MAGGIO 2021	0	9.593	9.593
**D	EURIZON CAPITAL SGR - EURIZON TOP SELECTION LUGLIO 2023	0	43.205	43.205
**D	EURIZON CAPITAL SGR - EURIZON MULTIASSET VALUTARIO DIC 2024	0	52.432	52.432
**D	EURIZON CAPITAL SGR - EURIZON DEFENSIVE TOP SELEC DIC 2024	0	728	728
**D	EURIZON CAPITAL SGR - EURIZON MULTIASSET REDDITO DIC 2019	0	8.276	8.276
**D	EURIZON CAPITAL SGR - EURIZON TOP SELEC PRUDENTE MARZO 2025	0	2.135	2.135
**D	EURIZON CAPITAL SGR - EURIZON CEDOLA ATTIVA TOP MAGGIO 2021	0	18.318	18.318

84573/2058

84573/2059

LISTA ESITO DELLE VOTAZIONE

Oggetto: Relazione sulla politica in materia di remunerazione e sui compensi corrisposti (II Sez.): compensi corrisposti. FAVOREVOLI

Badge	Ragione Sociale	Proprio	Delega	Totale
**D	EURIZON CAPITAL SGR - EURIZON TOP SELEC CRESCITA DIC 2024	0	12.525	12.525
**D	EURIZON CAPITAL SGR - EURIZON CEDOLA ATTIVA TOP MAGGIO 2020	0	5.223	5.223
**D	EURIZON CAPITAL SGR - EURIZON MULTIASET VALUTARIO OTT 2024	0	104.984	104.984
**D	EURIZON CAPITAL SGR - EURIZON MULTIASET STRAT FLESS OTT 23	0	17.201	17.201
**D	EURIZON CAPITAL SGR - EURIZON PROGETTO ITALIA 40	0	963.240	963.240
**D	EURIZON CAPITAL SGR - EURIZON DEFENSIVE TOP SELEC MAR 2024	0	5.540	5.540
**D	EURIZON CAPITAL SGR - EURIZON MULTIASET STRAT FLESS GIU 23	0	19.666	19.666
**D	EURIZON CAPITAL SGR - EURIZON DEFENSIVE TOP SELEC MAG 2024	0	1.836	1.836
**D	EURIZON CAPITAL SGR - EURIZON MULTIASET REDDITO DIC 2022	0	30.607	30.607
**D	EURIZON CAPITAL SGR - EURIZON DISCIPLINA GLOBALE MAGGIO 2024	0	3.612	3.612
**D	EURIZON CAPITAL SGR - EURIZON MULTIASET VALUTARIO DIC 2023	0	18.164	18.164
**D	EURIZON CAPITAL SGR - EURIZON MULTIASET REDDITO APRILE 2021	0	18.315	18.315
**D	EURIZON CAPITAL SGR - EURIZON DISCIPLINA ATTIVA MAGGIO 2022	0	53.191	53.191
**D	EURIZON CAPITAL SGR - EURIZON CEDOLA ATTIVA TOP GIUGNO 2022	0	21.140	21.140
**D	EURIZON CAPITAL SGR - EURIZON DISCIPLINA ATTIVA SETT 2022	0	54.636	54.636
**D	EURIZON CAPITAL SGR - EURIZON TOP SELEC EQUILIBRIO MAR 2025	0	9.643	9.643
**D	EURIZON CAPITAL SGR - EURIZON TOP SELEC CRESCITA MAG 2024	0	8.793	8.793
**D	EURIZON CAPITAL SGR - EURIZON CEDOLA ATTIVA TOP OTTOBRE 2020	0	8.489	8.489
**D	EURIZON CAPITAL SGR - EURIZON MULTIASET REDDITO OTT 2022	0	85.205	85.205
**D	EURIZON CAPITAL SGR - EURIZON CEDOLA ATTIVA TOP GIUGNO 2020	0	3.753	3.753
**D	EURIZON CAPITAL SGR - EURIZON TOP SELEC EQUILIBRIO SETT 2024	0	13.979	13.979
**D	EURIZON CAPITAL SGR - EURIZON CEDOLA ATTIVA TOP NOV 2022	0	49.876	49.876
**D	EURIZON CAPITAL SGR - EURIZON DEFENSIVE TOP SELEC LUG 2023	0	7.246	7.246
**D	EURIZON CAPITAL SGR - EURIZON MULTIASET REDDITO OTT 2021	0	36.287	36.287
**D	EURIZON CAPITAL SGR - EURIZON DISCIPLINA ATTIVA DIC 2021	0	24.167	24.167
**D	EURIZON CAPITAL SGR - EURIZON TOP SELECTION GENNAIO 2023	0	69.977	69.977
**D	EURIZON CAPITAL SGR - EURIZON MULTIASET VALUTARIO LUG 2024	0	76.207	76.207
**D	EURIZON CAPITAL SGR - EURIZON MULTIASET VALUTARIO MAR 2025	0	66.652	66.652
**D	EURIZON CAPITAL SGR - EURIZON TOP SELECTION SETTEMBRE 2023	0	38.336	38.336
**D	EURIZON CAPITAL SGR - EURIZON DISCIPLINA ATTIVA LUGLIO 2022	0	42.188	42.188
**D	EURIZON CAPITAL SGR - EURIZON TOP SELEC EQUILIBRIO GIU 2024	0	11.438	11.438
**D	EURIZON CAPITAL SGR - EURIZON TOP SELEC CRESCITA MARZO 2024	0	6.260	6.260
**D	EURIZON CAPITAL SGR - EURIZON HIGH INCOME DICEMBRE 2021	0	85.552	85.552
**D	EURIZON CAPITAL SGR - EURIZON TOP SELEC PRUDENTE MAGGIO 2024	0	2.698	2.698
**D	EURIZON CAPITAL SGR - EURIZON TOP SELEC PRUDENTE SETT 2024	0	2.773	2.773
**D	EURIZON CAPITAL SGR - EURIZON INCOME MULTISTRATEGY MAR 2022	0	18.485	18.485
**D	EURIZON CAPITAL SGR - EURIZON CEDOLA ATTIVA TOP OTTOBRE 2023	0	176.091	176.091
**D	EURIZON CAPITAL SGR - EURIZON MULTIASET REDDITO GIUGNO 2021	0	37.232	37.232
**D	EURIZON CAPITAL SGR - EURIZON MULTIASET VALUTARIO MAG 2024	0	33.826	33.826
**D	EURIZON CAPITAL SGR - EURIZON DEFENSIVE TOP SELEC DIC 2023	0	567	567
**D	EURIZON CAPITAL SGR - EURIZON CEDOLA ATTIVA TOP LUGLIO 2020	0	2.637	2.637
**D	EURIZON CAPITAL SGR - EURIZON MULTIASET REDDITO OTT 2023	0	8.191	8.191
**D	EURIZON CAPITAL SGR - EURIZON PIR ITALIA AZIONI	0	124.080	124.080

LISTA ESITO DELLE VOTAZIONE

Oggetto: Relazione sulla politica in materia di remunerazione e sui compensi corrisposti (II Sez.): compensi corrisposti. FAVOREVOLI

Badge	Ragione Sociale	Proprio	Delega	Totale
**D	EURIZON CAPITAL SGR - EURIZON DEFENSIVE TOP SELEC OTT 2024	0	2.187	2.187
**D	EURIZON CAPITAL SGR - EURIZON CEDOLA ATTIVA TOP MAGGIO 2022	0	39.701	39.701
**D	EURIZON CAPITAL SGR - EURIZON CEDOLA ATTIVA TOP LUGLIO 2021	0	21.620	21.620
**D	EURIZON CAPITAL SGR - EURIZON TOP SELEC CRESCITA MAG 2025	0	1.945	1.945
**D	EURIZON CAPITAL SGR - EURIZON MULTIASSET REDDITO APRILE 2020	0	25.324	25.324
**D	EURIZON CAPITAL SGR - EURIZON TOP SELEC PRUDENTE MAG 2025	0	492	492
**D	EURIZON CAPITAL SGR - EURIZON CEDOLA ATTIVA TOP OTTOBRE 2021	0	9.673	9.673
**D	EURIZON CAPITAL SGR - EURIZON MULTIASSET REDDITO DIC 2021	0	32.188	32.188
**D	EURIZON CAPITAL SGR - EURIZON CEDOLA ATTIVA TOP DIC 2021	0	10.856	10.856
**D	EURIZON CAPITAL SGR - EURIZON TOP SELEC EQUILIBRIO MAG 2025	0	2.306	2.306
**D	STG PFDS CORP EXPRESS MANDRAT ALLIANCE CAPITA	0	15.894	15.894
**D	STITCHING TELEGRAF PENSIOENFONDS 1959	0	19.834	19.834
**D	ONDERLINGE LEVENSVZERKERING MAATSCHAPPIJ 'S-GRAVENHAGE UA	0	186.000	186.000
**D	THE CANADA LIFE ASSURANCE COMPANY	0	4	4
**D	THE CANADA LIFE ASSURANCE COMPANY	0	1	1
**D	CO-OPERATIVE SUPERANNUATION SOCIETY PENSION PLAN	0	1	1
**D	THE GREAT-WEST LIFE ASSURANCE COMPANY	0	136.915	136.915
**D	THE GREAT-WEST LIFE ASSURANCE COMPANY	0	8.674	8.674
**D	THE GREAT-WEST LIFE ASSURANCE COMPANY	0	2.085	2.085
**D	COUNSEL DEFENSIVE GLOBAL EQUITY	0	66.421	66.421
**D	COUNSEL GLOBAL LOW VOLATILITY EQU	0	11.984	11.984
**D	IPC MULTI-FACTOR INTERNATIONAL EQUITY	0	907.115	907.115
**D	INVESTORS LOW VOLATILITY GLOBAL EQUITY FUND	0	526.492	526.492
**D	IPROFILE INTERNATIONAL EQUITY POOL	0	1	1
**D	IUOE LOCAL 793 MEMBERS PENSION BENEFIT TRUST OF ONTARIO	0	1	1
**D	LONDON LIFE INSURANCE COMPANY	0	1	1
**D	LONDON LIFE INSURANCE COMPANY	0	1	1
**D	LONDON LIFE INSURANCE COMPANY	0	1	1
**D	LONDON LIFE INSURANCE COMPANY	0	1	1
**D	LONDON LIFE INSURANCE COMPANY	0	1	1
**D	LONDON LIFE INSURANCE COMPANY	0	1	1
**D	LEITH WHEELER INTERNATIONAL EQUITY PLUS FUND	0	60.797	60.797
**D	GLOBAL ALL CAP EQUITY FUND (SETANTA)	0	11.289	11.289
**D	GLOBAL LOW VOLATILITY FUND (ILIM)	0	2.520	2.520
**D	GROWTH AND INCOME FUND (GWLIM)	0	2.821	2.821
**D	LONDON LIFE PATHWAYS INTERNATIONAL EQUITY FUND	0	6.796	6.796
**D	GLOBAL DIVIDEND CLASS (SETANTA)	0	167.816	167.816
**D	GROWTH AND INCOME CLASS (GWLIM)	0	22.986	22.986
**D	GLOBAL DIVIDEND FUND (SETANTA)	0	158.588	158.588
**D	GLOBAL EQUITY CLASS (SETANTA)	0	49.988	49.988
**D	MCLEAN & PARTNERS PRIVATE INTERNATIONAL EQUITY	0	228.000	228.000
**D	PURPOSE INTERNATIONAL DIVIDEND FUND	0	111.336	111.336
**D	PURPOSE FUND CORP	0	15.549	15.549
**D	RESOLUTE FOREIGN EQUITY MASTER TRUST FUND	0	558.599	558.599

84573/2060

LISTA ESITO DELLE VOTAZIONE

Oggetto: Relazione sulla politica in materia di remunerazione e sui compensi corrisposti (II Sez.): compensi corrisposti.
FAVOREVOLI

Badge	Ragione Sociale	Proprio	Delega	Totale
**D	PIER 21 GLOBAL EQUITY POOL (SETANTA PIER 21 GLOBAL EQUITY POOL)	0	110.823	110.823
**D	PIER 21 EAFE EQUITY POOL (SETANT A)	0	31.100	31.100
**D	T. ROME PRICE INTL CONCENTRATED EQUITY POOL	0	2.637	2.637
**D	TD EMERALD INTERNATIONAL EQUITY INDEX FUND	0	1	1
**D	TD INTERNATIONAL INDEX FUND	0	1	1
**D	TD EUROPEAN INDEX FUND	0	1	1
**D	TD INTERNATIONAL EQUITY INDEX ETF	0	1	1
**D	TD SYSTEMATIC INTERNATIONAL EQUITY LOW VOLATILITY ETF	0	1	1
**D	TD Q GLOBAL DIVIDEND ETF	0	1	1
**D	IMPERIAL INTERNATIONAL EQUITY POOL	0	104.284	104.284
**D	FIRST ASSET MORNINGSTAR INTERNATIONAL VALUE INDEX ETF	0	131.292	131.292
**D	WINDRISE MSCI EAFE INDEX NON-LENDING, FUND FOR EXEMPT ORG.	0	121.868	121.868
**D	CIBC INTERNATIONAL INDEX FUND	0	1	1
**D	CIBC POOLED INTERNATIONAL EQUITY INDEX FUND	0	15.725	15.725
**D	AXA WORLD FUNDS	0	12.831	12.831
**D	BLACKROCK GLOBAL INDEX FUNDS	0	125.263	125.263
**D	INDEXIQ	0	8.552	8.552
**D	MFS MERIDIAN FUNDS	0	125.256	125.256
**D	MFS INVESTMENT FUNDS	0	1.748.842	1.748.842
**D	INVESTEC GLOBAL STRATEGY FUND	0	898.557	898.557
**D	ISHARES MSCI EAFE INTERNATIONAL INDEX FUND	0	1.215.994	1.215.994
**D	ISHARES MSCI ACWI ETF	0	1.073.957	1.073.957
**D	ISHARES MSCI ACWI EX US ETF	0	556.940	556.940
**D	ISHARES GLOBAL ENERGY ETF	0	439.950	439.950
**D	ISHARES MSCI EUROZONE ETF	0	1.421.213	1.421.213
**D	ISHARES EUROPE ETF	0	2.366.924	2.366.924
**D	ISHARES MSCI EAFE ETF	0	423.798	423.798
**D	ISHARES MSCI EAFE VALUE ETF	0	9.360.438	9.360.438
**D	ISHARES MSCI KOKUSAI ETF	0	2.077.171	2.077.171
**D	ISHARES MSCI ITALY ETF	0	8.778	8.778
**D	ISHARES INTERNATIONAL SELECT DIVIDEND ETF	0	1.403.261	1.403.261
**D	ISHARES CORE MSCI EUROPE ETF	0	5.426.024	5.426.024
**D	ISHARES EDGE MSCI MIN VOL EUROPE ETF	0	884.441	884.441
**D	ISHARES EDGE MSCI INTL VALDE FACTOR ETF	0	3.466	3.466
**D	ISHARES EDGE MSCI INTL SIZE FACTOR ETF	0	143.113	143.113
**D	ISHARES ESG MSCI EAFE ETF	0	572	572
**D	ISHARES MSCI GLOBAL ENERGY PRODUCERS ETF	0	495.389	495.389
**D	ISHARES MSCI WORLD ETF	0	71.360	71.360
**D	ISHARES CORE MSCI EAFE ETF	0	48.255	48.255
**D	ISHARES CORE MSCI TOTAL INTERNATIONAL STOCK ETF	0	10.981.295	10.981.295
**D	ISHARES CORE MSCI INTERNATIONAL DEVELOPED MARKETS ETF	0	2.050.848	2.050.848
**D	ISHARES CORE MSCI EAFE IMI INDEX ETF	0	406.520	406.520
**D		0	434.660	434.660

LISTA ESITO DELLE VOTAZIONE

Oggetto: Relazione sulla politica in materia di remunerazione e sui compensi corrisposti (II Sez.): compensi corrisposti. FAVOREVOLI

Badge	Regione Sociale	Proprio	Delega	Totale
**D	ISHARES MSCI EUROPE IMI INDEX ETF	0	48.179	48.179
**D	ISHARES ESG MSCI EAFE INDEX ETF	0	3.190	3.190
**D	ISHARES INTERNATIONAL FUNDAMENTAL INDEX ETF	0	42.781	42.781
**D	ISHARES GLOBAL MONTHLY DIVIDEND INDEX ETF (CAD-HEDGED)	0	48.990	48.990
**D	CONNECTICUT GENERAL LIFE INSURANCE COMPANY	0	6.036	6.036
**D	TOTAL INTERNATIONAL EX U.S. INDEX MASTER PORTFOLIO OF MASTER INV	0	129.285	129.285
**D	ARROWSTREET INTERNATIONAL EQUITY EAFE TRUST FUND	0	159.007	159.007
**D	ARROWSTREET INTERNATIONAL EQUITY ACWI EX US TRUST FUND	0	915.726	915.726
**D	UNITED TECHNOLOGIES CORPORATION EMPLOYEE SAVINGS PLAN MASTER TRU	0	285.167	285.167
**D	BEAR CREEK INC.	0	7.851	7.851
**D	COMMONFUND DIRECT SERIES LLC - CF TROME PRICE EUROPEAN EQUITY SE	0	504.840	504.840
**D	CITY UNIVERSITY OF NEW YORK	0	3.394	3.394
**D	MICROSOFT CORPORATION SAVINGS PLUS 401(K) PLAN	0	377.967	377.967
**D	MFS INTERNATIONAL EQUITY FUND II	0	827.691	827.691
**D	MFS INTERNATIONAL EQUITY FUND	0	266.564	266.564
**D	MFS GLOBAL EQUITY VALUE FUND	0	163.544	163.544
**D	PEG SELECT	0	100.989	100.989
**D	FEDEX CORPORATION EMPLOYEES PENSION TRUST	0	120.123	120.123
**D	FRANKLIN TEMPLETON ETF TRUST - FRANKLIN FTSE EUROPE ETF	0	65.250	65.250
**D	FRANKLIN TEMPLETON ETF TRUST - FRANKLIN FTSE ITALY ETF	0	23.241	23.241
**D	FRANKLIN FTSE EUROPE EX B.K. INDEX ETF	0	34.521	34.521
**D	FRANKLIN TEMPLETON ETF TRUST - FRANKLIN FTSE EUROPE HEDGED ETF	0	1.283	1.283
**D	FRANKLIN TEMPLETON ETF TRUST-FRANKLIN LIBERTY SYSTEMATIC STYLE P	0	13.980	13.980
**D	RAND COMPOSITE EMPLOYEE BENEFIT TRUST	0	29.912	29.912
**D	PIMCO BALANCED INCOME FUND (CANADA)	0	3.994	3.994
**D	HARTFORD MULTI-ASSET INCOME FUND	0	5.977	5.977
**D	HARTFORD INTERNATIONAL EQUITY FUND	0	142.761	142.761
**D	THE HARTFORD INTERNATIONAL VALUE FUND	0	1.849.170	1.849.170
**D	THE HARTFORD GLOBAL REAL ASSET FUND	0	111.035	111.035
**D	ROCHE U.S. RETIREMENT PLANS MASTER TRUST	0	116.434	116.434
**D	KAISER FOUNDATION HEALTH PLAN INC RETIREE HEALTH AND WELFARE PLA	0	47.304	47.304
**D	FIRST CHURCH OF CHRIST SCIENTIST	0	11.372	11.372
**D	JANUS CAPITAL MANAGEMENT LLC	0	360	360
**D	INTECH GLOBAL ALL COUNTRY ENHANCED INDEX FUND LLC	0	1.694	1.694
**D	SUNAMERICA EQUITY FUNDS AIG INTERNATIONAL DIVIDEND STRATEGY FUND	0	69.019	69.019
**D	SUNAMERICA SPECIALTY SERIES AIG INCOME EXPLORER FUND	0	26.033	26.033
**D	SEASONS SERIES TRUST SA PUTNAM ASSET ALLOCATION DIVERSIFIED GROW	0	9.207	9.207
**D	SUNAMERICA SERIES TRUST SA JPM DIVERSIFIED BALANCED PORTFOLIO	0	3.338	3.338
**D	SEASONS SERIES TRUST SA MULTI-MANAGED INTERNATIONAL EQUITY PORTF	0	20.019	20.019
**D	SUNAMERICA SERIES TRUST SA BLACKROCK VCP GLOBAL MULTI ASSET PORT	0	1.769	1.769
**D	SUNAMERICA SERIES TRUST SA SCHRODERS VCP GLOBAL ALLOCATION PORT	0	5.525	5.525
**D	SUNAMERICA SERIES TRUST SA INTERNATIONAL INDEX PORTFOLIO	0	83.596	83.596
**D	SUNAMERICA SERIES TRUST SA TEMPLETON FOREIGN VALUE PORTFOLIO	0	547.648	547.648

84573/2062

84573/2063

LISTA ESITO DELLE VOTAZIONE

Oggetto: Relazione sulla politica in materia di remunerazione e sui compensi corrisposti (II Sez.): compensi corrisposti. FAVOREVOLI


Badge	Regione Sociale	Proprio	Delega	Totale
**D	RP INTERNATIONAL EQUITY FUND	0	276.898	276.898
**D	CAYMAN ISLANDS CHAMBER OF COMMERCE PENSION FUND	0	22.366	22.366
**D	COUNTY OF LOS ANGELES DEFERRED COMPENSATION AND THRIFT PLAN	0	34.560	34.560
**D	LVIP MONDRIAN INTERNATIONAL VALUE FUND	0	1.741.130	1.741.130
**D	LVIP SSGA INTERNATIONAL INDEX FUND	0	596.325	596.325
**D	COUNTY OF LOS ANGELES SAVINGS PLAND THRIFT PLAN	0	127.277	127.277
**D	RHUMBLINE INTERNATIONAL POOLED INDEX TRUST	0	46.485	46.485
**D	ALLIANCEBERNSTEIN INTERNATIONAL ALL-COUNTRY PASSIVE SERIES	0	6.133	6.133
**D	TALCOTT RESOLUTION LIFE INSURANCE COMPANY	0	20.230	20.230
**D	NEW YORK STATE DEFERRED COMPENSATION PLAN	0	45.595	45.595
**D	NORTHWESTERN MUTUAL SERIES FUND, INC. - INTERNATIONAL EQUITY POR	0	1.246.735	1.246.735
**D	NORTHWESTERN MUTUAL SERIES FUND, INC. - RESEARCH INTERNATIONAL C	0	445.100	445.100
**D	CITY OF NEW YORK GROUP TRUST	0	13.000	13.000
**D	CITY OF NEW YORK GROUP TRUST	0	15.000	15.000
**D	CITY OF NEW YORK GROUP TRUST	0	7.329	7.329
**D	CITY OF NEW YORK GROUP TRUST	0	9.679	9.679
**D	CITY OF NEW YORK GROUP TRUST	0	21.590	21.590
**D	CITY OF NEW YORK GROUP TRUST	0	14.329	14.329
**D	CITY OF NEW YORK GROUP TRUST	0	25.450	25.450
**D	CITY OF NEW YORK GROUP TRUST	0	21.060	21.060
**D	CITY OF NEW YORK GROUP TRUST	0	24.470	24.470
**D	CITY OF NEW YORK GROUP TRUST	0	337.158	337.158
**D	CITY OF NEW YORK GROUP TRUST	0	291.955	291.955
**D	CITY OF NEW YORK GROUP TRUST	0	261.740	261.740
**D	CITY OF NEW YORK GROUP TRUST	0	21.930	21.930
**D	FIDELITY COVINGTON TRUST: FIDELITY INTL VALUE FACTOR ETF	0	6.571	6.571
**D	FIDELITY COVINGTON TRUST: FIDELITY TARGETED INTL FACTOR ETF	0	773	773
**D	PIMCO RAE INTERNATIONAL FUND LLC	0	239.284	239.284
**D	PIMCO EQUITY SERIES: PIMCO DIVIDEND AND INCOME FUND	0	55.718	55.718
**D	PIMCO EQUITY SERIES: PIMCO RAE INTERNATIONAL FUND	0	401.268	401.268
**D	PRINCIPAL DIVERSIFIED REAL ASSET CIT	0	70.820	70.820
**D	ARROWSTREET (CANADA) INTERNATIONAL DEVELOPED MARKET EX US FUND I	0	40.707	40.707
**D	POTNAM WORLD TRUST	0	4.026	4.026
**D	PES:PIMCO RAFI DYNAMIC MULTI-FACTOR INTERNATIONAL EQUITY ETF	0	4.420	4.420
**D	ALASKA COMMON TRUST FUND	0	110.211	110.211
**D	RUSSELL INVESTMENTS INSTITUTIONAL FUNDS, LLC INTERNATIONAL EQUIT	0	7.605	7.605
**D	RUSSELL INVESTMENTS INSTITUTIONAL FUNDS, LLC GLOBAL EQUITY PLUS	0	433	433
**D	INTERNATIONAL PUBLIC EQUITY, LLC	0	81.402	81.402
**D	SSGA MSCI ACWI EX-USA INDEX NON-LENDING DAILY TRUST	0	57.097	57.097
**D	SERVICES GROUP OF AMERICA INC	0	660	660
**D	HARTFORD SCHROEDERS INTERNATIONAL MULTI-CAP VALUE FUND	0	898.301	898.301
**D	SIERRA/TEMPLETON INTERNATIONAL EQUITY TRUST	0	38.530	38.530
**D	WILMINGTON TRUST COLLECTIVE INVESTMENT TRUST	0	1.046.567	1.046.567

LISTA ESITO DELLE VOTAZIONE

Oggetto: Relazione sulla politica in materia di remunerazione e sui compensi corrisposti (II Sez.): compensi corrisposti FAVOREVOLI

Badge	Ragione Sociale	Proprio	Delega	Totale
**D	ROMAN CATHOLIC BISHOP OF SPRINGFIELD A CORPORATION SOLE	0	1.746	1.746
**D	TEMPLETON INTERNATIONAL EQUITY FUND	0	887.233	887.233
**D	TENNESSEE CONSOLIDATED RETIREMENT SYSTEM	0	2.271.144	2.271.144
**D	VANGUARD FTSE DEVELOPED EUROPE ALL CAP INDEX ETF	0	36.025	36.025
**D	VANGUARD FTSE DEVELOPED ALL CAP EX NORTH AMERICA INDEX ETF	0	161.093	161.093
**D	VANGUARD DEVELOPED ALL-CAP EX NORTH AMERICA EQUITY INDEX POOLED	0	13.641	13.641
**D	VANGUARD GLOBAL VALUE FACTOR ETF	0	1.651	1.651
**D	VANGUARD FTSE DEVELOPED EX NORTH AMERICA HIGH DIVIDEND YIELD IND	0	4.218	4.218
**D	WELLS FARGO BK DECL OF TRUST ESTABL INVEST FUNDS EMPLOYEE BEN TR	0	88.114	88.114
**D	WELLS FARGO BK DECL OF TRUST ESTABL INVEST FUNDS EMPLOYEE BEN TR	0	13.891	13.891
**D	WILLINGTON COMPOUND GROWTH, L.P.	0	273.089	273.089
**D	WILLINGTON TRUST COLLECTIVE INVESTMENT TRUST	0	195.191	195.191
**D	VANGUARD ENERGY FUND	0	1.556.280	1.556.280
**D	VANGUARD ENERGY FUND	0	907.518	907.518
**D	VANGUARD TOTAL WORLD STOCK INDEX FUND	0	16.096.177	16.096.177
**D	VANGUARD DEVELOPED MARKETS INDEX FUND	0	210.749	210.749
**D	VANGUARD DEVELOPED MARKETS INDEX FUND	0	6.471	6.471
**D	HC CAPITAL TRUST - THE ESG GROWTH PORTFOLIO	0	3.820	3.820
**D	HC CAPITAL TRUST - THE ESG GROWTH PORTFOLIO	0	11.841	11.841
**D	HC CAPITAL TRUST - THE CATHOLIC SRI GROWTH PORTFOLIO	0	156.511	156.511
**D	ARKWRIGHT, LLC	0	4.148	4.148
**D	INTERNATIONAL MONETARY FUND	0	104.565	104.565
**D	PUTNAM VARIABLE TRUST - PUTNAM VT GLOBAL ASSET ALLOCATION FUND	0	68.741	68.741
**D	PUTNAM DYNAMIC ASSET ALLOCATION GROWTH FUND	0	22.190	22.190
**D	PUTNAM DYNAMIC ASSET ALLOCATION BALANCED FUND	0	6.360	6.360
**D	PUTNAM DYNAMIC ASSET ALLOCATION CONSERVATIVE FUND	0	67.787	67.787
**D	PUTNAM TOTAL RETURN TRUST	0	39.007	39.007
**D	PUTNAM RETIREMENT ADVANTAGE GAA GROWTH PORTFOLIO	0	11.034	11.034
**D	PUTNAM RETIREMENT ADVANTAGE GAA BALANCE PORTFOLIO	0	11.186	11.186
**D	PUTNAM RETIREMENT ADVANTAGE GAA CONSERVATIVE PORTFOLIO	0	22.292	22.292
**D	PUTNAM RETIREMENT ADVANTAGE GAA INCOME STRATEGIES PORTFOLIO	0	4.583	4.583
**D	PUTNAM RETIREMENT ADVANTAGE GAA EQUITY PORTFOLIO	0	8.971	8.971
**D	THE STATE OF NEVADA	0	2.331	2.331
**D	PUTNAM DYNAMIC ASSET ALLOCATION EQUITY FUND	0	4.060.252	4.060.252
**D	THORNBURG INVESTMENT INCOME BUILDER FUND	0	10	10
**D	CANADA PENSION PLAN INVESTMENT BOARD	0	10	10
**D	AVV. DARIO TREVISAN RAPPRESENTANTE DESIGNATO IN QUALITA' DI DELEGATO E SUBDELEGATO AI SENSI DELL'ART. 135--NOVIES TUF	0	0	0
**D	CASSA DEPOSITI E PRESTITI S.P.A.	0	936.179.478	936.179.478
**D	MINISTERO DELL'ECONOMIA E DELLE FINANZE	0	157.552.137	157.552.137
**D	HC RENTE	0	23.656	23.656
**D	SIEMENS AC BALANCED SIEMENS FONDS INVEST GMBH	0	14.393	14.393
**D	SIEMENS-FONDS-SIEMENS-RENTE SIEMENS FONDS INVEST GMBH	0	490.721	490.721

84573/2064



84573/9065

LISTA ESITO DELLE VOTAZIONE

Oggetto: Relazione sulla politica in materia di remunerazione e sui compensi corrisposti (II Sez.): compensi corrisposti.
FAVOREVOLI

Badge	Ragione Sociale	Proprio	Delega	Totale
3	AVV. DARIO TREVISAN RAPPRESENTANTE DESIGNATO IN QUALITA' DI DELEGATO AI SENSI DELL'ART. 135-UNDECIES TUF	0	0	0
**D	FONDAZIONE ENPAM	0	18.252.116	18.252.116
**D	FONDAZIONE CASSA DI RISPARMIO DI MODENA	0	3.018.798	3.018.798
**D	CASSA NAZ. PREV. E ASS. INGEGNERI ARCH. L.	0	12.687.050	12.687.050

Totale voti 1.980.713.350

Percentuale votanti % 96,226579

Percentuale Capitale % 54,502266

LISTA ESITO DELLE VOTAZIONE

Oggetto: Relazione sulla politica in materia di remunerazione e sui compensi corrisposti (II Sez.): compensi corrisposti. CONTRARI

Badge	Ragione Sociale	Proprio	Delega	Totale
1	AVV. DARIO TREVISAN RAPPRESENTANTE DESIGNATO IN QUALITA' DI DELEGATO AI SENSI DELL'ART. 135-NOVIES TUF	0	0	0
**D	AVIVA INVESTORS	0	41.920	41.920
**D	UNION INVESTMENT INSTITUTIONAL GMBH	0	86.763	86.763
**D	DKB EUROPA FONDS BAYERINVEST LUXEMBOURG	0	35.711	35.711
**D	BAYERNINVEST KVG MBH	0	21.450	21.450
**D	BAYERNINVEST KAPITALVERWALTUNGSGESELLSCH	0	30.058	30.058
**D	BAYERNINVEST KAPITALVERWALTUNGSGESELLSCHFT MBH	0	14.346	14.346
**D	BAYVK G2 FONDS	0	274.544	274.544
**D	BAYVK A4 FONDS	0	50.585	50.585
**D	CATHOLIC COMMUNITY FOUNDATION OF MINNESO	0	3.745	3.745
**D	INDEP ACTIONS CROISSANCE	0	309.000	309.000
**D	AMPLI MUTUELLE	0	17.400	17.400
**D	AVIVA PATRIMOINE	0	29.519	29.519
**D	AVIVA DIVERSIFIE	0	5.323	5.323
**D	FCP AVIVA INVESTORS SELECTION	0	27.140	27.140
**D	FCP AVIVA INVESTORS CONVICTION	0	252.423	252.423
**D	FCP AVIVA INVESTORS VALORISATION	0	153.453	153.453
**D	FCP AFER ACTIONS EURO	0	1.302.705	1.302.705
**D	FCP AVIVA PERFORMANCE	0	8.268	8.268
**D	FCP AVIVA ACTIONS EURO	0	137.595	137.595
**D	FCP AFER ACTIONS MONDE	0	141.801	141.801
**D	FCP AVIVA STRUCTURE INDEX 3	0	133.492	133.492
**D	FCPE HENKEL DVSF INT EXP	0	763	763
**D	FCP KLESSIA K ACTIONS EURO	0	9.400	9.400
**D	FCP KLESSIA K RETRAITE EURO	0	550.000	550.000
**D	INDEP AM	0	33.000	33.000
**D	CAISSE DES DEPOTS ET CONSIGNATIONS	0	11.404.476	11.404.476
**D	CAISSE DES DEPOTS ET CONSIGNATIONS	0	7.301.331	7.301.331
**D	CAISSE DES DEPOTS ET CONSIGNATIONS	0	46.959	46.959
**D	CAISSE DES DEPOTS ET CONSIGNATIONS	0	46.959	46.959
**D	FCP VILLIERS ACTIONS EUROPE CPR AM	0	283.139	283.139
**D	CAPACITY FONDS INSTITUTIONEL-ACTIONS ETRANGERES PIB	0	22.096	22.096
**D	CAPACITY FONDS INSTITUTIONEL ACTIONS ETRANGERES	0	53.072	53.072
**D	KYBURG INSTITUTIONAL FUND - AKTIEN WELT	0	159.400	159.400
**D	BVK PERSONALVORSORGE DES KANTONS ZURICH	0	180.359	180.359
**D	MANAGED PORTFOLIO SERIES INTL SH FUND 1	0	9.452	9.452
**D	WESTPAC WHOLESALÉ UNHENGED INT SHARE TRU	0	64.222	64.222
**D	BT WHOLESALÉ-MULTI MANAN INTL SHARE FUND	0	25.277	25.277
**D	WSSP/INTERNATIONAL EQUITIES TRUST	0	95.063	95.063
**D	MINISTRY OF ECONOMY AND FINANCE	0	252.161	252.161
**D	AVIVA LIFE & PENSIONS UK LIMITED	0	627.793	627.793
**D	VGW POOLFONDS FAI	0	131.020	131.020

84573/2066

84573/2067

LISTA ESITO DELLE VOTAZIONE

Oggetto: Refazione sulla politica in materia di remunerazione e sui compensi corrisposti (II Sez.): compensi corrisposti.

CONTRARI

Badge	Regione Sociale	Proprio	Delega	Totale
**D	AVIVA INVESTORS FUNDS ICVC-AVIVA INAVIVA INVESTORS FUNDS ICVC-AVIVA INCOME FUND	0	154.369	154.369
**D	AVIVA INVESTORS INVESTMENT FUNDS IC	0	40.454	40.454
**D	STICHTING PENSIOENFONDS VOOR HUISARTSEN	0	70.350	70.350
**D	LBPAM ISR AVENIR EURO	0	7.523	7.523
**D	FCP LBPAM ACTIONS VALUE EURO	0	1.098.291	1.098.291
**D	LBPAM ACTIONS EURO LARGE CAP	0	171.892	171.892
**D	LBPAM IRC ACTIONS ISR	0	279.386	279.386
**D	FCP LBPAM DIVERSIFIE FOCUS OBLIG 3 5	0	12.193	12.193
**D	FCP LBPAM IRC ACTIONS EURO MIN VAR	0	75.755	75.755
**D	FRIENDS LIFE FUNDS LIMITED	0	347.449	347.449
**D	FRIENDS LIFE AND PENSIONS LIMITED PIXHAM END	0	691.785	691.785
**D	AI 50:50 GLOBAL EQUITY FUND	0	395.107	395.107
**D	AI STRATEGIC GLOBAL EQUITY FUND	0	200.378	200.378
**D	CAISSE INTER ENTREP DE PREV PROFES CIEPP	0	215.849	215.849
**D	UNIVERSITE DE GENEVE	0	38.178	38.178
**D	BAYERINVEST VECO-FONDS B. KAPITALVERWALTUNGSESELLSCHAFT	0	25.918	25.918
**D	BAYERINVEST VALUE PLUS FONDS	0	202.000	202.000
**D	BAYERN INVEST LIBI-FONDS B. KAPITALVERWALTUNGSESELLSCHAFT	0	31.722	31.722
**D	SWISSCANTO FONDSLEITUNG AG	0	1.086.728	1.086.728
**D	PENSIONSKASSE DES BRENDES PUBLICA	0	541.739	541.739
**D	BAYERINVEST KAPITALVERWALTUNGSESELLSCHAFT MBH	0	1.469.059	1.469.059
**D	LOMBARD ODIER FUNDS (SWITZERLAND) SA I3D	0	247.895	247.895
**D	FCP VILLIERS ACTIONS EUROPE SYST AGI	0	240.350	240.350
**D	RPTCL GRPF RAILPEN IVAL	0	2.071.245	2.071.245
**D	UPMC BMO FCP	0	43.704	43.704
**D	BNYMTD RM GLOBAL HIGH ALPHA FUND	0	42.855	42.855
**D	UPMC BMO PENSION	0	41.713	41.713
**D	UPMC BMO	0	28.891	28.891
**D	ZDENTWAREN ROBECO MANAGED	0	44.405	44.405
**D	AL TRUST AKTIEN EUROPA SPK	0	18.779	18.779
**D	STICHTING BEDRIJFSPENSIOENFONDS VOOR	0	58.928	58.928
**D	STATE OF WISCONSIN INVESTMENT BOARD	0	1.430.771	1.430.771
**D	BOK KIC GEEQ2 0	0	5.546	5.546
**D	BOK KIC GPEQ0	0	20.626	20.626
**D	EMPLOYEES RETIREMENT TRUST OF BANK OF MONTREAL HARRIS	0	63.564	63.564
**D	CZ ANDELEN SSGA	0	30.092	30.092
**D	IOWA PUBLIC EMPLOYEES RETIREMENT SYSTEM	0	782.890	782.890
**D	AL TRUST H3 FONDS SPK	0	133.357	133.357
**D	AL TRUST FONDS SP 7 SPK	0	259.191	259.191
**D	BOA PENSION SSGA	0	127.027	127.027
**D	MI FONDS K10 SPK	0	60.161	60.161
**D	CITIBANK NEW YORK A.D.R. DEPT	0	19.668	19.668
**D	CITIBANK NEW YORK A.D.R. DEPT	0	3.734	3.734

LISTA ESITO DELLE VOTAZIONE

Oggetto: Relazione sulla politica in materia di remunerazione e sui compensi corrisposti (II Sez.): compensi corrisposti. CONTRARI

Badge	Ragione Sociale	Proprio	Delega	Totale
**D	CITIBANK NEW YORK A.D.R. DEPT	0	8.948	8.948
**D	CITIBANK NEW YORK A.D.R. DEPT	0	3.922	3.922
**D	CITIBANK NEW YORK A.D.R. DEPT	0	24.842	24.842
**D	CITIBANK NEW YORK A.D.R. DEPT	0	16.450	16.450
**D	CITIBANK NEW YORK A.D.R. DEPT	0	17.850	17.850
**D	LA BANQUE POSTALE A M. ARCALIS	0	1.738	1.738
**D	HALEUY A3	0	15.096	15.096
**D	SEI GLOBAL MASTER FUND PLC- TH	0	166.001	166.001
**D	SEI GLOBAL MASTER FUND PLC - T	0	34.327	34.327
**D	COMPASSURANCES	0	50.740	50.740
**D	REGARD SELECTIF ACTIONS MONDE	0	3.391.758	3.391.758
**D	REGARD ACTIONS DEVELOPPEMENT DURABLE	0	25.000	25.000
**D	REGARD SELECTIF ACTIONS EUROPEENNES	0	200.000	200.000
**D	ARE MG	0	370.000	370.000
**D	CNP TOCQUEVILLE VALUE EUROPE ISR	0	40.000	40.000
**D	LBPAM ACTIONS OPTI INDICE EURO	0	280.485	280.485
**D	LBPAM STRATEGIE PEA 2	0	12.671	12.671
**D	LBPAM ACTIONS EUROPE 50	0	70.311	70.311
**D	LBPAM STRATEGIE PEA 1	0	66.266	66.266
**D	TONI ACTIONS 100	0	49.810	49.810
**D	VIVACCIO ACTIONS	0	137.731	137.731
**D	LBPAM ACTIONS INDICE EURO	0	938.062	938.062
**D	LBPAM ACTIONS 80	0	407.087	407.087
**D	LBPAM ACTIONS EUROPE MONDE	0	133.250	133.250
**D	REGARD ACTIONS EURO	0	88.781	88.781
**D	LA BANQUE POSTALE ASSET MANAGEMENT	0	400.000	400.000
**D	ECOFI ACTIONS SCR	0	2.912	2.912
**D	RENDEMENT DIVERSIFIE M	0	17.874	17.874
**D	UNION INVESTMENT LUXEMBOURG SA	0	29.623	29.623
**D	UBS FUNDMANAGEMENT	0	342.031	342.031
**D	STICHTING DELA DEPOSITARY AND MANAGEMENT OUDE STADSGRACHT	0	90.190	90.190
**D	STICHTING PENSIOENFONDS VAN DE METALEKTRO (PME)	0	493.462	493.462
**D	CHURCH OF ENGLAND INVESTMENT FUND FOR PENSIONS	0	1.398.215	1.398.215
**D	RIVER AND MERCANTILE GLOBAL HIGH ALPHA FUND	0	72.277	72.277
**D	STICHTING INSTITUUT GAK	0	26.124	26.124
**D	WEST YORKSHIRE PENSION FUND	0	11.843	11.843
**D	MERSEY-SIDE PENSION FUND	0	500.000	500.000
**D	STICHTING BEDRIJFSTARENTOENFONDS VOOR HET SCHOONMAAK EN GLAZENWASSER SBEDRIJF	0	100.000	100.000
**D	STICHTING BEDRIJFSTARENTOENFONDS VOOR HET BEROEPSVERVOER OVER DE WEG	0	113.519	113.519
**D	STICHTING BEDRIJFSTARENTOENFONDS VOOR HET BEROEPSVERVOER OVER DE WEG	0	1.034.724	1.034.724
**D	THE EUROPEAN ORGANIZATION FOR NUCLEAR RESEARCH PENSION FUND	0	394.816	394.816
**D	STICHTING BEDRIJFSTARENTOEN FONDS VOOR DE DETAILHANDEL	0	465.674	465.674
**D	STICHTING PENSIOENFONDS METAAL EN TECHNIEK MN SERVICES	0	468.740	468.740

84573/2068

84573/2069

LISTA ESITO DELLE VOTAZIONE

Oggetto: Relazione sulla politica in materia di remunerazione e sui compensi corrisposti (II Sez.): compensi corrisposti.

CONTRARI

Badge	Ragione Sociale	Proprio	Delega	Totale
**D	STICHTING MN SERVICES	0	1.723.023	1.723.023
**D	STICHTING MN SERVICES AANDELENFONDS EUROPA.	0	250.830	250.830
**D	BMO DISCIPLINED INTERNATIONAL EQUITY FUND	0	71.960	71.960
**D	BMO MSCI EAFE INDEX ETF	0	504.704	504.704
**D	BMO MSCI EAFE VALUE INDEX ETF	0	1.844	1.844
**D	BMO CORPORATE CLASS INC.	0	99.821	99.821
**D	BMO MONTHLY INCOME FUND	0	92.996	92.996
**D	BMO GLOBAL EQUITY FUND	0	5.934	5.934
**D	BMO INTERNATIONAL EQUITY FUND	0	250.522	250.522
**D	BMO DIVERSIFIED INCOME PORTFOLIO	0	43.111	43.111
**D	THE TRUSTEES OF ELECTRONIC DATA SYSTEMS 1994 PENSION	0	5.874	5.874
**D	THE TRUSTEES OF ELECTRONIC DATA SYSTEMS LTD	0	22.477	22.477
**D	BMO INVESTMENT FUNDS (UK) ICVC IV BMO GLOBAL EQUITY FUND	0	84.452	84.452
**D	STICHTING PENSIOENFONDS PGB UBS- MSCI EUROPE EQUITY PASSIVE	0	1.186.807	1.186.807
**D	STICHTING PENSIOENFONDS PGB UBS- GLOBAL EQUAL WEIGHTED EQUITY	0	72.557	72.557
**D	STICHTING BEDRIJFSPENSIOENFONDSVOOR DE LANDBOUW MANDAAT BLACKRO	0	217.733	217.733
**D	STG PFDS ACHMEA MANDAAT BLACKROCK	0	127.797	127.797
**D	STICHTING PENSIOENFONDS PGB	0	100.620	100.620
**D	STICHTING PENSIOENFONDS WOMEN	0	63.737	63.737
**D	BMO PRIVATE INTERNATIONAL EQUITY PORTFOLIO	0	772.364	772.364
2	AVV. DARIO TREVISAN RAPPRESENTANTE DESIGNATO IN QUALITA' DI DELEGATO E SUBDELEGATO AI SENSI DELL'ART. 135-NOVIES TUF	0	0	0
***	SONNESSA ALFREDO	0	1	1
***	TELESCA FRANCESCO SAVERIO	0	1	1
**D	FONDAZIONE FIRANZA ETICA	0	80	80
***	BAVA MARCO GEREMIA CARLO	0	1	1
***	ROSANIA ELMAN	0	2	2
**D	COM ARIA PULITA BAS ONLUS	0	1	1
**D	LIBERIAMO LA BASILICATA	0	1	1
Totale voti			55.517.100	
Percentuale votanti %			2,697120	
Percentuale Capitale %			1,527635	

LISTA ESITO DELLE VOTAZIONE

Oggetto: Relazione sulla politica in materia di remunerazione e sui compensi corrisposti (II Sez.): compensi corrisposti.
ASTENUTI

Badge	Ragione Sociale	Proprio	Delega	Totale
1	AVV. DARIO FREVISAN RAPPRESENTANTE DESIGNATO IN QUALITA' DI DELEGATO AI SENSI DELL'ART. 135-NOVIES TUF	0	0	0
**D	HELABA INVEST KAPITALANLAGEGESELLSCHAFT	0	18.492	18.492
**D	ALLIANZGI FONDS AFNIESA	0	78.335	78.335
**D	ALLIANZGI FONDS FEV	0	7.296	7.296
**D	ALLIANZ GI FONDS RANW II	0	50.000	50.000
**D	ALLIANZGI FONDS GANW 2	0	7.522	7.522
**D	ALLIANZGI FONDS PFD	0	1.976	1.976
**D	ALLIANZGI FONDS REINVEST	0	2.966	2.966
**D	ALLIANZGI FONDS WERT	0	3.500	3.500
**D	ALLIANZGI FONDS UGF	0	7.000	7.000
**D	ALLIANZGI FONDS DPF DILLINGER PENSIONSFO	0	19.249	19.249
**D	ALLIANZGI FONDS GANW	0	1.294	1.294
**D	ALLIANZGI FONDS FIB	0	40.000	40.000
**D	ALLIANZGI FONDS AVP	0	1.948	1.948
**D	DBI FONDS EBB	0	10.560	10.560
**D	ALLIANZGI FONDS TOB	0	7.930	7.930
**D	ALLIANZGI FONDS GDP	0	8.000	8.000
**D	ALLIANZGI FONDS NICO	0	1.854	1.854
**D	ALLIANZGI FONDS MAV	0	6.317	6.317
**D	ALLIANZGI FONDS PGD	0	10.842	10.842
**D	ALLIANZGI FONDS DUMHILL	0	6.520	6.520
**D	ALLIANZGI FONDS VSBW	0	30.025	30.025
**D	ALLIANZGI FONDS SIV	0	3.702	3.702
**D	SUEWE COFONDS	0	25.000	25.000
**D	ALLIANZGI FONDS PF1	0	9.887	9.887
**D	HFZH COFONDS	0	10.000	10.000
**D	ALLIANZGI FONDS PTV2	0	95.751	95.751
**D	ALLIANZGI FONDS AFE	0	60.699	60.699
**D	ALLIANZGI FONDS PF2	0	98.899	98.899
**D	ALLIANZGI FONDS SVKK	0	2.474	2.474
**D	KRESHILFE 2 FONDS	0	4.210	4.210
**D	ALLIANZGI FONDS CAESAR	0	7.820	7.820
**D	ALLIANZGI FONDS DEWS	0	8.135	8.135
**D	ALLIANZGI FONDS OB PENSION	0	18.822	18.822
**D	SDK K3 FONDS	0	4.080	4.080
**D	ALLIANZGI-FONDS DSPT	0	107.410	107.410
**D	UKA-FONDS	0	55.859	55.859
**D	DEWA FONDS SVK 2	0	15.000	15.000
**D	BUREAU OF LABOR FUNDS-LABOR PENSION FUND	0	1.108	1.108
**D	BUREAU OF LABOR FUNDS-LABOR INSURANCE FU	0	1.825	1.825
**D	ALLIANZ CGI SUBFONDS EQUITIES	0	40.000	40.000
**D	SONDERVERMOGEN ALLIANZGI-FONDS DSW-DREFO	0	6.822	6.822

84573/2020

84573/2021

LISTA ESITO DELLE VOTAZIONE

Oggetto: Relazione sulla politica in materia di remunerazione e sui compensi corrisposti (II Sez.): compensi corrisposti.
ASTENUTI

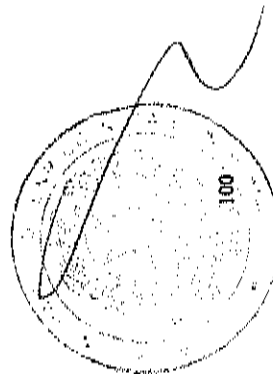
Badge	Ragione Sociale	Proprio	Delega	Totale
**D	SONDERVERMOEGEN ALLIANZ ADAC AV FONDS	0	1.794.577	1.794.577
**D	ALLIANZ PV-WS RCM SYSPRO INDEXING EUROLAND	0	23.068	23.068
**D	ALLIANZ PV-WS RCM SYSPRO VALUE EUROPE	0	153.576	153.576
**D	SONDERVERMOEGEN ALLIANZ VKA FONDS	0	401.320	401.320
**D	CENTRAL FINANCE BOARD METHODIST CHURCH	0	10.024	10.024
**D	ALLIANZ CHOICE BEST STYLES EUROPE FUND	0	62.100	62.100
**D	BEST INVESTMENT CORPORATION	0	98.912	98.912
**D	DEUTSCHE ASSET MANAGEMENT INVESTMENT GMBH ON BEHALF OF DEUTSCHE DCG EQ	0	23.939	23.939
**D	DWS INVESTMENT GMBH ON BEHALF OF DEAM FONDS ZDV	0	44.444	44.444
**D	DWS INVESTMENT GMBH	0	867.458	867.458
**D	CITIBANK NEW YORK A.D.R. DEPT	0	3.762	3.762
**D	CITIBANK NEW YORK A.D.R. DEPT	0	15.214	15.214
**D	CITIBANK NEW YORK A.D.R. DEPT	0	5.328	5.328
**D	CITIBANK NEW YORK A.D.R. DEPT	0	3.270	3.270
**D	CITIBANK NEW YORK A.D.R. DEPT	0	452	452
**D	CITIBANK NEW YORK A.D.R. DEPT	0	289.608	289.608
**D	CHALLENGE FUNDS - CHALLENGE ITALIAN EQUITY	0	700.000	700.000
**D	TEACHERS' RETIREMENT SYSTEM OF OKLAHOMA	0	66.929	66.929
**D	CHALLENGE PROVIDENT FUND 2	0	45.219	45.219
**D	CHALLENGE PROVIDENT FUND 1	0	429.775	429.775
**D	MEDIO M STANLEY GLEBL SLTN 1 -CASH	0	111.150	111.150
**D	CHALLENGE ENERGY FUND 2	0	37.202	37.202
**D	DWS INVESTMENT GMBH FOR VERMOEGENSMANAGEMENT	0	60.034	60.034
**D	DWS INVESTMENT GMBH FOR ALBATROS FONDS	0	13.576	13.576
**D	DWS INVESTMENT GMBH FOR DWS VORSORGE AS (DYNAMIK)	0	31.599	31.599
**D	DWS INVESTMENT GMBH FOR DWS VORSORGE AS (FLEX)	0	12.917	12.917
**D	DWS INVESTMENT GMBH FOR DYNAMIC EUROPE BALANCE	0	22.965	22.965
**D	DWS INVESTMENT GMBH FOR MULTI-INDEX EQUITY FUND	0	18.978	18.978
**D	ALLIANZ GLOBAL INVESTORS GMBH FOR DBI-FONDS SFT 4	0	14.750	14.750
**D	ALLIANZ GLOBAL INV GMBH FOR ALLIANZGI-FONDS SFT2	0	51.716	51.716
**D	DWS INVESTMENT GMBH FOR DEAM FONDS BBS	0	11.400	11.400
**D	XTRACKER (IE) PUBLIC LIMITED COMPANY	0	660.022	660.022
**D	ALLIANZ GLOBAL INVESTORS GMBH FOR ALLIANZ VERM. EUROPA	0	593.075	593.075
**D	DWS INVESTMENT GMBH FOR DEAM-FONDS PPC GEQ	0	4.704	4.704
**D	DWS INVESTMENT GMBH FOR DEAM-FONDS BW GERMANY	0	8.525	8.525
**D	DWS INVESTMENT GMBH FOR DEAM-FONDS BBRI	0	76.500	76.500
**D	DWS INVESTMENT GMBH FOR DEAM FONDS SVOP	0	9.404	9.404
**D	DWS INVESTMENT GMBH FOR STIFTUNGSFONDS SVOP 1	0	7.986	7.986
**D	DWS INVESTMENT GMBH FOR DEAM-FONDS CPT	0	20.000	20.000
**D	DWS INVESTMENT GMBH FOR DEAM-FONDS PG EQ	0	53.488	53.488
**D	DWS INVESTMENT GMBH FOR DEAM-FONDS GSK 1	0	32.004	32.004
**D	ALLIANZ GLOBAL INVESTORS GMBH FOR ALLIANZGI-FONDS VDB	0	16.911	16.911
**D	ZURICH INVEST ICAV	0	230.257	230.257

LISTA ESITO DELLE VOTAZIONE

Oggetto: Relazione sulla politica in materia di remunerazione e sui compensi corrisposti (II Sez.): compensi corrisposti.
ASTENUTI

Badge	Ragione Sociale	Proprio	Delega	Totale
**D	DB X-TRACKERS	0	9.837.973	9.837.973
**D	DEUTSCHE AM MULTI ASSET PIR FUND	0	404.617	404.617
**D	DWS INVESTMENT S.A. FOR ZURICH GLOBAL EQUITY	0	9.827	9.827
**D	DWS INVESTMENT S.A. FOR AEREO - DER WELTFONDS	0	48.975	48.975
**D	ALLIANZ GLOBAL INVESTORS FUND	0	858.498	858.498
**D	ALLIANZ SUISSE - STRATEGY FUND	0	5.553	5.553
**D	METALRENT FONDS PORTFOLIO	0	57.696	57.696
**D	AZ EURO INVESTMENTS S.A.	0	451.289	451.289
**D	RP RENDITE PLUS	0	12.128	12.128
**D	XTRACKERS (IE) PUBLIC LIMITED COMPANY	0	245.078	245.078
**D	ORIO NATIONAL FUND, INC. - ON INTERNATIONAL EQUITY PORTFOLIO	0	1.517	1.517
**D	ALLIANZ AZIONI EUROPA	0	229.250	229.250
**D	ALLIANZ AZIONI ITALIA ALL STARS	0	950.000	950.000
**D	ALLIANZ ITALIA 50 SPECIAL	0	25.000	25.000
2	AVV. DARIO TREVISAN RAPPRESENTANTE DESIGNATO IN QUALITA' DI DELEGATO E SUBDELEGATO AI SENSI DELL'ART. 135-NOVIES TUF	0	0	0
**D	ASS.NE CASSA NAZ. DI PREVIDENZA E ASS.ZA FAV. RAGIONIERI E HERITI COMMERCIALI	0	971.965	971.965
**D	CASSA NAZIONALE DEI RAGIONIERI	0	7.796	7.796

Totale voti 22.154.429
 Percentuale votandi % 1,076302
 Percentuale Capitale % 0,609612



Azionisti in delega.

LISTA ESITO DELLE VOTAZIONE

Oggetto: Relazione sulla politica in materia di remunerazione e sui compensi corrisposti (II Sez.): compensi corrisposti.
NON VOTANTI

Badge	Ragione Sociale	Proprio	Delega	Totale
Totale voti	0			
Percentuale votanti %	0,000000			
Percentuale Capitale %	0,000000			

LISTA ESITO DELLE VOTAZIONE

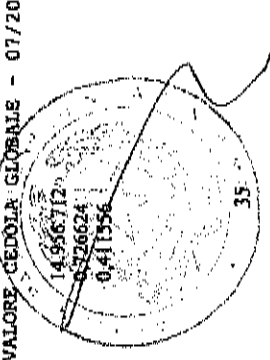
Oggetto: Relazione sulla politica in materia di remunerazione e sui compensi corrisposti (II Sez.): compensi corrisposti.
VOTI ESCLUSI DAL QUORUM Deliberativo

Badge	Ragione Sociale	Proprio	Delega	Totale
1	AVV. DARIO TREVISAN RAPPRESENTANTE DESIGNATO IN QUALITA' DI DELEGATO AI SENSI DELL'ART. 135-NOVIES TUF	0	0	0
**D	BANCOPOSTA AZIONARIO EUR	0	268.371	268.371
**D	GIE ALLEANZA OBBLICAZIONARIO	0	389.084	389.084
**D	BP AZION FLESSIBILE	0	62.816	62.816
**D	BANCOPOSTA GLOBAL EQUITY LTE BANCOPOSTA	0	3.589	3.589
**D	GENERALI INVESTMENTS SICAV	0	16.565	16.565
**D	GENERALI SMART FUNDS SICAV	0	120.198	120.198
**D	KAIROS INTERNATIONAL SICAV - ITALIA	0	500.000	500.000
**D	KAIROS INTERNATIONAL SICAV EUROPAESG	0	12.000	12.000
**D	KAIROS INTERNATIONAL SICAV - TARGET ITALY ALPHA	0	26.000	26.000
**D	POSTE INVESTO SOSTENIBILE BANCOPOSTA FON	0	9.598	9.598
**D	BP ORIZZONTE REDDITO	0	56.314	56.314
**D	GENERALI MULTIPORTFOLIO SOLUTIONS SICAV	0	214.477	214.477
**D	GENERALI INVESTMENTS SICAV	0	673.935	673.935
**D	INTERFUND SICAV INTERFUND EQUITY ITALY	0	119.000	119.000
**D	FIDEURAM ASSET MANAGEMENT (IRELAND) FONDITALIA EQUITY ITALY	0	2.623.000	2.623.000
**D	PRAMERICA SICAV	0	1.500.000	1.500.000
**D	FIDEURAM INVESTIMENTI SGR - FIDEURAM ITALIA	0	113.000	113.000
**D	FIDEURAM INVESTIMENTI SGR - PIANO AZIONI ITALIA	0	1.798.000	1.798.000
**D	FIDEURAM INVESTIMENTI SGR - PIANO BILANCIATO ITALIA 50	0	390.000	390.000
**D	FIDEURAM INVESTIMENTI SGR - PIANO BILANCIATO ITALIA 30	0	31.000	31.000
**D	EIS - FLEXIBLE EQUITY STRATEGY 2	0	414.860	414.860
**D	EIS - EURO EQUITY INSURANCE CAPITAL LIGHT	0	174.914	174.914
**D	EUF - CONSERVATIVE ALLOCATION	0	115.663	115.663
**D	ISE - VALORE CEDOLA GLOBALE - 09/2015	0	1.831	1.831
**D	EUF - ITALIAN EQUITY OPPORTUNITIES	0	281.295	281.295
**D	EUF - AZIONI STRATEGIA FLESSIBILE	0	4.055.820	4.055.820
**D	EUF - ACTIVE ALLOCATION	0	680.000	680.000
**D	ISE - DYNAMIC INCOME MULTITRENDER - 01/2016	0	1.397	1.397
**D	EUF - EQUITY EUROPE LTE	0	138.001	138.001
**D	ISE - VALORE CEDOLA GLOBALE - 04/2015	0	3.148	3.148
**D	EUF - FLEXIBLE EUROPE STRATEGY	0	10.739	10.739
**D	EUF - EQUITY EURO LIFE	0	62.364	62.364
**D	ISE - GLOBAL DYNAMIC MULTITRENDER - 06/2015	0	1.559	1.559
**D	EUF - EQUITY ITALY SMART VOLATILITY	0	86.318	86.318
**D	ISE - VALORE CEDOLA GLOBALE - 07/2015	0	1.856	1.856

Totale voti

Percentuale votanti %

Percentuale Capitale %



Azionisti in delega:

84573/2076

LISTA ESITO DELLE VOTAZIONE

Oggetto: Relazione sulla politica in materia di remunerazione e sui compensi corrisposti (II Sez.): compensi corrisposti.
VOTI ESCLUSI DAL QUORUM Deliberativo

Badge	Ragione Sociale	Proprio	Delega	Totale
-------	-----------------	---------	--------	--------

84573 / 2075