

Eni
Country
by Country
Report
2019



Mission



We are an energy company.

We concretely support a just energy transition,

with the objective of preserving our planet


and promoting an efficient
and sustainable access to energy for all.

Our work is based on passion and innovation,

on our unique strengths and skills,
on the equal dignity of each person,
recognizing diversity as a key value for human development,

on the responsibility, integrity and transparency of our actions.

We believe in the value of long-term partnerships
with the Countries and communities where we operate,
bringing long-lasting prosperity for all.



The new mission represents more explicitly the Eni's path to face the global challenges, contributing to achieve the SDGs determined by the UN in order to clearly address the actions to be implemented by all the involved players.

THE SUSTAINABLE DEVELOPMENT GOALS Global goals for a sustainable development

The 2030 Agenda for Sustainable Development, presented in September 2015, identifies the 17 Sustainable Development Goals (SDGs) which represent the common targets of sustainable development on the current complex social problems. These goals are an important reference for the international community and Eni in managing activities in those Countries in which it operates.



Country-by-Country Report 2019

2	Introduction
3	Eni Group organizational structure
4	Basis of presentation
10	Country-by-Country Report
10	Eni Group – summary
12	Europe
20	Africa
23	Asia and Oceania
27	Americas

Introduction

The “Base erosion and profit-shifting - BEPS” action plan promoted by the Organisation for Economic Cooperation and Development (OECD) with the endorsement of the G20 countries is designed to ensure that taxable income of multinational enterprises (MNEs) is apportioned to the jurisdictions where their economic activities are occurring proportionally to value generation. “Base erosion” means the reduction in a country’s overall tax revenues as a consequence of “profit shifting” i.e.: the targeted contractual arrangements under which MNEs may move profits from one tax jurisdiction to another in order to minimize income tax payments.

Eni adheres to the principles of the OECD’s BEPS project and the Group’s tax strategy as approved by the Eni’s Board of Directors on May 24, 2018 fully uphold those principles. Management decisions are driven by industrial and commercial objectives, and tax considerations support the achievement of those objectives. Eni does not set up artificial contractual schemes that are purely tax-driven. The Group’s core hydrocarbon exploration, development and extraction business, which generates almost all of the income taxes incurred by Eni, is subject to taxation in the countries owning oil and gas reserves and where the Group oil&gas operations are carried out, in accordance with local contractual provisions and tax rules. Therefore, Eni fulfils its tax obligations in the countries where the Group’s economic activity is pursued and where value is generated.

The BEPS Action Plan is divided into 15 action points. Action 13 (Transfer Pricing Documentation and Country-by-Country Reporting) requires MNEs to prepare a “BEPS Country-by-Country Report” (CbC Report) presenting a MNE’s group allocation of income, taxes and business activities on a tax jurisdiction-by-tax jurisdiction basis. The CbC Report is a tool enabling tax administrations to undertake risk assessment and is forwarded by the Italian tax administration to all tax administrations which have signed an agreement with Italian authorities for the exchange of information.

In Italy, in accordance with Law no. 208/2015 as enacted by Ministry of Economy and Finance Decree 23/2017, Eni has to submit data relating to each tax jurisdictions where the Group is currently conducting business to the Italian Tax Agency in each fiscal year. This submission has to conform to the reporting template approved by the OECD. Although Eni does not have any obligation to share this information with the market and the public, Eni is publishing its CbC Report, in the belief that this will enhance transparency and make a wide reach of stakeholders knowledgeable about this matter.

Eni Group organizational structure

1. Subsidiary undertakings

As at December 31, 2019, the Eni Group organizational structure was as follows:

		Italy	Outside Italy
Subsidiary undertakings	225	38	187
Exploration & Production segment	141	9	132
Other business activities	84	29	55

The 132 foreign subsidiary undertakings engaged in the Exploration & Production (E&P) segment are participated by three international sub-holding: Eni International BV, a company incorporated in the Netherlands, Eni Investment Plc, a company incorporated in the UK and Eni Petroleum Co Inc., an operating holding company incorporated in the USA.

These 132 subsidiary undertakings engage in exploration, field development and extraction of hydrocarbons in 41 countries. Operations are based on concessions awarded by governments or on production sharing contracts with governments or state-owned petroleum companies. These contracts apportion the volumes of hydrocarbons produced between the Eni subsidiaries and the government/state-owned entities according to variable schemes. Therefore, the amount of taxes is totally unrelated to the jurisdiction where the Eni subsidiary is incorporated. E&P subsidiaries are either incorporated in the countries where they are conducting the business, or they can be incorporated in a third country and are conducting the business through a permanent establishment (PE), whose income is subject to taxation in accordance with the tax laws of the country where operations are carried out.

The breakdown by jurisdiction of the 132 E&P subsidiaries incorporated outside Italy is given below.

- 69 subsidiaries are incorporated in the countries where they are operating; several non-OECD countries require legal entities to be incorporated under local law in order to qualify for mineral rights and petroleum contracts.
- 63 subsidiaries are conducting operations in hydrocarbon reserve-rich countries through PEs and are incorporated elsewhere, mainly in the Netherlands, in the UK and in Italy. Eni does incorporate a legal entity in a jurisdiction other than that where operations are located, with aim to standardize certain aspects of corporate governance across Group subsidiaries as in the case of the ability to hold corporate documentation and records in the English language and to prepare financial statements in the US dollar, which is the currency generally adopted in the oil and gas sector.

With regard to Eni's other business activities – sale of gas, power and LNG, refining and marketing of petroleum products, production and sale of chemical products, and business support services, in particular finance and insurance – those outside Italy are conducted mainly in Europe, through local subsidiaries. There are 55 of these local subsidiaries: 8 subsidiaries in Gas & Power, 19 subsidiaries in Refining & Marketing, 12 subsidiaries in Chemicals, and 16 subsidiaries in "Corporate and other Activities" segment, 4 of which provide financial services to the Group companies. The foreign operating subsidiaries mainly engage in marketing and distribution activities (28 subsidiaries); 14 subsidiaries engage in manufacturing activities.

Amounts for all the 225 Eni subsidiaries as at December 31, 2019, are included in the CbC Report below.

2. Joint operations

Eni participates to 11 joint operations that are recognized in the Group's consolidated financial statements — prepared under IFRS — by applying the proportional consolidation method based on Eni's working interest in each venture. 5 of these joint operations are incorporated outside Italy. Among the Italy-based joint operations, Mozambique Rovuma Venture SpA engages in petroleum operations in Mozambique for the development of reserves in the Area 4, currently, the large offshore Coral gas discovery is undergoing development, whereas evaluation activities are underway targeting a final investment decision ("FID") for developing the Mamba gas discovery which reservoir straddles the adjoining Area 1 owned by other concessionaires.

Amounts for Eni's joint operations as at December 31, 2019, have been included in the Eni Group CbC Report based on the same consolidation method as in the Group consolidated financial statements for IFRS purpose.

3. Low-tax jurisdictions

As at December 31, 2019, Eni retained control over 5 subsidiaries that can be classified as entities incorporated in "Low-Tax Jurisdictions" under Italian law. According to Italian tax rules, entities qualifies as low-tax subjects when their applicable statutory tax rate is lower than 50% of that current in Italy (27.9%; Italian corporate tax rate) and their taxable income derives for more than one third from certain types of revenues and gains. The tax regime applicable to these entities is the following:

- 4 entities are subject to taxation in Italy and for this purpose they are included in the tax return presented by the parent company Eni SpA;
- 1 entity is taxed in accordance to the tax rules of the jurisdictions of residence due to the waiver obtained from the Italian tax administration based on the level of local taxation.

Basis of presentation

Different reporting criteria vs. the report "Payments to Governments"

The reporting criteria of the CbC Report are different from those adopted in the preparation of the "Payments to Governments Report"¹, which Eni is required to prepare and to publish in accordance with the reporting obligations on the extractive industries set by Directive 2013/34/EU (the EU Accounting Directive), as enacted in the Italian law by Legislative Decree N° 139 of August 18, 2015.

In non-operated petroleum contracts, the item "cash taxes paid" reported in the CbC Report includes the cash taxes paid by the operator on behalf of Eni to the host jurisdiction, which are charged to Eni through a partner billing process (cash calls); whereas in contracts where Eni is operator, only the Eni's share of cash taxes is reported even though Eni in its capacity as operator is due to fulfil the obligation to pay to the host country 100% of the due amounts of taxes (Eni's share

¹ The report is available at Eni's web site www.eni.com

of taxes and that of its partners, which is refunded to Eni through a partner billing process). In this respect, the CbC reporting criteria differ from the ones adopted in the “Payments to Governments Report”, where Eni is required to disclose only direct payments made by Eni to host Governments, which are reported at 100% in operated contracts. Below a summary of the main differences between the two reports is presented:

➤ Country-by-Country

- Income tax payments reported by subsidiaries and joint operations relate all of Eni’s businesses;
- Payments of current income taxes are recorded based on Eni’s share, therefore:
 - where Eni, acting as a project operator, makes tax payments also on behalf of other project partners, only the Eni’s share of payments is recorded;
 - where Eni is a project follower and therefore does not make any tax payments, Eni’s share of the payments made by the operator on behalf of Eni is recorded.

➤ Payments to Governments

- Income tax payments reported by subsidiaries and joint operations regard only the upstream business;
- Payments of current income taxes are recorded by the entity that makes them directly, therefore:
 - where Eni, acting as a project operator, makes tax payments also on behalf of other project partners, the full amount of each payments is recorded;
 - where Eni is a project follower and therefore does not make any tax payments, Eni does not record any payments.

Reporting MNE and constituent entities

The constituent entities comprise all of the subsidiary undertakings controlled directly or indirectly by Eni SpA, which is the ultimate parent company of the Eni Group. Eni SpA has an obligation to transmit the data provided in this report to the Italian Tax Agency. The data in this report are those of the companies included in Eni SpA’s consolidated financial statements, prepared in accordance with international financial reporting standards (IFRS), and those of certain subsidiaries excluded from consolidation because of immateriality or because their consolidation does not entail any effect on the Group consolidated results of operations. Furthermore, this report includes the data for proportionally-consolidated entities (joint operations).

Treatment of permanent establishments

The data for branches and PEs of the constituent entities are reported by reference to the tax jurisdiction in which the PE is located and is operating and not by reference to the tax jurisdiction of residence of the legal entity of which the PE is a part. Residence tax jurisdiction reporting for the business legal entity of which the permanent establishment is a part exclude financial data related to the permanent establishment.

Source of data

The data presented in this report, which have been aggregated on a tax jurisdiction-by-tax jurisdiction basis, have been sourced from the separate financial statements of each Group subsidiary. Differences between local GAAP and the IFRS used to prepare the Group’s consolidated financial statements are deemed to have a negligible impact on the financial amounts disclosed in this report.

Reporting period

The reporting period is the fiscal year 2019 of the parent company Eni SpA, which is the calendar year.

Structure and content

This report comprises a statement for each of the tax jurisdictions where the Eni Group is currently operating. The amounts in each tax-jurisdiction statement have been obtained by aggregating amounts sourced from the local financial statements of all the Eni subsidiaries that are tax residents in the jurisdiction or operate there through a PE, as well as any joint operations. The data for each PE has been taken from the accounting records of the subsidiary of which the PE is a part, separating them from data related to the head office or other PEs of the subsidiary.

Content of each country statement

The following aggregate data are given for each tax jurisdiction:

• Total revenues

These are the revenues generated in the year by all of the Group constituent entities resident in the tax jurisdiction or operating there through a PE. It is furnished the breakdown of revenues generated by transactions with unrelated parties and by inter-company transactions, even within the same tax jurisdiction. Revenues include all positive income items, e.g. revenues from sales of products and services, royalties from industrial patents, interest income, gains from the sale of plant, property and equipment, intangible assets and equity investments and unrealized profits (such as the fair value of derivatives held for purposes other than hedging). Inter-company dividends are excluded from revenues. Furthermore, in earlier application of the recently-issued guidance from the OECD set to be effective to reporting fiscal years of MNE groups commencing on or after January 1, 2020, there are also excluded from revenues any amounts representing all or part of the profit of another constituent entity in such jurisdictions where the equity-accounting of intercompany shareholdings is permitted. Gains recognized in comprehensive income are also excluded.

• Profit (loss) before income tax

This is the sum of the pre-tax profits and losses recorded in the year by all the constituent entities resident in the tax jurisdiction or operating there through a PE.

Consistently with the reporting criteria applying to revenues, pre-tax profits of the Group constituent entities are stated net of inter-company dividends and of any amounts representing all or part of the profit of another constituent entity. This treatment is aimed at achieving greater alignment between cash taxes and locally-generated profits, because the above mentioned dividends and profits are excluded from taxation in the recipient's residence tax jurisdiction or are subject to a minimal tax rate as in the case of Italy² due to their being paid out of earnings that have been taxed in the tax jurisdictions where they have been generated.

• Income taxes paid (on a cash basis)

These are the income taxes paid during the year by all the constituent entities resident or operating through a PE in the relevant tax jurisdiction. Taxes are reported on a cash basis and include taxes paid by the constituent entities to the residence tax jurisdictions and to all other tax jurisdictions. In this respect, they include withholding taxes paid by other Group entities on payments to the constituent entities in the jurisdiction, as in the case of the provision of intercompany services.

² In Italy, inter-company dividends are taxed up to 5% of their gross amount, which is subject to the corporation statutory tax rate, resulting in a 1.2% levy.

- **Income taxes accrued (current year)**

These are the accrued current tax expenses recorded on taxable profits or current tax credit in case of losses of the reporting year, recorded by all the constituent entities resident or operating through a PE in the tax jurisdiction. It does not include deferred tax assets or liabilities, or provisions for uncertain tax liabilities.

- **Taxes in-kind**

With regard to extractive activities, taxes both paid and accrued include in-kind volumes due by Eni to local tax authorities as part of production sharing agreements “PSAs”, whereby tax obligations in charge of the international oil company are settled by a national agency or corporation out of the production entitlement (profit oil) of the international partner. The monetary value of those payments is determined based on market prices in accordance of applicable provisions of each PSA.

- **Stated capital**

This is the stated capital of all the constituent entities resident in the tax jurisdiction. In the case of a PE, the stated capital is reported in the jurisdiction where the legal entity of which it is a part is tax resident.

- **Accumulated earnings**

These are the accumulated earnings of all the constituent entities resident in the tax jurisdiction. In the case of a PE, accumulated earnings are reported in the jurisdiction where the legal entity of which it is a part is tax resident.

- **Number of employees**

The total aggregate number of employees employed at the end of the fiscal year is reported by all the constituent entities resident or operating through a PE in the relevant tax jurisdiction. OECD guidelines for the preparation of the CbC report allow to include in the number of employees the independent contractors participating in the ordinary operating activities of the MNE. On this basis, Eni reports as employees the number of independent contractors in those countries where it is particularly significant. In certain extractive initiatives, Eni and the host Country agree to assign the operatorship of a given initiative to an incorporated joint venture. This venture in its capacity as operator is responsible of managing extractive activities with own personnel. Those operating companies are not controlled by Eni. Libya, Egypt, Kazakhstan and Algeria are the most important countries of Eni presence where the number of employees also includes the Eni share of the number of employees hired by local ventures. The Eni share is determined by reference to Eni’s participating interest in the share capital of those ventures.

- **Tangible assets other than cash and cash equivalents**

The sum of the book values of all the tangible assets of the constituent entities resident or operating through a PE in the tax jurisdiction. It excludes intangible assets and all financial assets (shares, securities, receivables, derivative assets, etc.).

- **List of all the constituent entities of the Eni Group included in each aggregation per tax jurisdiction.**

The report lists the names of all the legal entities resident or operating through a PE in the relevant tax jurisdiction. In the case of each PE, the tax jurisdiction of residence of the legal entity of which it is a part is also reported. The name of the tax jurisdiction under whose laws a constituent entity is incorporated or organized has also been reported in those rare circumstances where it is different from the tax jurisdiction of residence.

- **Business activity**

The main business activity is indicated for each constituent entity operating in the relevant tax jurisdiction.

- **Eni business area**

The Eni business segment is indicated for each constituent entity operating in the relevant tax jurisdiction.

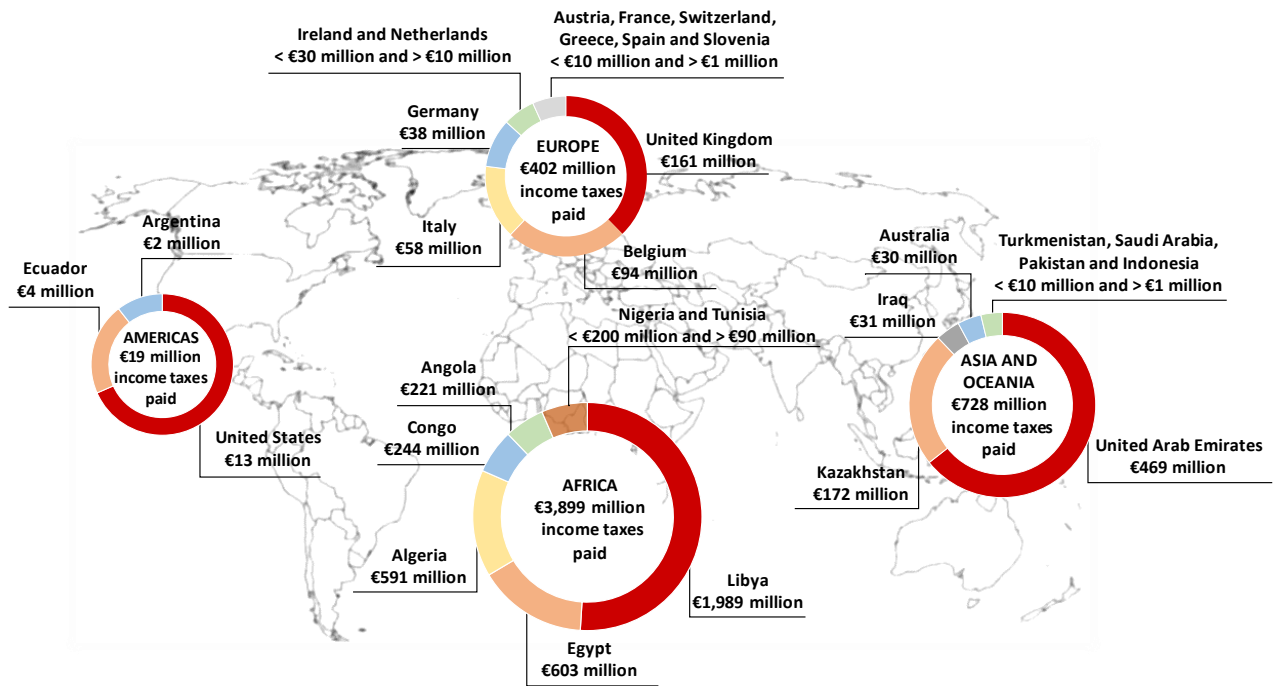
Reporting currency

The reporting currency is the euro. Amounts are stated in thousands of euros. Amounts reported in currencies other than the euro have been translated into euros at the average exchange rate for the fiscal year.

Materiality threshold

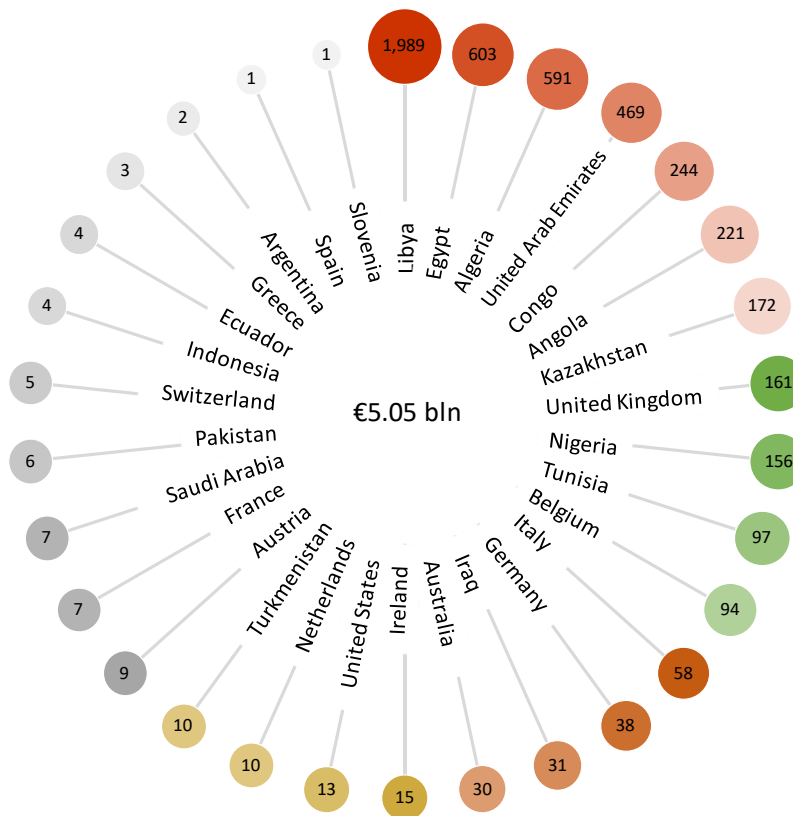
Amounts lower than €1,000 have not been reported.

The following chart summarizes the tax contributions made by Eni Group in the countries where it operates in 2019.



Income Taxes Paid in 2019

(€ million)



Eni Group – summary

(€ thousand)

Full year 2019	Total revenues	Profit (loss) before Income tax	Income Tax Paid (on Cash Basis)	Income Tax Accrued - current year	Stated capital	Accumulated Earnings	Number of Employees (number)	Tangible Assets other than Cash and Cash Equivalents
EUROPE	83,587,897	(2,850,264)	401,611	368,953	77,894,015	41,789,134	24,862	16,812,971
Austria	1,235,782	42,256	9,140	7,302	132,278	86,950	129	130,083
Belgium	1,634,416	296,941	93,455	127,080	1,662,114	116,598	236	3,120
Cyprus	7,799	(8,576)			568,002	(307,041)	34	15,907
Czech Republic	5,929	(274)	88	93			15	715
Denmark	642	278	60	61			2	
France	4,189,125	21,251	7,345	13,181	268,661	1,846	760	347,744
Germany	2,134,506	58,052	37,876	19,811	94,145	45,583	534	389,328
Greece	242,206	13,037	3,003	3,343	19,182	9,211	102	1,821
Greenland	34	(206)						
Hungary	152,386	(9,314)	55	44	24,877	(15,997)	159	37,901
Ireland	97,163	72,594	14,970	9,348	500,000	83,947	16	
Italy	40,193,668	(3,472,729)	57,810	63,539	19,960,671	26,346,292	21,558	13,742,086
Jersey	20,097	16,246			26,955	16,246		8,291
Malta								
Montenegro	63	(3,472)					11	2,573
Netherlands	1,475,355	(271,851)	10,120	10,388	48,993,316	12,847,815	68	35,511
Poland	3,220	766	179	4			5	335
Portugal	3,406	(1,833)						
Romania	2,364	36	59	47			12	511
Slovakia	978	(233)		4			5	5
Slovenia	39,971	4,179	607	646	12,957	16,764	36	1,750
Spain	398,358	2,547	710	626	17,299	1,492	98	16,844
Sweden	1,901	349	96	76			1	374
Switzerland	857,204	34,019	5,055	6,674	99,691	33,445	82	84,072
Turkey	14,684	9,203	112	98	3	337	10	24,658
Ukraine	62	(671)			2,484	(2,389)	7	4
United Kingdom	30,876,578	347,141	160,871	106,588	5,511,380	2,508,035	982	1,969,338
AFRICA	16,149,197	5,320,845	3,898,863	4,020,302	439,708	890,192	11,091	28,731,496
Algeria	1,391,432	693,048	590,668	596,425	13		763	3,312,786
Angola	2,372,234	534,269	221,298	256,244			368	4,579,000
Congo	1,468,378	(363,223)	243,499	294,406	408,231	(1,216,711)	515	3,363,248
Democratic Republic of the Congo	2	(188)			850	(1,537)		
Egypt	3,770,933	1,924,646	602,584	536,231	16	304	2,959	8,570,697
Gabon	40,148	(12,308)			14,466	(77,432)	14	11,118
Ghana	836,591	202,524			13,445	(40,567)	197	2,109,037
Ivory Coast	75	(11,223)					4	297

(€ thousand)

Full year 2019	Total revenues	Profit (loss) before Income tax	Income Tax Paid (on Cash Basis)	Income Tax Accrued - current year	Stated capital	Accumulated Earnings	Number of Employees (number)	Tangible Assets other than Cash and Cash Equivalents
Kenya	428	(2,990)					9	1,268
Libya	4,451,409	2,240,028	1,988,788	2,043,244			4,385	3,514,497
Morocco	4,188	(2,581)					2	60
Mozambique	50,320	(22,172)					171	644,633
Nigeria	1,591,443	143,452	155,518	199,110	2,596	2,226,126	1,172	2,373,891
South Africa	9,051	(9,879)					6	1,108
Tunisia	162,565	7,442	96,508	94,642	91	9	526	249,856
ASIA AND OCEANIA	6,864,893	1,834,220	728,437	854,771	186,385	(174,033)	4,218	16,286,820
Australia	275,435	35,042	29,987	24,813	130,297	(132,739)	88	823,599
Bahrain	10	(3,288)					1	3,382
China	83,217	(19,343)	381	5	5,161	(12,466)	62	9,335
India	557	(16,740)		52	236	(270)	4	16
Indonesia	591,802	159,401	4,409	35,432			322	1,291,452
Iran	7,031	(1,768)	26	26				
Iraq	519,656	95,362	30,789	34,611			517	717,676
Kazakhstan	2,008,103	900,360	172,235	177,897	17,794	(1,959)	1,617	11,041,216
Lebanon	781	(9,546)						4,306
Myanmar	120	(8,673)					37	8,694
Oman	2,789	(14,511)					22	5,742
Pakistan	144,712	12,510	6,175	1,617	785	(206)	310	102,777
Russia	126,324	39,625	405	329	32,058	(26,087)	69	289,447
Saudi Arabia	194,552		6,629					
Singapore	1,643,921	18,623	(1,432)	2,484	54	(306)	37	818
Timor Leste	2	(675)					3	39
Turkmenistan	131,272	34,965	10,062	4,310			983	497,225
United Arab Emirates	1,129,111	620,705	468,771	573,195			104	1,465,675
Vietnam	5,498	(7,829)					42	25,421
AMERICAS	4,485,899	(93,189)	18,463	42,738	6,599,936	(4,983,058)	1,174	4,214,877
Argentina	2,694	(909)	1,586	(642)	10,835	(7,056)	3	
Bahamas					2			
Bermuda	176	75			38,989	366,262		
Brazil	17	111			361,044	(360,980)		
British Virgin Islands					45	(807,812)		
Canada					2,370,050	(1,444,964)		
Cayman Islands								
Ecuador	119,161	16,980	3,971	4,072	197	31,059	488	28,059
Mexico	116,136	(37,786)		16		(138,064)	186	788,441
United States	4,103,804	44,182	12,906	10,591	3,763,329	(2,615,317)	365	3,299,052
Venezuela	143,911	(115,842)		28,701	55,445	(6,186)	132	99,325
Eni Group	111,087,886	4,211,612	5,047,374	5,286,764	85,120,044	37,522,235	41,345	66,046,164

EUROPE

Italy	Total revenues	Profit (loss) before Income tax	Income Tax Paid (on Cash Basis)	Income Tax Accrued - current year	Stated capital	Accumulated Earnings	Number of Employees (number)	Tangible Assets other than Cash and Cash Equivalents
(€ thousand)								
Full year 2019	40,193,668	(3,472,729)	57,810	63,539	19,960,671	26,346,292	21,558	13,742,086
<i>Revenues - related party transaction</i>	<i>13,733,625</i>							
<i>Revenues - non-related party transaction</i>	<i>26,460,043</i>							
<u>Eni Group constituent entities included in the tax jurisdiction</u>			<u>Residence tax jurisdiction</u>	<u>Business activity</u>			<u>Eni business segment</u>	
Agenzia Giornalistica Italia SpA				Administrative, Management or Support Services			Corporate and financial subsidiaries	
Anic Partecipazioni SpA (in liquidation)				Dormant			Other activities	
Costiero Gas Livorno SpA ⁽¹⁰⁾				Sales, Marketing or Distribution			Refining & Marketing	
D-Service Media Srl (in liquidation)				Administrative, Management or Support Services			Corporate and financial subsidiaries	
D-Share SpA				Administrative, Management or Support Services			Corporate and financial subsidiaries	
Ecofuel SpA				Manufacturing or Production			Refining & Marketing	
Eni Angola SpA				Manufacturing or Production			Exploration & Production	
Eni Corporate University SpA				Administrative, Management or Support Services			Corporate and financial subsidiaries	
Eni Energia Srl				Dormant			Other activities	
Eni Energy Activities Srl				Sales, Marketing or Distribution			Other activities	
Eni Fuel SpA				Sales, Marketing or Distribution			Refining & Marketing	
Eni Gas e Luce SpA				Sales, Marketing or Distribution			Gas & Power	
Eni Gas Transport Services Srl				Administrative, Management or Support Services			Gas & Power	
Eni Mediterranea Idrocarburi SpA				Manufacturing or Production			Exploration & Production	
Eni Mozambico SpA				Research and Development			Exploration & Production	
Eni New Energy SpA				Research and Development			Other activities	
Eni Rewind SpA				Environmental remediation activity and waste management			Other activities	
Eni SpA				Manufacturing or Production; Sales, Marketing or Distribution; Administrative, Management or Support Services; Research and Development			Corporate and financial subsidiaries	
Eni Timor Leste SpA				Research and Development			Exploration & Production	
Eni Trading & Shipping SpA				Sales, Marketing or Distribution			Gas & Power	
Eni West Africa SpA				Research and Development			Exploration & Production	
EniPower Mantova SpA				Manufacturing or Production			Gas & Power	
EniPower SpA				Manufacturing or Production			Gas & Power	
EniProgetti SpA				Engineering services			Exploration & Production	
EniServizi SpA				Administrative, Management or Support Services			Corporate and financial subsidiaries	
Floaters SpA				Manufacturing or Production			Exploration & Production	
GreenStream BV - PE				Transportation activities (via pipeline)			Gas & Power	
Ieoc SpA				Manufacturing or Production			Exploration & Production	
Industria Siciliana Acido Fosforico - ISAF - SpA (in liquidation)				Manufacturing or Production			Other activities	
Ing. Luigi Conti Vecchi SpA				Manufacturing or Production			Other activities	
LNG Shipping SpA				LNG transport services			Gas & Power	
Mozambique Rovuma Venture SpA ⁽¹⁰⁾				Research and Development			Exploration & Production	
Petroven Srl ⁽¹⁰⁾				Sales, Marketing or Distribution			Refining & Marketing	
Raffineria di Gela SpA				Manufacturing or Production			Refining & Marketing	
Raffineria di Milazzo ScpA ⁽¹⁰⁾				Manufacturing or Production			Refining & Marketing	
SEA SpA				Administrative, Management or Support Services			Gas & Power	
SeaPad SpA				Administrative, Management or Support Services			Refining & Marketing	
Serfactoring SpA				Regulated financial services			Corporate and financial subsidiaries	
Servizi Aerei SpA				Administrative, Management or Support Services			Corporate and financial subsidiaries	
Servizi Fondo Bombie Metano SpA				Provision of Services to Unrelated Parties			Gas & Power	
Societa' EniPower Ferrara Srl ⁽¹⁰⁾				Manufacturing or Production			Gas & Power	
Societa' Oleodotti Meridionali - SOM SpA ⁽¹⁰⁾				Sales, Marketing or Distribution			Refining & Marketing	
Societa' Petrolifera Italiana SpA				Manufacturing or Production			Exploration & Production	
Termica Milazzo Srl ⁽¹⁰⁾				Manufacturing or Production			Refining & Marketing	
Trans Tunisian Pipeline Co SpA				Transportation activities (via pipeline)			Gas & Power	
Versalis SpA				Manufacturing or Production			Chemicals	

Austria	Total revenues	Profit (loss) before Income tax	Income Tax Paid (on Cash Basis)	Income Tax Accrued - current year	Stated capital	Accumulated Earnings	Number of Employees (number)	Tangible Assets other than Cash and Cash Equivalents
----------------	----------------	------------------------------------	------------------------------------	---	-------------------	-------------------------	------------------------------------	---

(€ thousand)

Full year 2019	1,235,782	42,256	9,140	7,302	132,278	86,950	129	130,083
<i>Revenues - related party transaction</i>	<i>374,659</i>							
<i>Revenues - non-related party transaction</i>	<i>861,123</i>							

Eni Group constituent entities
included in the tax jurisdiction

	<u>Residence tax jurisdiction</u>	<u>Business activity</u>	<u>Eni business segment</u>
Eni Austria GmbH		Sales, Marketing or Distribution	Refining & Marketing
Eni Marketing Austria GmbH		Sales, Marketing or Distribution	Refining & Marketing
Eni Mineralölhandel GmbH		Sales, Marketing or Distribution	Refining & Marketing
Versalis International SA - PE	Belgium	Sales, Marketing or Distribution	Chemicals

Belgium	Total revenues	Profit (loss) before Income tax	Income Tax Paid (on Cash Basis)	Income Tax Accrued - current year	Stated capital	Accumulated Earnings	Number of Employees (number)	Tangible Assets other than Cash and Cash Equivalents
----------------	----------------	------------------------------------	------------------------------------	---	-------------------	-------------------------	------------------------------------	---

(€ thousand)

Full year 2019	1,634,416	296,941	93,455	127,080	1,662,114	116,598	236	3,120
<i>Revenues - related party transaction</i>	<i>1,032,976</i>							
<i>Revenues - non-related party transaction</i>	<i>601,440</i>							

Eni Group constituent entities
included in the tax jurisdiction

	<u>Residence tax jurisdiction</u>	<u>Business activity</u>	<u>Eni business segment</u>
Banque Eni SA		Regulated financial services	Corporate and financial subsidiaries
Eni Finance International SA		Internal Group Finance	Corporate and financial subsidiaries
Eni SpA - PE	Italy	Sales, Marketing or Distribution	Corporate and financial subsidiaries
Eni Trading & Shipping SpA - PE	Italy	Sales, Marketing or Distribution	Gas & Power
Eni Venezuela E&P Holding SA		Holding shares or Other Equity Instruments	Exploration & Production
Versalis International SA		Sales, Marketing or Distribution	Chemicals

Cyprus	Total revenues	Profit (loss) before Income tax	Income Tax Paid (on Cash Basis)	Income Tax Accrued - current year	Stated capital	Accumulated Earnings	Number of Employees (number)	Tangible Assets other than Cash and Cash Equivalents
---------------	----------------	------------------------------------	------------------------------------	---	-------------------	-------------------------	------------------------------------	---

(€ thousand)

Full year 2019	7,799	(8,576)			568,002	(307,041)	34	15,907
<i>Revenues - related party transaction</i>	<i>3</i>							
<i>Revenues - non-related party transaction</i>	<i>7,796</i>							

Eni Group constituent entities
included in the tax jurisdiction

	<u>Residence tax jurisdiction</u>	<u>Business activity</u>	<u>Eni business segment</u>
Eni Cyprus Ltd		Research and Development	Exploration & Production

Czech Republic	Total revenues	Profit (loss) before Income tax	Income Tax Paid (on Cash Basis)	Income Tax Accrued - current year	Stated capital	Accumulated Earnings	Number of Employees (number)	Tangible Assets other than Cash and Cash Equivalents
-----------------------	----------------	------------------------------------	------------------------------------	---	-------------------	-------------------------	------------------------------------	---

(€ thousand)

Full year 2019	5,929	(274)	88	93			15	715
<i>Revenues - related party transaction</i>								
<i>Revenues - non-related party transaction</i>	<i>5,929</i>							

Eni Group constituent entities
included in the tax jurisdiction

	<u>Residence tax jurisdiction</u>	<u>Business activity</u>	<u>Eni business segment</u>
Eni Austria GmbH - PE	Austria	Sales, Marketing or Distribution	Refining & Marketing
Versalis International SA - PE	Belgium	Sales, Marketing or Distribution	Chemicals

Denmark	Total revenues	Profit (loss) before Income tax	Income Tax Paid (on Cash Basis)	Income Tax Accrued - current year	Stated capital	Accumulated Earnings	Number of Employees (number)	Tangible Assets other than Cash and Cash Equivalents
----------------	----------------	------------------------------------	------------------------------------	---	-------------------	-------------------------	------------------------------------	---

(€ thousand)

Full year 2019	642	278	60	61			2	
<i>Revenues - related party transaction</i>	<i>642</i>							
<i>Revenues - non-related party transaction</i>								

Eni Group constituent entities
included in the tax jurisdiction

	<u>Residence tax jurisdiction</u>	<u>Business activity</u>	<u>Eni business segment</u>
Versalis International SA - PE	Belgium	Sales, Marketing or Distribution	Chemicals

Eni/Country-by-Country Report

France	Total revenues	Profit (loss) before Income tax	Income Tax Paid (on Cash Basis)	Income Tax Accrued - current year	Stated capital	Accumulated Earnings	Number of Employees (number)	Tangible Assets other than Cash and Cash Equivalents
<small>(€ thousand)</small>								
Full year 2019	4,189,125	21,251	7,345	13,181	268,661	1,846	760	347,744
<i>Revenues - related party transaction</i>	<i>826,380</i>							
<i>Revenues - non-related party transaction</i>	<i>3,362,745</i>							
<u>Eni Group constituent entities included in the tax jurisdiction</u>								
		<u>Residence tax jurisdiction</u>		<u>Business activity</u>				<u>Eni business segment</u>
Eni France Sàrl				Sales, Marketing or Distribution				Refining & Marketing
Eni Gas & Power France SA				Sales, Marketing or Distribution				Gas & Power
Eni Mozambique Engineering Ltd - PE		United Kingdom		Administrative, Management or Support Services				Exploration & Production
Eni SpA - PE		Italy		Sales, Marketing or Distribution				Corporate and financial subsidiaries
Versalis France SAS				Manufacturing or Production				Chemicals
Versalis International SA - PE		Belgium		Sales, Marketing or Distribution				Chemicals
<hr/>								
Germany	Total revenues	Profit (loss) before Income tax	Income Tax Paid (on Cash Basis)	Income Tax Accrued - current year	Stated capital	Accumulated Earnings	Number of Employees (number)	Tangible Assets other than Cash and Cash Equivalents
<small>(€ thousand)</small>								
Full year 2019	2,134,506	58,052	37,876	19,811	94,145	45,583	534	389,328
<i>Revenues - related party transaction</i>	<i>266,645</i>							
<i>Revenues - non-related party transaction</i>	<i>1,867,861</i>							
<u>Eni Group constituent entities included in the tax jurisdiction</u>								
		<u>Residence tax jurisdiction</u>		<u>Business activity</u>				<u>Eni business segment</u>
Bayernoil Raffineriegesellschaft mbH ⁽¹⁰⁾				Manufacturing or Production				Refining & Marketing
Eni Deutschland GmbH				Sales, Marketing or Distribution				Refining & Marketing
Eni Schmiertechnik GmbH				Sales, Marketing or Distribution				Refining & Marketing
Versalis Deutschland GmbH				Manufacturing or Production				Chemicals
Versalis International SA - PE		Belgium		Sales, Marketing or Distribution				Chemicals
<hr/>								
Greece	Total revenues	Profit (loss) before Income tax	Income Tax Paid (on Cash Basis)	Income Tax Accrued - current year	Stated capital	Accumulated Earnings	Number of Employees (number)	Tangible Assets other than Cash and Cash Equivalents
<small>(€ thousand)</small>								
Full year 2019	242,206	13,037	3,003	3,343	19,182	9,211	102	1,821
<i>Revenues - related party transaction</i>	<i>241,504</i>							
<i>Revenues - non-related party transaction</i>	<i>702</i>							
<u>Eni Group constituent entities included in the tax jurisdiction</u>								
		<u>Residence tax jurisdiction</u>		<u>Business activity</u>				<u>Eni business segment</u>
Gas Supply Company of Thessaloniki-Thessalia SA				Sales, Marketing or Distribution				Gas & Power
Versalis International SA - PE		Belgium		Sales, Marketing or Distribution				Chemicals
<hr/>								
Greenland	Total revenues	Profit (loss) before Income tax	Income Tax Paid (on Cash Basis)	Income Tax Accrued - current year	Stated capital	Accumulated Earnings	Number of Employees (number)	Tangible Assets other than Cash and Cash Equivalents
<small>(€ thousand)</small>								
Full year 2019	34	(206)						
<i>Revenues - related party transaction</i>	<i>21</i>							
<i>Revenues - non-related party transaction</i>	<i>13</i>							
<u>Eni Group constituent entities included in the tax jurisdiction</u>								
		<u>Residence tax jurisdiction</u>		<u>Business activity</u>				<u>Eni business segment</u>
Eni Denmark BV - PE		Netherlands		Research and Development				Exploration & Production

Hungary	Total revenues	Profit (loss) before Income tax	Income Tax Paid (on Cash Basis)	Income Tax Accrued - current year	Stated capital	Accumulated Earnings	Number of Employees (number)	Tangible Assets other than Cash and Cash Equivalents
(€ thousand)								
Full year 2019	152,386	(9,314)	55	44	24,877	(15,997)	159	37,901
<i>Revenues - related party transaction</i>	<i>6,321</i>							
<i>Revenues - non-related party transaction</i>	<i>146,065</i>							

Eni Group constituent entities included in the tax jurisdiction	Residence tax jurisdiction	Business activity	Eni business segment
Dunastyr Polisztirolgyártó Zártkörűen Működő Részvénytársaság		Manufacturing or Production	Chemicals
Eni Austria GmbH - PE	Austria	Sales, Marketing or Distribution	Refining & Marketing
Versalis International SA - PE	Belgium	Sales, Marketing or Distribution	Chemicals

Ireland	Total revenues	Profit (loss) before Income tax	Income Tax Paid (on Cash Basis)	Income Tax Accrued - current year	Stated capital	Accumulated Earnings	Number of Employees (number)	Tangible Assets other than Cash and Cash Equivalents
(€ thousand)								
Full year 2019	97,163	72,594	14,970	9,348	500,000	83,947	16	
<i>Revenues - related party transaction</i>	<i>86,355</i>							
<i>Revenues - non-related party transaction</i>	<i>10,808</i>							

Eni Group constituent entities included in the tax jurisdiction	Residence tax jurisdiction	Business activity	Eni business segment
Eni Insurance Designated Activity Company		Insurance	Corporate and financial subsidiaries
Eni Ireland BV - PE	Netherlands	Research and Development	Exploration & Production

Jersey	Total revenues	Profit (loss) before Income tax	Income Tax Paid (on Cash Basis)	Income Tax Accrued - current year	Stated capital	Accumulated Earnings	Number of Employees (number)	Tangible Assets other than Cash and Cash Equivalents
(€ thousand)								
Full year 2019	20,097	16,246			26,955	16,246		8,291
<i>Revenues - related party transaction</i>	<i>10,342</i>							
<i>Revenues - non-related party transaction</i>	<i>9,755</i>							

Eni Group constituent entities included in the tax jurisdiction	Residence tax jurisdiction	Business activity	Eni business segment
Transmediterranean Pipeline Co Ltd* ⁽¹⁰⁾		Transportation activities (via pipeline)	Gas & Power

(*) Company that benefits from a privileged tax regime pursuant to art. 167, paragraph 4 of the D.P.R. of December 22, 1986, n. 917: the company is subjected to taxation in Italy.

Malta	Total revenues	Profit (loss) before Income tax	Income Tax Paid (on Cash Basis)	Income Tax Accrued - current year	Stated capital	Accumulated Earnings	Number of Employees (number)	Tangible Assets other than Cash and Cash Equivalents
(€ thousand)								
Full year 2019								
<i>Revenues - related party transaction</i>								
<i>Revenues - non-related party transaction</i>								

Eni Group constituent entities included in the tax jurisdiction	Residence tax jurisdiction	Business activity	Eni business segment
Eni North Africa BV - PE	Netherlands	Manufacturing or Production	Exploration & Production

Montenegro	Total revenues	Profit (loss) before Income tax	Income Tax Paid (on Cash Basis)	Income Tax Accrued - current year	Stated capital	Accumulated Earnings	Number of Employees (number)	Tangible Assets other than Cash and Cash Equivalents
(€ thousand)								
Full year 2019	63	(3,472)					11	2,573
<i>Revenues - related party transaction</i>								
<i>Revenues - non-related party transaction</i>	<i>63</i>							

Eni Group constituent entities included in the tax jurisdiction	Residence tax jurisdiction	Business activity	Eni business segment
Eni Montenegro BV - PE	Netherlands	Research and Development	Exploration & Production

Eni/Country-by-Country Report

Netherlands	Total revenues	Profit (loss) before Income tax	Income Tax Paid (on Cash Basis)	Income Tax Accrued - current year	Stated capital	Accumulated Earnings	Number of Employees (number)	Tangible Assets other than Cash and Cash Equivalents
(€ thousand)								
Full year 2019	1,475,355	(271,851)	10,120	10,388	48,993,316	12,847,815	68	35,511
<i>Revenues - related party transaction</i>	<i>43,018</i>							
<i>Revenues - non-related party transaction</i>	<i>1,432,337</i>							
<u>Eni Group constituent entities included in the tax jurisdiction</u>			<u>Residence tax jurisdiction</u>	<u>Business activity</u>			<u>Eni business segment</u>	
Agip Caspian Sea BV				Manufacturing or Production			Exploration & Production	
Agip Karachaganak BV				Manufacturing or Production			Exploration & Production	
Agip Oleoducto de Crudos Pesados BV (in liquidation)				Holding shares or Other Equity Instruments			Exploration & Production	
Blue Stream Pipeline Co BV ⁽¹⁰⁾				Transportation activities (via pipeline)			Gas & Power	
Eni Abu Dhabi BV				Manufacturing or Production			Exploration & Production	
Eni Abu Dhabi Refining & Trading BV				Manufacturing or Production			Refining & Marketing	
Eni Abu Dhabi Refining & Trading Services BV				Sales, Marketing or Distribution			Refining & Marketing	
Eni Albania BV				Research and Development			Exploration & Production	
Eni Algeria Exploration BV				Manufacturing or Production			Exploration & Production	
Eni Algeria Ltd Sàrl*				Manufacturing or Production			Exploration & Production	
Eni Algeria Production BV				Manufacturing or Production			Exploration & Production	
Eni Angola Exploration BV				Manufacturing or Production			Exploration & Production	
Eni Angola Production BV				Manufacturing or Production			Exploration & Production	
Eni Australia BV				Manufacturing or Production			Exploration & Production	
Eni Bahrain BV				Research and Development			Exploration & Production	
Eni Benelux BV				Sales, Marketing or Distribution			Refining & Marketing	
Eni Bulungan BV (in liquidation)				Research and Development			Exploration & Production	
Eni China BV				Manufacturing or Production			Exploration & Production	
Eni Denmark BV				Research and Development			Exploration & Production	
Eni Energy Russia BV				Holding shares or Other Equity Instruments			Exploration & Production	
Eni Energy Solutions BV				Sales, Marketing or Distribution			Other activities	
Eni Exploration & Production Holding BV				Holding shares or Other Equity Instruments			Exploration & Production	
Eni G&P Trading BV				Sales, Marketing or Distribution			Gas & Power	
Eni Gas & Power LNG Australia BV				Manufacturing or Production			Exploration & Production	
Eni International BV				Holding shares or Other Equity Instruments			Corporate and financial subsidiaries	
Eni Iran BV				Dormant			Exploration & Production	
Eni Iraq BV				Manufacturing or Production			Exploration & Production	
Eni Ireland BV				Research and Development			Exploration & Production	
Eni Isatay BV				Research and Development			Exploration & Production	
Eni JPDA 11-106 BV				Research and Development			Exploration & Production	
Eni Kenya BV				Research and Development			Exploration & Production	
Eni Lebanon BV				Research and Development			Exploration & Production	
Eni Liberia BV				Research and Development			Exploration & Production	
Eni Maroc BV				Research and Development			Exploration & Production	
Eni Montenegro BV				Research and Development			Exploration & Production	
Eni Mozambique LNG Holding BV				Holding shares or Other Equity Instruments			Exploration & Production	
Eni Muara Bakau BV				Manufacturing or Production			Exploration & Production	
Eni Myanmar BV				Research and Development			Exploration & Production	
Eni North Africa BV				Manufacturing or Production			Exploration & Production	
Eni Oil Holdings BV				Holding shares or Other Equity Instruments			Exploration & Production	
Eni Oman BV				Research and Development			Exploration & Production	
Eni Pakistan (M) Ltd Sàrl*				Manufacturing or Production			Exploration & Production	
Eni Portugal BV				Research and Development			Exploration & Production	
Eni RAK BV				Research and Development			Exploration & Production	
Eni Rewind International BV				Environmental remediation activity and waste management			Other activities	
Eni Rovuma Basin BV				Research and Development			Exploration & Production	
Eni Sharjah BV				Research and Development			Exploration & Production	
Eni South Africa BV				Research and Development			Exploration & Production	
Eni South China Sea Ltd Sàrl*				Dormant			Exploration & Production	
Eni Tunisia BV				Manufacturing or Production			Exploration & Production	
Eni Ukraine Holdings BV				Holding shares or Other Equity Instruments			Exploration & Production	
Eni Ukraine Shallow Waters BV				Research and Development			Exploration & Production	
Eni Venezuela BV				Manufacturing or Production			Exploration & Production	
Eni Vietnam BV				Research and Development			Exploration & Production	
GreenStream BV ⁽¹⁰⁾				Transportation activities (via pipeline)			Gas & Power	
Ieoc Exploration BV				Manufacturing or Production			Exploration & Production	
Ieoc Production BV				Manufacturing or Production			Exploration & Production	
Windirect BV				Administrative, Management or Support Services			Other activities	

(*) Company resident in Luxembourg.

Poland	Total revenues	Profit (loss) before Income tax	Income Tax Paid (on Cash Basis)	Income Tax Accrued - current year	Stated capital	Accumulated Earnings	Number of Employees (number)	Tangible Assets other than Cash and Cash Equivalents
(€ thousand)								
Full year 2019	3,220	766	179	4			5	335
<i>Revenues - related party transaction</i>	<i>1,272</i>							
<i>Revenues - non-related party transaction</i>	<i>1,948</i>							

<u>Eni Group constituent entities included in the tax jurisdiction</u>	<u>Residence tax jurisdiction</u>	<u>Business activity</u>	<u>Eni business segment</u>
Versalis International SA - PE	Belgium	Sales, Marketing or Distribution	Chemicals

Portugal	Total revenues	Profit (loss) before Income tax	Income Tax Paid (on Cash Basis)	Income Tax Accrued - current year	Stated capital	Accumulated Earnings	Number of Employees (number)	Tangible Assets other than Cash and Cash Equivalents
(€ thousand)								
Full year 2019	3,406	(1,833)						
<i>Revenues - related party transaction</i>	<i>3,328</i>							
<i>Revenues - non-related party transaction</i>	<i>78</i>							

<u>Eni Group constituent entities included in the tax jurisdiction</u>	<u>Residence tax jurisdiction</u>	<u>Business activity</u>	<u>Eni business segment</u>
Eni Portugal BV - PE	Netherlands	Research and Development	Exploration & Production

Romania	Total revenues	Profit (loss) before Income tax	Income Tax Paid (on Cash Basis)	Income Tax Accrued - current year	Stated capital	Accumulated Earnings	Number of Employees (number)	Tangible Assets other than Cash and Cash Equivalents
(€ thousand)								
Full year 2019	2,364	36	59	47			12	511
<i>Revenues - related party transaction</i>	<i>366</i>							
<i>Revenues - non-related party transaction</i>	<i>1,998</i>							

<u>Eni Group constituent entities included in the tax jurisdiction</u>	<u>Residence tax jurisdiction</u>	<u>Business activity</u>	<u>Eni business segment</u>
Eni Austria GmbH - PE	Austria	Sales, Marketing or Distribution	Refining & Marketing
Versalis International SA - PE	Belgium	Sales, Marketing or Distribution	Chemicals

Slovakia	Total revenues	Profit (loss) before Income tax	Income Tax Paid (on Cash Basis)	Income Tax Accrued - current year	Stated capital	Accumulated Earnings	Number of Employees (number)	Tangible Assets other than Cash and Cash Equivalents
(€ thousand)								
Full year 2019	978	(233)		4			5	5
<i>Revenues - related party transaction</i>								
<i>Revenues - non-related party transaction</i>	<i>978</i>							

<u>Eni Group constituent entities included in the tax jurisdiction</u>	<u>Residence tax jurisdiction</u>	<u>Business activity</u>	<u>Eni business segment</u>
Eni Austria GmbH - PE	Austria	Sales, Marketing or Distribution	Refining & Marketing
Versalis International SA - PE	Belgium	Sales, Marketing or Distribution	Chemicals

Slovenia	Total revenues	Profit (loss) before Income tax	Income Tax Paid (on Cash Basis)	Income Tax Accrued - current year	Stated capital	Accumulated Earnings	Number of Employees (number)	Tangible Assets other than Cash and Cash Equivalents
(€ thousand)								
Full year 2019	39,971	4,179	607	646	12,957	16,764	36	1,750
<i>Revenues - related party transaction</i>								
<i>Revenues - non-related party transaction</i>	<i>39,971</i>							

<u>Eni Group constituent entities included in the tax jurisdiction</u>	<u>Residence tax jurisdiction</u>	<u>Business activity</u>	<u>Eni business segment</u>
Adriaplin Podjetje za distribucijo zemeljskega plina doo Ljubljana		Sales, Marketing or Distribution	Gas & Power

Eni/Country-by-Country Report

Spain	Total revenues	Profit (loss) before Income tax	Income Tax Paid (on Cash Basis)	Income Tax Accrued - current year	Stated capital	Accumulated Earnings	Number of Employees (number)	Tangible Assets other than Cash and Cash Equivalents
(€ thousand)								
Full year 2019	398,358	2,547	710	626	17,299	1,492	98	16,844
<i>Revenues - related party transaction</i>	<i>17,664</i>							
<i>Revenues - non-related party transaction</i>	<i>380,694</i>							
<u>Eni Group constituent entities included in the tax jurisdiction</u>			<u>Residence tax jurisdiction</u>	<u>Business activity</u>				<u>Eni business segment</u>
Eni Iberia SLU				Sales, Marketing or Distribution				Refining & Marketing
Versalis International SA - PE			Belgium	Sales, Marketing or Distribution				Chemicals
Sweden	Total revenues	Profit (loss) before Income tax	Income Tax Paid (on Cash Basis)	Income Tax Accrued - current year	Stated capital	Accumulated Earnings	Number of Employees (number)	Tangible Assets other than Cash and Cash Equivalents
(€ thousand)								
Full year 2019	1,901	349	96	76			1	374
<i>Revenues - related party transaction</i>	<i>360</i>							
<i>Revenues - non-related party transaction</i>	<i>1,541</i>							
<u>Eni Group constituent entities included in the tax jurisdiction</u>			<u>Residence tax jurisdiction</u>	<u>Business activity</u>				<u>Eni business segment</u>
Versalis International SA - PE			Belgium	Sales, Marketing or Distribution				Chemicals
Switzerland	Total revenues	Profit (loss) before Income tax	Income Tax Paid (on Cash Basis)	Income Tax Accrued - current year	Stated capital	Accumulated Earnings	Number of Employees (number)	Tangible Assets other than Cash and Cash Equivalents
(€ thousand)								
Full year 2019	857,204	34,019	5,055	6,674	99,691	33,445	82	84,072
<i>Revenues - related party transaction</i>	<i>25,182</i>							
<i>Revenues - non-related party transaction</i>	<i>832,022</i>							
<u>Eni Group constituent entities included in the tax jurisdiction</u>			<u>Residence tax jurisdiction</u>	<u>Business activity</u>				<u>Eni business segment</u>
Eni Suisse SA				Sales, Marketing or Distribution				Refining & Marketing
Oleodotto del Reno SA				Project study, construction and operation of pipelines				Other activities
Oleoduc du Rhône SA				Project study, construction and operation of pipelines				Refining & Marketing
Versalis International SA - PE			Belgium	Sales, Marketing or Distribution				Chemicals
Turkey	Total revenues	Profit (loss) before Income tax	Income Tax Paid (on Cash Basis)	Income Tax Accrued - current year	Stated capital	Accumulated Earnings	Number of Employees (number)	Tangible Assets other than Cash and Cash Equivalents
(€ thousand)								
Full year 2019	14,684	9,203	112	98	3	337	10	24,658
<i>Revenues - related party transaction</i>	<i>7,997</i>							
<i>Revenues - non-related party transaction</i>	<i>6,687</i>							
<u>Eni Group constituent entities included in the tax jurisdiction</u>			<u>Residence tax jurisdiction</u>	<u>Business activity</u>				<u>Eni business segment</u>
Blue Stream Pipeline Co BV - PE			Netherlands	Transportation activities (via pipeline)				Gas & Power
Versalis Kimya Ticaret Limited Sirketi				Sales, Marketing or Distribution				Chemicals
Ukraine	Total revenues	Profit (loss) before Income tax	Income Tax Paid (on Cash Basis)	Income Tax Accrued - current year	Stated capital	Accumulated Earnings	Number of Employees (number)	Tangible Assets other than Cash and Cash Equivalents
(€ thousand)								
Full year 2019	62	(671)			2,484	(2,389)	7	4
<i>Revenues - related party transaction</i>	<i>16</i>							
<i>Revenues - non-related party transaction</i>	<i>46</i>							
<u>Eni Group constituent entities included in the tax jurisdiction</u>			<u>Residence tax jurisdiction</u>	<u>Business activity</u>				<u>Eni business segment</u>
Eni Ukraine Llc				Research and Development				Exploration & Production

United Kingdom	Total revenues	Profit (loss) before Income tax	Income Tax Paid (on Cash Basis)	Income Tax Accrued - current year	Stated capital	Accumulated Earnings	Number of Employees (number)	Tangible Assets other than Cash and Cash Equivalents
(€ thousand)								
Full year 2019	30,876,578	347,141	160,871	106,588	5,511,380	2,508,035	982	1,969,338
<i>Revenues - related party transaction</i>	<i>13,080,067</i>							
<i>Revenues - non-related party transaction</i>	<i>17,796,511</i>							
<u>Eni Group constituent entities included in the tax jurisdiction</u>			<u>Residence tax jurisdiction</u>	<u>Business activity</u>			<u>Eni business segment</u>	
Burren Energy (Egypt) Ltd				Manufacturing or Production			Exploration & Production	
Burren Energy India Ltd				Dormant			Exploration & Production	
Burren Energy Plc				Holding shares or Other Equity Instruments			Exploration & Production	
Eni AEP Ltd				Manufacturing or Production			Exploration & Production	
Eni Ambalat Ltd				Legal Owner of a Licence			Exploration & Production	
Eni Arguni I Ltd				Legal Owner of a Licence			Exploration & Production	
Eni Australia Ltd				Manufacturing or Production			Exploration & Production	
Eni BTC Ltd				Holding shares or Other Equity Instruments			Exploration & Production	
Eni Bukat Ltd				Legal Owner of a Licence			Exploration & Production	
Eni CBM Ltd				Manufacturing or Production			Exploration & Production	
Eni Côte d'Ivoire Ltd				Research and Development			Exploration & Production	
Eni East Ganai Ltd				Legal Owner of a Licence			Exploration & Production	
Eni East Sepinggan Ltd				Legal Owner of a Licence			Exploration & Production	
Eni Elgin/Franklin Ltd				Manufacturing or Production			Exploration & Production	
Eni Ganai Ltd				Legal Owner of a Licence			Exploration & Production	
Eni Hewett Ltd				Manufacturing or Production			Exploration & Production	
Eni Hydrocarbons Venezuela Ltd				Manufacturing or Production			Exploration & Production	
Eni India Ltd				Dormant			Exploration & Production	
Eni Indonesia Ltd				Legal Owner of a Licence			Exploration & Production	
Eni International NA NV Sàrl*				Holding shares or Other Equity Instruments			Exploration & Production	
Eni International Resources Ltd				Administrative, Management or Support Services			Corporate and financial subsidiaries	
Eni Investments Plc				Holding shares or Other Equity Instruments			Exploration & Production	
Eni JPDA 03-13 Ltd				Manufacturing or Production			Exploration & Production	
Eni Krueng Mane Ltd				Legal Owner of a Licence			Exploration & Production	
Eni Lasmo Plc				Holding shares or Other Equity Instruments			Exploration & Production	
Eni Liverpool Bay Operating Co Ltd				Manufacturing or Production			Exploration & Production	
Eni LNS Ltd				Manufacturing or Production			Exploration & Production	
Eni Middle East Ltd				Dormant			Exploration & Production	
Eni MOG Ltd (in liquidazione)				Dormant			Exploration & Production	
Eni Mozambique Engineering Ltd				Administrative, Management or Support Services			Exploration & Production	
Eni North Ganai Ltd				Legal Owner of a Licence			Exploration & Production	
Eni Oil Algeria Ltd				Manufacturing or Production			Exploration & Production	
Eni Pakistan Ltd				Manufacturing or Production			Exploration & Production	
EniProgetti SpA - PE		Italy		Engineering services			Exploration & Production	
Eni Rapak Ltd				Legal Owner of a Licence			Exploration & Production	
Eni TNS Ltd				Dormant			Exploration & Production	
Eni Trading & Shipping SpA - PE		Italy		Sales, Marketing or Distribution			Gas & Power	
Eni UHL Ltd				Holding shares or Other Equity Instruments			Exploration & Production	
Eni UK Holding Plc				Holding shares or Other Equity Instruments			Exploration & Production	
Eni UK Ltd				Manufacturing or Production			Exploration & Production	
Eni UKCS Ltd				Manufacturing or Production			Exploration & Production	
Eni ULT Ltd				Holding shares or Other Equity Instruments			Exploration & Production	
Eni ULX Ltd				Manufacturing or Production			Exploration & Production	
Eni Ventures Plc (in liquidazione)				Dormant			Exploration & Production	
Eni West Ganai Ltd				Legal Owner of a Licence			Exploration & Production	
Eni West Timor Ltd				Legal Owner of a Licence			Exploration & Production	
Eni Yemen Ltd				Dormant			Exploration & Production	
Lasmo Sanga Sanga Ltd**				Manufacturing or Production			Exploration & Production	
Liverpool Bay Ltd				Manufacturing or Production			Exploration & Production	
Versalis International SA - PE		Belgium		Sales, Marketing or Distribution			Chemicals	
Versalis UK Ltd				Manufacturing or Production			Chemicals	

(*) Company resident in Luxembourg.

(**) Company resident in Bermuda.

AFRICA

Algeria	Total revenues	Profit (loss) before Income tax	Income Tax Paid (on Cash Basis)	Income Tax Accrued - current year	Stated capital	Accumulated Earnings	Number of Employees (number)	Tangible Assets other than Cash and Cash Equivalents
(€ thousand)								
Full year 2019	1,391,432	693,048	590,668	596,425	13		763	3,312,786
<i>Revenues - related party transaction</i>	<i>692,260</i>							
<i>Revenues - non-related party transaction</i>	<i>699,172</i>							
<u>Eni Group constituent entities included in the tax jurisdiction</u>			<u>Residence tax jurisdiction</u>	<u>Business activity</u>				<u>Eni business segment</u>
Eni Algeria Exploration BV - PE			Netherlands	Manufacturing or Production				Exploration & Production
Eni Algeria Ltd Sàrl - PE			Netherlands	Manufacturing or Production				Exploration & Production
Eni Algeria Production BV - PE			Netherlands	Manufacturing or Production				Exploration & Production
Eni Oil Algeria Ltd - PE			United Kingdom	Manufacturing or Production				Exploration & Production
Eurl Eni Algérie				Dormant				Exploration & Production
First Calgary Petroleums LP - PE			Canada	Manufacturing or Production				Exploration & Production

Angola	Total revenues	Profit (loss) before Income tax	Income Tax Paid (on Cash Basis)	Income Tax Accrued - current year	Stated capital	Accumulated Earnings	Number of Employees (number)	Tangible Assets other than Cash and Cash Equivalents
(€ thousand)								
Full year 2019	2,372,234	534,269	221,298	256,244			368	4,579,000
<i>Revenues - related party transaction</i>	<i>2,052,045</i>							
<i>Revenues - non-related party transaction</i>	<i>320,189</i>							
<u>Eni Group constituent entities included in the tax jurisdiction</u>			<u>Residence tax jurisdiction</u>	<u>Business activity</u>				<u>Eni business segment</u>
Eni Angola Exploration BV - PE			Netherlands	Manufacturing or Production				Exploration & Production
Eni Angola Production BV - PE			Netherlands	Manufacturing or Production				Exploration & Production
Eni Angola SpA - PE			Italy	Manufacturing or Production				Exploration & Production
Eni West Africa SpA - PE			Italy	Research and Development				Exploration & Production

Congo	Total revenues	Profit (loss) before Income tax	Income Tax Paid (on Cash Basis)	Income Tax Accrued - current year	Stated capital	Accumulated Earnings	Number of Employees (number)	Tangible Assets other than Cash and Cash Equivalents
(€ thousand)								
Full year 2019	1,468,378	(363,223)	243,499	294,406	408,231	(1,216,711)	515	3,363,248
<i>Revenues - related party transaction</i>	<i>991,636</i>							
<i>Revenues - non-related party transaction</i>	<i>476,742</i>							
<u>Eni Group constituent entities included in the tax jurisdiction</u>			<u>Residence tax jurisdiction</u>	<u>Business activity</u>				<u>Eni business segment</u>
Burren Energy Congo Ltd - PE			British Virgin Islands	Manufacturing or Production				Exploration & Production
Eni Congo SA				Manufacturing or Production				Exploration & Production
Versalis Congo Sarlu				Sales, Marketing or Distribution				Chemicals

Democratic Republic of the Congo	Total revenues	Profit (loss) before Income tax	Income Tax Paid (on Cash Basis)	Income Tax Accrued - current year	Stated capital	Accumulated Earnings	Number of Employees (number)	Tangible Assets other than Cash and Cash Equivalents
(€ thousand)								
Full year 2019	2	(188)			850	(1,537)		
<i>Revenues - related party transaction</i>								
<i>Revenues - non-related party transaction</i>	<i>2</i>							
<u>Eni Group constituent entities included in the tax jurisdiction</u>			<u>Residence tax jurisdiction</u>	<u>Business activity</u>				<u>Eni business segment</u>
Eni RD Congo SA				Research and Development				Exploration & Production

Egypt	Total revenues	Profit (loss) before Income tax	Income Tax Paid (on Cash Basis)	Income Tax Accrued - current year	Stated capital	Accumulated Earnings	Number of Employees (number)	Tangible Assets other than Cash and Cash Equivalents
--------------	----------------	---------------------------------	---------------------------------	-----------------------------------	----------------	----------------------	------------------------------	--

(€ thousand)

Full year 2019	3,770,933	1,924,646	602,584	536,231	16	304	2,959	8,570,697
<i>Revenues - related party transaction</i>	<i>9,130</i>							
<i>Revenues - non-related party transaction</i>	<i>3,761,803</i>							

Eni Group constituent entities included in the tax jurisdiction

	Residence tax jurisdiction	Business activity	Eni business segment
Burren Energy (Egypt) Ltd - PE	United Kingdom	Manufacturing or Production	Exploration & Production
Eni New Energy Egypt SAE		Research and Development	Other activities
EniProgetti Egypt Ltd		Engineering services	Exploration & Production
Ieoc Exploration BV - PE	Netherlands	Manufacturing or Production	Exploration & Production
Ieoc Production BV - PE	Netherlands	Manufacturing or Production	Exploration & Production
Ieoc SpA - PE	Italy	Manufacturing or Production	Exploration & Production

Gabon	Total revenues	Profit (loss) before Income tax	Income Tax Paid (on Cash Basis)	Income Tax Accrued - current year	Stated capital	Accumulated Earnings	Number of Employees (number)	Tangible Assets other than Cash and Cash Equivalents
--------------	----------------	---------------------------------	---------------------------------	-----------------------------------	----------------	----------------------	------------------------------	--

(€ thousand)

Full year 2019	40,148	(12,308)			14,466	(77,432)	14	11,118
<i>Revenues - related party transaction</i>	<i>36,671</i>							
<i>Revenues - non-related party transaction</i>	<i>3,477</i>							

Eni Group constituent entities included in the tax jurisdiction

	Residence tax jurisdiction	Business activity	Eni business segment
Eni Gabon SA		Research and Development	Exploration & Production

Ghana	Total revenues	Profit (loss) before Income tax	Income Tax Paid (on Cash Basis)	Income Tax Accrued - current year	Stated capital	Accumulated Earnings	Number of Employees (number)	Tangible Assets other than Cash and Cash Equivalents
--------------	----------------	---------------------------------	---------------------------------	-----------------------------------	----------------	----------------------	------------------------------	--

(€ thousand)

Full year 2019	836,591	202,524			13,445	(40,567)	197	2,109,037
<i>Revenues - related party transaction</i>	<i>515,334</i>							
<i>Revenues - non-related party transaction</i>	<i>321,257</i>							

Eni Group constituent entities included in the tax jurisdiction

	Residence tax jurisdiction	Business activity	Eni business segment
Eni Ghana Exploration and Production Ltd		Manufacturing or Production	Exploration & Production

Ivory Coast	Total revenues	Profit (loss) before Income tax	Income Tax Paid (on Cash Basis)	Income Tax Accrued - current year	Stated capital	Accumulated Earnings	Number of Employees (number)	Tangible Assets other than Cash and Cash Equivalents
--------------------	----------------	---------------------------------	---------------------------------	-----------------------------------	----------------	----------------------	------------------------------	--

(€ thousand)

Full year 2019	75	(11,223)					4	297
<i>Revenues - related party transaction</i>								
<i>Revenues - non-related party transaction</i>	<i>75</i>							

Eni Group constituent entities included in the tax jurisdiction

	Residence tax jurisdiction	Business activity	Eni business segment
Eni Côte d'Ivoire Ltd - PE	United Kingdom	Research and Development	Exploration & Production

Kenya	Total revenues	Profit (loss) before Income tax	Income Tax Paid (on Cash Basis)	Income Tax Accrued - current year	Stated capital	Accumulated Earnings	Number of Employees (number)	Tangible Assets other than Cash and Cash Equivalents
--------------	----------------	---------------------------------	---------------------------------	-----------------------------------	----------------	----------------------	------------------------------	--

(€ thousand)

Full year 2019	428	(2,990)					9	1,268
<i>Revenues - related party transaction</i>	<i>10</i>							
<i>Revenues - non-related party transaction</i>	<i>418</i>							

Eni Group constituent entities included in the tax jurisdiction

	Residence tax jurisdiction	Business activity	Eni business segment
Eni Kenya BV - PE	Netherlands	Research and Development	Exploration & Production

Eni/Country-by-Country Report

Libya	Total revenues	Profit (loss) before Income tax	Income Tax Paid (on Cash Basis)	Income Tax Accrued - current year	Stated capital	Accumulated Earnings	Number of Employees (number)	Tangible Assets other than Cash and Cash Equivalents
(€ thousand)								
Full year 2019	4,451,409	2,240,028	1,988,788	2,043,244			4,385	3,514,497
<i>Revenues - related party transaction</i>	<i>416,294</i>							
<i>Revenues - non-related party transaction</i>	<i>4,035,115</i>							
<u>Eni Group constituent entities included in the tax jurisdiction</u>			<u>Residence tax jurisdiction</u>	<u>Business activity</u>				<u>Eni business segment</u>
Eni North Africa BV - PE			Netherlands	Manufacturing or Production				Exploration & Production
GreenStream BV - PE			Netherlands	Transportation activities (via pipeline)				Gas & Power

Morocco	Total revenues	Profit (loss) before Income tax	Income Tax Paid (on Cash Basis)	Income Tax Accrued - current year	Stated capital	Accumulated Earnings	Number of Employees (number)	Tangible Assets other than Cash and Cash Equivalents
(€ thousand)								
Full year 2019	4,188	(2,581)					2	60
<i>Revenues - related party transaction</i>	<i>4</i>							
<i>Revenues - non-related party transaction</i>	<i>4,184</i>							
<u>Eni Group constituent entities included in the tax jurisdiction</u>			<u>Residence tax jurisdiction</u>	<u>Business activity</u>				<u>Eni business segment</u>
Eni Maroc BV - PE			Netherlands	Research and Development				Exploration & Production

Mozambique	Total revenues	Profit (loss) before Income tax	Income Tax Paid (on Cash Basis)	Income Tax Accrued - current year	Stated capital	Accumulated Earnings	Number of Employees (number)	Tangible Assets other than Cash and Cash Equivalents
(€ thousand)								
Full year 2019	50,320	(22,172)					171	644,633
<i>Revenues - related party transaction</i>	<i>16,233</i>							
<i>Revenues - non-related party transaction</i>	<i>34,087</i>							
<u>Eni Group constituent entities included in the tax jurisdiction</u>			<u>Residence tax jurisdiction</u>	<u>Business activity</u>				<u>Eni business segment</u>
Eni Mozambico SpA - PE			Italy	Research and Development				Exploration & Production
Eni Rovuma Basin BV - PE			Netherlands	Research and Development				Exploration & Production
Mozambique Rovuma Venture SpA - PE			Italy	Research and Development				Exploration & Production

Nigeria	Total revenues	Profit (loss) before Income tax	Income Tax Paid (on Cash Basis)	Income Tax Accrued - current year	Stated capital	Accumulated Earnings	Number of Employees (number)	Tangible Assets other than Cash and Cash Equivalents
(€ thousand)								
Full year 2019	1,591,443	143,452	155,518	199,110	2,596	2,226,126	1,172	2,373,891
<i>Revenues - related party transaction</i>	<i>1,217,350</i>							
<i>Revenues - non-related party transaction</i>	<i>374,093</i>							
<u>Eni Group constituent entities included in the tax jurisdiction</u>			<u>Residence tax jurisdiction</u>	<u>Business activity</u>				<u>Eni business segment</u>
Agip Energy and Natural Resources (Nigeria) Ltd				Manufacturing or Production				Exploration & Production
Nigerian Agip CPFA Ltd				Administrative, Management or Support Services				Exploration & Production
Nigerian Agip Exploration Ltd				Manufacturing or Production				Exploration & Production
Nigerian Agip Oil Co Ltd				Manufacturing or Production				Exploration & Production

South Africa	Total revenues	Profit (loss) before Income tax	Income Tax Paid (on Cash Basis)	Income Tax Accrued - current year	Stated capital	Accumulated Earnings	Number of Employees (number)	Tangible Assets other than Cash and Cash Equivalents
(€ thousand)								
Full year 2019	9,051	(9,879)					6	1,108
<i>Revenues - related party transaction</i>	<i>6</i>							
<i>Revenues - non-related party transaction</i>	<i>9,045</i>							
<u>Eni Group constituent entities included in the tax jurisdiction</u>			<u>Residence tax jurisdiction</u>	<u>Business activity</u>				<u>Eni business segment</u>
Eni South Africa BV - PE			Netherlands	Research and Development				Exploration & Production

Tunisia	Total revenues	Profit (loss) before Income tax	Income Tax Paid (on Cash Basis)	Income Tax Accrued - current year	Stated capital	Accumulated Earnings	Number of Employees (number)	Tangible Assets other than Cash and Cash Equivalents
<small>(€ thousand)</small>								
Full year 2019	162,565	7,442	96,508	94,642	91	9	526	249,856
<i>Revenues - related party transaction</i>	<i>58,786</i>							
<i>Revenues - non-related party transaction</i>	<i>103,779</i>							
<u>Eni Group constituent entities included in the tax jurisdiction</u>								
		<u>Residence tax jurisdiction</u>		<u>Business activity</u>				<u>Eni business segment</u>
Eni Tunisia BV - PE		Netherlands		Manufacturing or Production				Exploration & Production
Société de Service du Gazoduc Transtunisien SA - Sergaz SA				Transportation activities (via pipeline)				Gas & Power
Société pour la Construction du Gazoduc Transtunisien SA - Scogat SA				Transportation activities (via pipeline)				Gas & Power
Trans Tunisian Pipeline Co SpA - PE		Italy		Transportation activities (via pipeline)				Gas & Power

ASIA AND OCEANIA

Australia	Total revenues	Profit (loss) before Income tax	Income Tax Paid (on Cash Basis)	Income Tax Accrued - current year	Stated capital	Accumulated Earnings	Number of Employees (number)	Tangible Assets other than Cash and Cash Equivalents
<small>(€ thousand)</small>								
Full year 2019	275,435	35,042	29,987	24,813	130,297	(132,739)	88	823,599
<i>Revenues - related party transaction</i>	<i>26,151</i>							
<i>Revenues - non-related party transaction</i>	<i>249,284</i>							
<u>Eni Group constituent entities included in the tax jurisdiction</u>								
		<u>Residence tax jurisdiction</u>		<u>Business activity</u>				<u>Eni business segment</u>
Eni Australia BV - PE		Netherlands		Manufacturing or Production				Exploration & Production
Eni Australia Ltd - PE		United Kingdom		Manufacturing or Production				Exploration & Production
Eni Gas & Power LNG Australia BV - PE		Netherlands		Manufacturing or Production				Exploration & Production
Eni JPDA 03-13 Ltd - PE		United Kingdom		Manufacturing or Production				Exploration & Production
Eni JPDA 06-105 Pty Ltd				Manufacturing or Production				Exploration & Production
Eni JPDA 11-106 BV - PE		Netherlands		Research and Development				Exploration & Production

Bahrain	Total revenues	Profit (loss) before Income tax	Income Tax Paid (on Cash Basis)	Income Tax Accrued - current year	Stated capital	Accumulated Earnings	Number of Employees (number)	Tangible Assets other than Cash and Cash Equivalents
<small>(€ thousand)</small>								
Full year 2019	10	(3,288)					1	3,382
<i>Revenues - related party transaction</i>								
<i>Revenues - non-related party transaction</i>	<i>10</i>							
<u>Eni Group constituent entities included in the tax jurisdiction</u>								
		<u>Residence tax jurisdiction</u>		<u>Business activity</u>				<u>Eni business segment</u>
Eni Bahrain BV - PE		Netherlands		Research and Development				Exploration & Production

China	Total revenues	Profit (loss) before Income tax	Income Tax Paid (on Cash Basis)	Income Tax Accrued - current year	Stated capital	Accumulated Earnings	Number of Employees (number)	Tangible Assets other than Cash and Cash Equivalents
<small>(€ thousand)</small>								
Full year 2019	83,217	(19,343)	381	5	5,161	(12,466)	62	9,335
<i>Revenues - related party transaction</i>	<i>5,220</i>							
<i>Revenues - non-related party transaction</i>	<i>77,997</i>							
<u>Eni Group constituent entities included in the tax jurisdiction</u>								
		<u>Residence tax jurisdiction</u>		<u>Business activity</u>				<u>Eni business segment</u>
Eni China BV - PE		Netherlands		Manufacturing or Production				Exploration & Production
Eni Lubricants Trading (Shanghai) Co Ltd				Sales, Marketing or Distribution				Refining & Marketing
Versalis Pacific Trading (Shanghai) Co Ltd				Sales, Marketing or Distribution				Chemicals

Eni/Country-by-Country Report

India	Total revenues	Profit (loss) before Income tax	Income Tax Paid (on Cash Basis)	Income Tax Accrued - current year	Stated capital	Accumulated Earnings	Number of Employees (number)	Tangible Assets other than Cash and Cash Equivalents
<i>(€ thousand)</i>								
Full year 2019	557	(16,740)		52	236	(270)	4	16
<i>Revenues - related party transaction</i>	<i>310</i>							
<i>Revenues - non-related party transaction</i>	<i>247</i>							
<u>Eni Group constituent entities included in the tax jurisdiction</u>								
		<u>Residence tax jurisdiction</u>		<u>Business activity</u>				<u>Eni business segment</u>
Eni India Ltd - PE		United Kingdom		Dormant				Exploration & Production
Versalis Pacific (India) Private Ltd				Sales, Marketing or Distribution				Chemicals

Indonesia	Total revenues	Profit (loss) before Income tax	Income Tax Paid (on Cash Basis)	Income Tax Accrued - current year	Stated capital	Accumulated Earnings	Number of Employees (number)	Tangible Assets other than Cash and Cash Equivalents
<i>(€ thousand)</i>								
Full year 2019	591,802	159,401	4,409	35,432			322	1,291,452
<i>Revenues - related party transaction</i>	<i>255,402</i>							
<i>Revenues - non-related party transaction</i>	<i>336,400</i>							
<u>Eni Group constituent entities included in the tax jurisdiction</u>								
		<u>Residence tax jurisdiction</u>		<u>Business activity</u>				<u>Eni business segment</u>
Eni Ambalat Ltd - PE		United Kingdom		Legal Owner of a Licence				Exploration & Production
Eni Arguni I Ltd - PE		United Kingdom		Legal Owner of a Licence				Exploration & Production
Eni Bukit Ltd - PE		United Kingdom		Legal Owner of a Licence				Exploration & Production
Eni CBM Ltd - PE		United Kingdom		Manufacturing or Production				Exploration & Production
Eni East Ganal Ltd - PE		United Kingdom		Legal Owner of a Licence				Exploration & Production
Eni East Sepinggan Ltd - PE		United Kingdom		Legal Owner of a Licence				Exploration & Production
Eni Ganal Ltd - PE		United Kingdom		Legal Owner of a Licence				Exploration & Production
Eni Indonesia Ltd - PE		United Kingdom		Legal Owner of a Licence				Exploration & Production
Eni Indonesia Ots 1 Ltd - PE		Cayman Islands		Legal Owner of a Licence				Exploration & Production
Eni Krueng Mane Ltd - PE		United Kingdom		Legal Owner of a Licence				Exploration & Production
Eni Muara Bakau BV - PE		Netherlands		Manufacturing or Production				Exploration & Production
Eni North Ganal Ltd - PE		United Kingdom		Legal Owner of a Licence				Exploration & Production
Eni Rapak Ltd - PE		United Kingdom		Legal Owner of a Licence				Exploration & Production
Eni West Ganal Ltd - PE		United Kingdom		Legal Owner of a Licence				Exploration & Production
Eni West Timor Ltd - PE		United Kingdom		Legal Owner of a Licence				Exploration & Production
Lasmo Sanga Sanga Ltd - PE		United Kingdom		Manufacturing or Production				Exploration & Production

Iran	Total revenues	Profit (loss) before Income tax	Income Tax Paid (on Cash Basis)	Income Tax Accrued - current year	Stated capital	Accumulated Earnings	Number of Employees (number)	Tangible Assets other than Cash and Cash Equivalents
<i>(€ thousand)</i>								
Full year 2019	7,031	(1,768)	26	26				
<i>Revenues - related party transaction</i>	<i>400</i>							
<i>Revenues - non-related party transaction</i>	<i>6,631</i>							
<u>Eni Group constituent entities included in the tax jurisdiction</u>								
		<u>Residence tax jurisdiction</u>		<u>Business activity</u>				<u>Eni business segment</u>
Eni Iran BV - PE		Netherlands		Dormant				Exploration & Production

Iraq	Total revenues	Profit (loss) before Income tax	Income Tax Paid (on Cash Basis)	Income Tax Accrued - current year	Stated capital	Accumulated Earnings	Number of Employees (number)	Tangible Assets other than Cash and Cash Equivalents
<i>(€ thousand)</i>								
Full year 2019	519,656	95,362	30,789	34,611			517	717,676
<i>Revenues - related party transaction</i>	<i>518,034</i>							
<i>Revenues - non-related party transaction</i>	<i>1,622</i>							
<u>Eni Group constituent entities included in the tax jurisdiction</u>								
		<u>Residence tax jurisdiction</u>		<u>Business activity</u>				<u>Eni business segment</u>
Eni Iraq BV - PE		Netherlands		Manufacturing or Production				Exploration & Production

Kazakhstan	Total revenues	Profit (loss) before Income tax	Income Tax Paid (on Cash Basis)	Income Tax Accrued - current year	Stated capital	Accumulated Earnings	Number of Employees (number)	Tangible Assets other than Cash and Cash Equivalents
(€ thousand)								
Full year 2019	2,008,103	900,360	172,235	177,897	17,794	(1,959)	1,617	11,041,216
<i>Revenues - related party transaction</i>	<i>1,203,546</i>							
<i>Revenues - non-related party transaction</i>	<i>804,557</i>							

<u>Eni Group constituent entities included in the tax jurisdiction</u>	<u>Residence tax jurisdiction</u>	<u>Business activity</u>	<u>Eni business segment</u>
Agip Caspian Sea BV - PE	Netherlands	Manufacturing or Production	Exploration & Production
Agip Karachaganak BV - PE	Netherlands	Manufacturing or Production	Exploration & Production
Arm Wind LLP		Manufacturing or Production	Other activities
Eni Isatay BV - PE	Netherlands	Research and Development	Exploration & Production
EniProgetti SpA - PE	Italy	Engineering services	Exploration & Production

Lebanon	Total revenues	Profit (loss) before Income tax	Income Tax Paid (on Cash Basis)	Income Tax Accrued - current year	Stated capital	Accumulated Earnings	Number of Employees (number)	Tangible Assets other than Cash and Cash Equivalents
(€ thousand)								
Full year 2019	781	(9,546)						4,306
<i>Revenues - related party transaction</i>	<i>56</i>							
<i>Revenues - non-related party transaction</i>	<i>725</i>							

<u>Eni Group constituent entities included in the tax jurisdiction</u>	<u>Residence tax jurisdiction</u>	<u>Business activity</u>	<u>Eni business segment</u>
Eni Lebanon BV - PE	Netherlands	Research and Development	Exploration & Production

Myanmar	Total revenues	Profit (loss) before Income tax	Income Tax Paid (on Cash Basis)	Income Tax Accrued - current year	Stated capital	Accumulated Earnings	Number of Employees (number)	Tangible Assets other than Cash and Cash Equivalents
(€ thousand)								
Full year 2019	120	(8,673)					37	8,694
<i>Revenues - related party transaction</i>	<i>28</i>							
<i>Revenues - non-related party transaction</i>	<i>92</i>							

<u>Eni Group constituent entities included in the tax jurisdiction</u>	<u>Residence tax jurisdiction</u>	<u>Business activity</u>	<u>Eni business segment</u>
Eni Myanmar BV - PE	Netherlands	Research and Development	Exploration & Production

Oman	Total revenues	Profit (loss) before Income tax	Income Tax Paid (on Cash Basis)	Income Tax Accrued - current year	Stated capital	Accumulated Earnings	Number of Employees (number)	Tangible Assets other than Cash and Cash Equivalents
(€ thousand)								
Full year 2019	2,789	(14,511)					22	5,742
<i>Revenues - related party transaction</i>	<i>1</i>							
<i>Revenues - non-related party transaction</i>	<i>2,788</i>							

<u>Eni Group constituent entities included in the tax jurisdiction</u>	<u>Residence tax jurisdiction</u>	<u>Business activity</u>	<u>Eni business segment</u>
Eni Oman BV - PE	Netherlands	Research and Development	Exploration & Production

Pakistan	Total revenues	Profit (loss) before Income tax	Income Tax Paid (on Cash Basis)	Income Tax Accrued - current year	Stated capital	Accumulated Earnings	Number of Employees (number)	Tangible Assets other than Cash and Cash Equivalents
(€ thousand)								
Full year 2019	144,712	12,510	6,175	1,617	785	(206)	310	102,777
<i>Revenues - related party transaction</i>	<i>19,984</i>							
<i>Revenues - non-related party transaction</i>	<i>124,728</i>							

<u>Eni Group constituent entities included in the tax jurisdiction</u>	<u>Residence tax jurisdiction</u>	<u>Business activity</u>	<u>Eni business segment</u>
Eni AEP Ltd - PE	United Kingdom	Manufacturing or Production	Exploration & Production
Eni New Energy Pakistan (Private) Ltd		Manufacturing or Production	Other activities
Eni Pakistan (M) Ltd Sàrl - PE	Netherlands	Manufacturing or Production	Exploration & Production
Eni Pakistan Ltd - PE	United Kingdom	Manufacturing or Production	Exploration & Production

Eni/Country-by-Country Report

Russia	Total revenues	Profit (loss) before Income tax	Income Tax Paid (on Cash Basis)	Income Tax Accrued - current year	Stated capital	Accumulated Earnings	Number of Employees (number)	Tangible Assets other than Cash and Cash Equivalents
<i>(€ thousand)</i>								
Full year 2019	126,324	39,625	405	329	32,058	(26,087)	69	289,447
<i>Revenues - related party transaction</i>	<i>58,133</i>							
<i>Revenues - non-related party transaction</i>	<i>68,191</i>							
<u>Eni Group constituent entities included in the tax jurisdiction</u>								
		<u>Residence tax jurisdiction</u>		<u>Business activity</u>				<u>Eni business segment</u>
Blue Stream Pipeline Co BV - PE		Netherlands		Transportation activities (via pipeline)				Gas & Power
EniServizi SpA - PE		Italy		Administrative, Management or Support Services				Corporate and financial subsidiaries
OOO "Eni Energhia"				Research and Development				Exploration & Production
OOO "Eni-Nefto"				Sales, Marketing or Distribution				Refining & Marketing
Versalis International SA - PE		Belgium		Sales, Marketing or Distribution				Chemicals
<hr/>								
Saudi Arabia	Total revenues	Profit (loss) before Income tax	Income Tax Paid (on Cash Basis)	Income Tax Accrued - current year	Stated capital	Accumulated Earnings	Number of Employees (number)	Tangible Assets other than Cash and Cash Equivalents
<i>(€ thousand)</i>								
Full year 2019	194,552		6,629					
<i>Revenues - related party transaction</i>								
<i>Revenues - non-related party transaction</i>	<i>194,552</i>							
<u>Eni Group constituent entities included in the tax jurisdiction</u>								
		<u>Residence tax jurisdiction</u>		<u>Business activity</u>				<u>Eni business segment</u>
Ecofuel SpA - PE		Italy		Manufacturing or Production				Refining & Marketing
<hr/>								
Singapore	Total revenues	Profit (loss) before Income tax	Income Tax Paid (on Cash Basis)	Income Tax Accrued - current year	Stated capital	Accumulated Earnings	Number of Employees (number)	Tangible Assets other than Cash and Cash Equivalents
<i>(€ thousand)</i>								
Full year 2019	1,643,921	18,623	(1,432)	2,484	54	(306)	37	818
<i>Revenues - related party transaction</i>	<i>262,609</i>							
<i>Revenues - non-related party transaction</i>	<i>1,381,312</i>							
<u>Eni Group constituent entities included in the tax jurisdiction</u>								
		<u>Residence tax jurisdiction</u>		<u>Business activity</u>				<u>Eni business segment</u>
Eni Trading & Shipping SpA - PE		Italy		Sales, Marketing or Distribution				Gas & Power
Versalis Singapore Pte Ltd				Sales, Marketing or Distribution				Chemicals
<hr/>								
Timor Leste	Total revenues	Profit (loss) before Income tax	Income Tax Paid (on Cash Basis)	Income Tax Accrued - current year	Stated capital	Accumulated Earnings	Number of Employees (number)	Tangible Assets other than Cash and Cash Equivalents
<i>(€ thousand)</i>								
Full year 2019	2	(675)					3	39
<i>Revenues - related party transaction</i>								
<i>Revenues - non-related party transaction</i>	<i>2</i>							
<u>Eni Group constituent entities included in the tax jurisdiction</u>								
		<u>Residence tax jurisdiction</u>		<u>Business activity</u>				<u>Eni business segment</u>
Eni Timor Leste SpA - PE		Italy		Research and Development				Exploration & Production
Eni JPDA 06-105 Pty Ltd - PE		Australia		Manufacturing or Production				Exploration & Production
<hr/>								
Turkmenistan	Total revenues	Profit (loss) before Income tax	Income Tax Paid (on Cash Basis)	Income Tax Accrued - current year	Stated capital	Accumulated Earnings	Number of Employees (number)	Tangible Assets other than Cash and Cash Equivalents
<i>(€ thousand)</i>								
Full year 2019	131,272	34,965	10,062	4,310			983	497,225
<i>Revenues - related party transaction</i>	<i>1,737</i>							
<i>Revenues - non-related party transaction</i>	<i>129,535</i>							
<u>Eni Group constituent entities included in the tax jurisdiction</u>								
		<u>Residence tax jurisdiction</u>		<u>Business activity</u>				<u>Eni business segment</u>
Eni Turkmenistan Ltd - PE		Bermuda		Manufacturing or Production				Exploration & Production
<hr/>								

United Arab Emirates	Total revenues	Profit (loss) before Income tax	Income Tax Paid (on Cash Basis)	Income Tax Accrued - current year	Stated capital	Accumulated Earnings	Number of Employees (number)	Tangible Assets other than Cash and Cash Equivalents
(€ thousand)								
Full year 2019	1,129,111	620,705	468,771	573,195			104	1,465,675
<i>Revenues - related party transaction</i>	<i>1,118,391</i>							
<i>Revenues - non-related party transaction</i>	<i>10,720</i>							
<u>Eni Group constituent entities included in the tax jurisdiction</u>			<u>Residence tax jurisdiction</u>	<u>Business activity</u>				<u>Eni business segment</u>
Eni Abu Dhabi BV - PE			Netherlands	Manufacturing or Production				Exploration & Production
Eni Sharjah BV - PE			Netherlands	Research and Development				Exploration & Production

Vietnam	Total revenues	Profit (loss) before Income tax	Income Tax Paid (on Cash Basis)	Income Tax Accrued - current year	Stated capital	Accumulated Earnings	Number of Employees (number)	Tangible Assets other than Cash and Cash Equivalents
(€ thousand)								
Full year 2019	5,498	(7,829)					42	25,421
<i>Revenues - related party transaction</i>	<i>5</i>							
<i>Revenues - non-related party transaction</i>	<i>5,493</i>							
<u>Eni Group constituent entities included in the tax jurisdiction</u>			<u>Residence tax jurisdiction</u>	<u>Business activity</u>				<u>Eni business segment</u>
Eni Vietnam BV - PE			Netherlands	Research and Development				Exploration & Production

AMERICAS

Argentina	Total revenues	Profit (loss) before Income tax	Income Tax Paid (on Cash Basis)	Income Tax Accrued - current year	Stated capital	Accumulated Earnings	Number of Employees (number)	Tangible Assets other than Cash and Cash Equivalents
(€ thousand)								
Full year 2019	2,694	(909)	1,586	(642)	10,835	(7,056)	3	
<i>Revenues - related party transaction</i>	<i>2,686</i>							
<i>Revenues - non-related party transaction</i>	<i>8</i>							
<u>Eni Group constituent entities included in the tax jurisdiction</u>			<u>Residence tax jurisdiction</u>	<u>Business activity</u>				<u>Eni business segment</u>
Eni Argentina Exploración y Explotación SA				Research and Development				Exploration & Production

Bahamas	Total revenues	Profit (loss) before Income tax	Income Tax Paid (on Cash Basis)	Income Tax Accrued - current year	Stated capital	Accumulated Earnings	Number of Employees (number)	Tangible Assets other than Cash and Cash Equivalents
(€ thousand)								
Full year 2019					2			
<i>Revenues - related party transaction</i>								
<i>Revenues - non-related party transaction</i>								
<u>Eni Group constituent entities included in the tax jurisdiction</u>			<u>Residence tax jurisdiction</u>	<u>Business activity</u>				<u>Eni business segment</u>
Zetah Congo Ltd*				Legal Owner of a Licence				Exploration & Production
Zetah Kouilou Ltd*				Legal Owner of a Licence				Exploration & Production

(*) Company that benefits from a privileged tax regime pursuant to art. 167, paragraph 4 of the D.P.R. of December 22, 1986, n. 917: the company is subjected to taxation in Italy.

Bermuda	Total revenues	Profit (loss) before Income tax	Income Tax Paid (on Cash Basis)	Income Tax Accrued - current year	Stated capital	Accumulated Earnings	Number of Employees (number)	Tangible Assets other than Cash and Cash Equivalents
(€ thousand)								
Full year 2019	176	75			38,989	366,262		
<i>Revenues - related party transaction</i>	<i>176</i>							
<i>Revenues - non-related party transaction</i>								
<u>Eni Group constituent entities included in the tax jurisdiction</u>			<u>Residence tax jurisdiction</u>	<u>Business activity</u>				<u>Eni business segment</u>
Burren Energy (Bermuda) Ltd*				Holding shares or Other Equity Instruments				Exploration & Production
Burren Shakti Ltd**				Dormant				Exploration & Production
Eni Turkmenistan Ltd ***				Manufacturing or Production				Exploration & Production

(*) Company that benefits from a privileged tax regime pursuant to art. 167, paragraph 4 of the D.P.R. of December 22, 1986, n. 917: the company is not subjected to taxation in Italy for the exemption obtained by the Tax Agency.

(**) Company that benefits from a privileged tax regime pursuant to art. 167, paragraph 4 of the D.P.R. of December 22, 1986, n. 917: the company is subjected to taxation in Italy.

(***) Company has not benefited from a privileged tax regime pursuant to art. 167, paragraph 4 of the D.P.R. of December 22, 1986, n. 917: the company operates with PE in Turkmenistan and the nominal tax rate is not lower than 50% of that current in Italy.

Eni/Country-by-Country Report

Brazil	Total revenues	Profit (loss) before Income tax	Income Tax Paid (on Cash Basis)	Income Tax Accrued - current year	Stated capital	Accumulated Earnings	Number of Employees (number)	Tangible Assets other than Cash and Cash Equivalents
(€ thousand)								
Full year 2019	17	111			361,044	(360,980)		
<i>Revenues - related party transaction</i>								
<i>Revenues - non-related party transaction</i>	17							
<u>Eni Group constituent entities included in the tax jurisdiction</u>			<u>Residence tax jurisdiction</u>	<u>Business activity</u>				<u>Eni business segment</u>
Eni do Brasil Investimentos em Exploração e Produção de Petróleo Ltda				Research and Development				Exploration & Production

British Virgin Islands	Total revenues	Profit (loss) before Income tax	Income Tax Paid (on Cash Basis)	Income Tax Accrued - current year	Stated capital	Accumulated Earnings	Number of Employees (number)	Tangible Assets other than Cash and Cash Equivalents
(€ thousand)								
Full year 2019					45	(807,812)		
<i>Revenues - related party transaction</i>								
<i>Revenues - non-related party transaction</i>								
<u>Eni Group constituent entities included in the tax jurisdiction</u>			<u>Residence tax jurisdiction</u>	<u>Business activity</u>				<u>Eni business segment</u>
Burren Energy Congo Ltd *				Manufacturing or Production				Exploration & Production

(*) Company has not benefited from a privileged tax regime pursuant to art. 167, paragraph 4 of the D.P.R. of December 22, 1986, n. 917: the company operates with PE in Congo and the nominal tax rate is not lower than 50% of that current in Italy.

Canada	Total revenues	Profit (loss) before Income tax	Income Tax Paid (on Cash Basis)	Income Tax Accrued - current year	Stated capital	Accumulated Earnings	Number of Employees (number)	Tangible Assets other than Cash and Cash Equivalents
(€ thousand)								
Full year 2019					2,370,050	(1,444,964)		
<i>Revenues - related party transaction</i>								
<i>Revenues - non-related party transaction</i>								
<u>Eni Group constituent entities included in the tax jurisdiction</u>			<u>Residence tax jurisdiction</u>	<u>Business activity</u>				<u>Eni business segment</u>
Eni Canada Holding Ltd				Holding shares or Other Equity Instruments				Exploration & Production
First Calgary Petroleums LP*				Manufacturing or Production				Exploration & Production
First Calgary Petroleums Partner Co ULC				Holding shares or Other Equity Instruments				Exploration & Production

(*) Company resident in the United States.

Cayman Islands	Total revenues	Profit (loss) before Income tax	Income Tax Paid (on Cash Basis)	Income Tax Accrued - current year	Stated capital	Accumulated Earnings	Number of Employees (number)	Tangible Assets other than Cash and Cash Equivalents
(€ thousand)								
Full year 2019								
<i>Revenues - related party transaction</i>								
<i>Revenues - non-related party transaction</i>								
<u>Eni Group constituent entities included in the tax jurisdiction</u>			<u>Residence tax jurisdiction</u>	<u>Business activity</u>				<u>Eni business segment</u>
Eni Indonesia Ots 1 Ltd *				Legal Owner of a Licence				Exploration & Production

(*) Company has not benefited from a privileged tax regime pursuant to art. 167, paragraph 4 of the D.P.R. of December 22, 1986, n. 917: the company operates with PE in Indonesia and the nominal tax rate is not lower than 50% of that current in Italy.

Ecuador	Total revenues	Profit (loss) before Income tax	Income Tax Paid (on Cash Basis)	Income Tax Accrued - current year	Stated capital	Accumulated Earnings	Number of Employees (number)	Tangible Assets other than Cash and Cash Equivalents
(€ thousand)								
Full year 2019	119,161	16,980	3,971	4,072	197	31,059	488	28,059
<i>Revenues - related party transaction</i>	6,991							
<i>Revenues - non-related party transaction</i>	112,170							
<u>Eni Group constituent entities included in the tax jurisdiction</u>			<u>Residence tax jurisdiction</u>	<u>Business activity</u>				<u>Eni business segment</u>
Eni Ecuador SA				Sales, Marketing or Distribution				Refining & Marketing
Esacontrol SA				Manufacturing or Production				Refining & Marketing
Esain SA				Sales, Marketing or Distribution				Refining & Marketing
Tecnoesa SA				Manufacturing or Production				Refining & Marketing

Mexico	Total revenues	Profit (loss) before Income tax	Income Tax Paid (on Cash Basis)	Income Tax Accrued - current year	Stated capital	Accumulated Earnings	Number of Employees (number)	Tangible Assets other than Cash and Cash Equivalents
---------------	----------------	------------------------------------	------------------------------------	---	-------------------	-------------------------	------------------------------------	---

(€ thousand)

Full year 2019	116,136	(37,786)		16		(138,064)	186	788,441
<i>Revenues - related party transaction</i>	<i>1,920</i>							
<i>Revenues - non-related party transaction</i>	<i>114,216</i>							

Eni Group constituent entities
included in the tax jurisdictionResidence tax jurisdictionBusiness activityEni business segment

Eni México S. de RL de CV				Research and Development				Exploration & Production
Eni Transporte y Suministro Mexico, S. de RL de CV				Sales, Marketing or Distribution				Gas & Power
Mizamtec Operating Company S. de RL de CV				Administrative, Management or Support Services				Exploration & Production
Versalis México S. de R.L. de CV				Sales, Marketing or Distribution				Chemicals

United States	Total revenues	Profit (loss) before Income tax	Income Tax Paid (on Cash Basis)	Income Tax Accrued - current year	Stated capital	Accumulated Earnings	Number of Employees (number)	Tangible Assets other than Cash and Cash Equivalents
----------------------	----------------	------------------------------------	------------------------------------	---	-------------------	-------------------------	------------------------------------	---

(€ thousand)

Full year 2019	4,103,804	44,182	12,906	10,591	3,763,329	(2,615,317)	365	3,299,052
<i>Revenues - related party transaction</i>	<i>1,059,209</i>							
<i>Revenues - non-related party transaction</i>	<i>3,044,595</i>							

Eni Group constituent entities
included in the tax jurisdictionResidence tax jurisdictionBusiness activityEni business segment

D-Share USA Corp.				Sales, Marketing or Distribution				Corporate and financial subsidiaries
Eni America Ltd				Holding shares or Other Equity Instruments				Exploration & Production
Eni BB Petroleum Inc				Manufacturing or Production				Exploration & Production
Eni Finance USA Inc				Internal Group Finance				Corporate and financial subsidiaries
Eni Marketing Inc				Sales, Marketing or Distribution				Exploration & Production
Eni New Energy US Inc				Manufacturing or Production				Other activities
Eni Next Llc				Research and Development				Corporate and financial subsidiaries
Eni Oil & Gas Inc				Manufacturing or Production				Exploration & Production
Eni Petroleum Co Inc				Manufacturing or Production				Exploration & Production
Eni Petroleum US Llc				Manufacturing or Production				Exploration & Production
Eni Trading & Shipping Inc				Sales, Marketing or Distribution				Gas & Power
Eni US Operating Co Inc				Manufacturing or Production				Exploration & Production
Eni USA Gas Marketing Llc				Sales, Marketing or Distribution				Exploration & Production
Eni USA Inc				Manufacturing or Production				Exploration & Production
Eni USA R&M Co Inc				Sales, Marketing or Distribution				Refining & Marketing
Versalis Americas Inc				Sales, Marketing or Distribution				Chemicals

Venezuela	Total revenues	Profit (loss) before Income tax	Income Tax Paid (on Cash Basis)	Income Tax Accrued - current year	Stated capital	Accumulated Earnings	Number of Employees (number)	Tangible Assets other than Cash and Cash Equivalents
------------------	----------------	------------------------------------	------------------------------------	---	-------------------	-------------------------	------------------------------------	---

(€ thousand)

Full year 2019	143,911	(115,842)		28,701	55,445	(6,186)	132	99,325
<i>Revenues - related party transaction</i>	<i>101,869</i>							
<i>Revenues - non-related party transaction</i>	<i>42,042</i>							

Eni Group constituent entities
included in the tax jurisdictionResidence tax jurisdictionBusiness activityEni business segment

Ecofuel SpA - PE		Italy		Manufacturing or Production				Refining & Marketing
Eni Hydrocarbons Venezuela Ltd - PE		United Kingdom		Research and Development				Exploration & Production
EniProgetti SpA - PE		Italy		Engineering services				Exploration & Production
Eni Venezuela BV - PE		Netherlands		Holding shares or Other Equity Instruments				Exploration & Production
Supermetanol CA ⁽¹⁰⁾				Manufacturing or Production				Refining & Marketing



Eni SpA

Headquarters

Piazzale Enrico Mattei, 1 - Rome - Italy

Capital Stock as of December 31, 2019: € 4,005,358,876.00 fully paid

Tax identification number 00484960588

Branches

Via Emilia, 1 - San Donato Milanese (Milan) - Italy

Piazza Ezio Vanoni, 1 - San Donato Milanese (Milan) - Italy

Contacts

eni.com

+39-0659821

800940924

segreteria.societaria.azionisti@eni.com

Investor Relations

Piazza Ezio Vanoni, 1 - 20097 San Donato Milanese (Milan)

Tel. +39-0252051651 - Fax +39-0252031929

e-mail: investor.relations@eni.com

